



BRSCC Mazda MX-5 Championship

Silverstone National Circuit

27th / 28th May 2017



Results Provided by Timing Solutions Ltd
www.tsl-timing.com

BRSCC Race Weekend - Silverstone National - 27th/28th May 2017



BRSCC Mazda MX5 Championship

QUALIFYING - RACES 2 & 3 - GROUP 1 - CLASSIFICATION

POS	NO	NAME	ENTRY	TIME	ON	LAPS	GAP	DIFF	MPH
1	72	Joshua JACKSON	Mazda MX-5	1:11.991	13	13			82.03
2	63	Oliver ALLWOOD	Mazda MX-5	1:11.997	11	12	0.006	0.006	82.02
3	36	Samuel SMITH	Mazda MX-5	1:12.027	13	13	0.036	0.030	81.99
4	94	Charlie BURGE	Mazda MX-5	1:12.177	6	13	0.186	0.150	81.82
5	23	Martin TOLLEY (M)	Mazda MX-5	1:12.198	12	13	0.207	0.021	81.79
6	33	Jason GREATREX	Mazda MX-5	1:12.369	13	13	0.378	0.171	81.60
7	15	John LANGRIDGE	Mazda MX-5	1:12.374	12	12	0.383	0.005	81.59
8	6	Jack WARRY	Mazda MX-5	1:12.569	13	13	0.578	0.195	81.38
9	5	Richard COLLINS (M)	Mazda MX-5	1:12.883	4	12	0.892	0.314	81.02
10	18	Clive POWLES (M)	Mazda MX-5	1:12.948	5	11	0.957	0.065	80.95
11	80	Anthony HUTCHINS (M)	Mazda MX-5	1:13.168	12	13	1.177	0.220	80.71
12	20	Paul MAGUIRE	Mazda MX-5	1:13.175	4	13	1.184	0.007	80.70
13	99	Patrick COLLINS (M)	Mazda MX-5	1:13.237	11	11	1.246	0.062	80.63
14	101	Simon WOODS (M)	Mazda MX-5	1:13.252	4	13	1.261	0.015	80.62
15	777	Courtney MILNES	Mazda MX-5	1:13.290	11	12	1.299	0.038	80.57
16	117	Michael CLOSE	Mazda MX-5	1:13.548	8	11	1.557	0.258	80.29
17	74	Clive CHISNALL (M)	Mazda MX-5	1:13.601	12	12	1.610	0.053	80.23
18	4	Adam REECE	Mazda MX-5	1:13.608	11	12	1.617	0.007	80.23
19	29	Adam CRAIG	Mazda MX-5	1:13.715	6	12	1.724	0.107	80.11
20	67	Simon ORANGE (M)	Mazda MX-5	1:13.977	4	12	1.986	0.262	79.83
21	261*	Jack RAWLES	Mazda MX-5	1:14.013	9	9	2.022	0.036	79.79
22	40	Ben HANCY	Mazda MX-5	1:14.015	2	12	2.024	0.002	79.79
23	66	Nick RILEY (M)	Mazda MX-5	1:14.698	11	12	2.707	0.683	79.06
24	30	Paul AUSTIN (M)	Mazda MX-5	1:15.139	12	12	3.148	0.441	78.59
25	52	Jon PETHICK	Mazda MX-5	1:15.159	12	12	3.168	0.020	78.57
26	53	Jonathan FIELDSSEND (M)	Mazda MX-5	1:16.385	11	12	4.394	1.226	77.31
27	9	James LOVE	Mazda MX-5	1:17.542	8	12	5.551	1.157	76.16
28	39	Bruce ROBINSON	Mazda MX-5	1:18.357	11	12	6.366	0.815	75.36

* Car 261 - No working transponder, you must fix for racing.

Weather / Track : Bright / Dry

These results are provisional until the conclusion of any judicial and technical matters.

Silverstone National

Circuit Length = 1.6404 miles

Start: 09:29 Flag 09:44 End: 09:46

Clerk Of Course :

Timekeeper :

BRSCC Race Weekend - Silverstone National - 27th/28th May 2017

BRSCC Mazda MX5 Championship

QUALIFYING - RACES 2 & 3 - GROUP 1 - LAP ANALYSIS

DIFF = Difference To Personal Best Lap

P1 72 Joshua JACKSON				
LAP	LAP TIME	DIFF	MPH	TIME OF DAY
1 -	1:13.043	1.052	80.85	09:31:22.480
2 -	1:12.558	0.567	81.39	09:32:35.038
3 -	1:12.562	0.571	81.38	09:33:47.600
4 -	1:12.433	0.442	81.53	09:35:00.033
5 -	1:12.390	0.399	81.58	09:36:12.423
6 -	1:12.446	0.455	81.51	09:37:24.869
7 -	1:12.234 (2)	0.243	81.75	09:38:37.103
8 -	1:12.374	0.383	81.59	09:39:49.477
9 -	1:15.048	3.057	78.69	09:41:04.525
10 -	1:12.397	0.406	81.57	09:42:16.922
11 -	1:12.296 (3)	0.305	81.68	09:43:29.218
12 -	1:12.759	0.768	81.16	09:44:41.977
13 -	1:11.991 (1)		82.03	09:45:53.968

P2 63 Oliver ALLWOOD				
LAP	LAP TIME	DIFF	MPH	TIME OF DAY
1 -	1:26.461	14.464	68.30	09:32:02.077
2 -	1:13.414	1.417	80.44	09:33:15.491
3 -	1:12.575	0.578	81.37	09:34:28.066
4 -	1:12.589	0.592	81.35	09:35:40.655
5 -	1:28.568	16.571	66.67	09:37:09.223
6 -	1:12.693	0.696	81.24	09:38:21.916
7 -	1:12.509	0.512	81.44	09:39:34.425
8 -	1:12.065 (2)	0.068	81.94	09:40:46.490
9 -	1:20.593	8.596	73.27	09:42:07.083
10 -	1:12.206 (3)	0.209	81.78	09:43:19.289
11 -	1:11.997 (1)		82.02	09:44:31.286
12 -	1:12.525	0.528	81.42	09:45:43.811

P3 36 Samuel SMITH				
LAP	LAP TIME	DIFF	MPH	TIME OF DAY
1 -	1:15.783	3.756	77.92	09:31:29.561
2 -	1:12.911	0.884	80.99	09:32:42.472
3 -	1:12.227	0.200	81.76	09:33:54.699
4 -	1:12.587	0.560	81.35	09:35:07.286
5 -	1:12.389	0.362	81.58	09:36:19.675
6 -	1:12.178	0.151	81.82	09:37:31.853
7 -	1:12.558	0.531	81.39	09:38:44.411
8 -	1:12.042 (2)	0.015	81.97	09:39:56.453
9 -	1:12.190	0.163	81.80	09:41:08.643
10 -	1:12.111 (3)	0.084	81.89	09:42:20.754
11 -	1:12.328	0.301	81.65	09:43:33.082
12 -	1:12.983	0.956	80.91	09:44:46.065
13 -	1:12.027 (1)		81.99	09:45:58.092

P4 94 Charlie BURGE				
LAP	LAP TIME	DIFF	MPH	TIME OF DAY
1 -	1:13.348	1.171	80.51	09:31:24.243
2 -	1:12.723	0.546	81.20	09:32:36.966
3 -	1:12.395	0.218	81.57	09:33:49.361
4 -	1:12.292 (3)	0.115	81.69	09:35:01.653
5 -	1:12.351	0.174	81.62	09:36:14.004
6 -	1:12.177 (1)		81.82	09:37:26.181
7 -	1:12.189 (2)	0.012	81.80	09:38:38.370
8 -	1:12.346	0.169	81.63	09:39:50.716
9 -	1:12.598	0.421	81.34	09:41:03.314
10 -	1:12.587	0.410	81.35	09:42:15.901
11 -	1:12.614	0.437	81.32	09:43:28.515
12 -	1:12.805	0.628	81.11	09:44:41.320

DIFF = Difference To Personal Best Lap

P5 23 Martin TOLLEY (M)				
LAP	LAP TIME	DIFF	MPH	TIME OF DAY
13 -	1:12.930	0.753	80.97	09:45:54.250
1 -	1:13.588	1.390	80.25	09:31:13.857
2 -	1:12.942	0.744	80.96	09:32:26.799
3 -	1:13.097	0.899	80.79	09:33:39.896
4 -	1:13.305	1.107	80.56	09:34:53.201
5 -	1:13.028	0.830	80.86	09:36:06.229
6 -	1:12.456 (2)	0.258	81.50	09:37:18.685
7 -	1:12.601	0.403	81.34	09:38:31.286
8 -	1:12.812	0.614	81.10	09:39:44.098
9 -	1:12.586 (3)	0.388	81.36	09:40:56.684
10 -	1:12.820	0.622	81.09	09:42:09.504
11 -	1:12.765	0.567	81.16	09:43:22.269
12 -	1:12.198 (1)		81.79	09:44:34.467
13 -	1:12.612	0.414	81.33	09:45:47.079

P6 33 Jason GREATREX				
LAP	LAP TIME	DIFF	MPH	TIME OF DAY
1 -	1:14.766	2.397	78.98	09:31:14.488
2 -	1:13.557	1.188	80.28	09:32:28.045
3 -	1:12.623	0.254	81.31	09:33:40.668
4 -	1:12.659	0.290	81.27	09:34:53.327
5 -	1:12.791	0.422	81.13	09:36:06.118
6 -	1:12.489 (3)	0.120	81.46	09:37:18.607
7 -	1:12.889	0.520	81.02	09:38:31.496
8 -	1:13.049	0.680	80.84	09:39:44.545
9 -	1:12.796	0.427	81.12	09:40:57.341
10 -	1:12.627	0.258	81.31	09:42:09.968
11 -	1:13.349	0.980	80.51	09:43:23.317
12 -	1:12.425 (2)	0.056	81.54	09:44:35.742
13 -	1:12.369 (1)		81.60	09:45:48.111

P7 15 John LANGRIDGE				
LAP	LAP TIME	DIFF	MPH	TIME OF DAY
1 -	1:14.960	2.586	78.78	09:31:37.351
2 -	1:13.892	1.518	79.92	09:32:51.243
3 -	1:12.494 (2)	0.120	81.46	09:34:03.737
4 -	1:12.588	0.214	81.35	09:35:16.325
5 -	1:13.074	0.700	80.81	09:36:29.399
6 -	1:13.486	1.112	80.36	09:37:42.885
7 -	1:13.146	0.772	80.73	09:38:56.031
8 -	1:13.039	0.665	80.85	09:40:09.070
9 -	1:12.882	0.508	81.03	09:41:21.952
10 -	1:12.581	0.207	81.36	09:42:34.533
11 -	1:12.530 (3)	0.156	81.42	09:43:47.063
12 -	1:12.374 (1)		81.59	09:44:59.437

P8 6 Jack WARRY				
LAP	LAP TIME	DIFF	MPH	TIME OF DAY
1 -	1:13.354	0.785	80.50	09:31:15.370
2 -	1:13.509	0.940	80.33	09:32:28.879
3 -	1:13.628	1.059	80.20	09:33:42.507
4 -	1:13.153 (3)	0.584	80.73	09:34:55.660
5 -	1:13.264	0.695	80.60	09:36:08.924
6 -	1:13.583	1.014	80.25	09:37:22.507
7 -	1:13.660	1.091	80.17	09:38:36.167
8 -	1:15.343	2.774	78.38	09:39:51.510
9 -	1:13.604	1.035	80.23	09:41:05.114
10 -	1:12.820 (2)	0.251	81.09	09:42:17.934

Weather / Track : Bright / Dry

Silverstone National
Circuit Length = 1.6404 miles
Start: 09:29 Flag 09:44 End: 09:46

BRSCC Race Weekend - Silverstone National - 27th/28th May 2017

BRSCC Mazda MX5 Championship

QUALIFYING - RACES 2 & 3 - GROUP 1 - LAP ANALYSIS

DIFF = Difference To Personal Best Lap

11 -	1:14.370	1.801	79.40	09:43:32.304
12 -	1:14.183	1.614	79.60	09:44:46.487
13 -	1:12.569 (1)		81.38	09:45:59.056

DIFF = Difference To Personal Best Lap

11 -	1:14.042	0.867	79.76	09:43:30.721
12 -	1:13.379	0.204	80.48	09:44:44.100
13 -	1:14.358	1.183	79.42	09:45:58.458

P9 5 Richard COLLINS (M)				
LAP	LAP TIME	DIFF	MPH	TIME OF DAY
1 -	1:15.245	2.362	78.48	09:31:29.958
2 -	1:13.260	0.377	80.61	09:32:43.218
3 -	1:13.329	0.446	80.53	09:33:56.547
4 -	1:12.883 (1)		81.02	09:35:09.430
5 -	1:14.282	1.399	79.50	09:36:23.712
6 -	1:14.185	1.302	79.60	09:37:37.897
7 -	1:13.183 (3)	0.300	80.69	09:38:51.080
8 -	1:13.380	0.497	80.48	09:40:04.460
9 -	1:13.639	0.756	80.19	09:41:18.099
10 -	1:13.554	0.671	80.29	09:42:31.653
11 -	1:13.574	0.691	80.26	09:43:45.227
12 -	1:13.011 (2)	0.128	80.88	09:44:58.238

P13 99 Patrick COLLINS (M)				
LAP	LAP TIME	DIFF	MPH	TIME OF DAY
1 -	1:15.002	1.765	78.74	09:31:34.077
2 -	1:15.273	2.036	78.45	09:32:49.350
3 -	1:13.769	0.532	80.05	09:34:03.119
4 -	1:13.376	0.139	80.48	09:35:16.495
5 -	1:19.225	5.988	74.54	09:36:35.720
6 -	1:13.845	0.608	79.97	09:37:49.565
7 -	1:20.782 P	7.545	73.10	09:39:10.347
8 -	2:13.513	1:00.276	44.23	09:41:23.860
9 -	1:13.247 (3)	0.010	80.62	09:42:37.107
10 -	1:13.245 (2)	0.008	80.62	09:43:50.352
11 -	1:13.237 (1)		80.63	09:45:03.589

P10 18 Clive POWLES (M)				
LAP	LAP TIME	DIFF	MPH	TIME OF DAY
1 -	1:14.184	1.236	79.60	09:31:14.275
2 -	1:14.286	1.338	79.49	09:32:28.561
3 -	1:13.397 (2)	0.449	80.46	09:33:41.958
4 -	1:13.544	0.596	80.30	09:34:55.502
5 -	1:12.948 (1)		80.95	09:36:08.450
6 -	1:13.696	0.748	80.13	09:37:22.146
7 -	1:13.452 (3)	0.504	80.40	09:38:35.598
8 -	1:14.270	1.322	79.51	09:39:49.868
9 -	1:13.765	0.817	80.06	09:41:03.633
10 -	1:13.965	1.017	79.84	09:42:17.598
11 -	1:30.779 P	17.831	65.05	09:43:48.377

P14 101 Simon WOODS (M)				
LAP	LAP TIME	DIFF	MPH	TIME OF DAY
1 -	1:14.352	1.100	79.42	09:31:19.215
2 -	1:14.308	1.056	79.47	09:32:33.523
3 -	1:14.301	1.049	79.48	09:33:47.824
4 -	1:13.252 (1)		80.62	09:35:01.076
5 -	1:13.744	0.492	80.08	09:36:14.820
6 -	1:13.693	0.441	80.13	09:37:28.513
7 -	1:13.541 (2)	0.289	80.30	09:38:42.054
8 -	1:14.161	0.909	79.63	09:39:56.215
9 -	1:13.618 (3)	0.366	80.22	09:41:09.833
10 -	1:13.788	0.536	80.03	09:42:23.621
11 -	1:14.423	1.171	79.35	09:43:38.044
12 -	1:14.600	1.348	79.16	09:44:52.644
13 -	1:14.084	0.832	79.71	09:46:06.728

P11 80 Anthony HUTCHINS (M)				
LAP	LAP TIME	DIFF	MPH	TIME OF DAY
1 -	1:13.968	0.800	79.84	09:31:17.317
2 -	1:13.685	0.517	80.14	09:32:31.002
3 -	1:13.769	0.601	80.05	09:33:44.771
4 -	1:13.776	0.608	80.04	09:34:58.547
5 -	1:13.864	0.696	79.95	09:36:12.411
6 -	1:14.471	1.303	79.30	09:37:26.882
7 -	1:13.283	0.115	80.58	09:38:40.165
8 -	1:13.870	0.702	79.94	09:39:54.035
9 -	1:13.327	0.159	80.53	09:41:07.362
10 -	1:13.244 (2)	0.076	80.63	09:42:20.606
11 -	1:13.667	0.499	80.16	09:43:34.273
12 -	1:13.168 (1)		80.71	09:44:47.441
13 -	1:13.266 (3)	0.098	80.60	09:46:00.707

P15 777 Courtney MILNES				
LAP	LAP TIME	DIFF	MPH	TIME OF DAY
1 -	1:17.788	4.498	75.92	09:31:41.519
2 -	1:15.401	2.111	78.32	09:32:56.920
3 -	1:15.717	2.427	77.99	09:34:12.637
4 -	1:14.526	1.236	79.24	09:35:27.163
5 -	1:14.155	0.865	79.63	09:36:41.318
6 -	1:14.246	0.956	79.54	09:37:55.564
7 -	1:13.779	0.489	80.04	09:39:09.343
8 -	1:13.463 (2)	0.173	80.38	09:40:22.806
9 -	1:13.725	0.435	80.10	09:41:36.531
10 -	1:13.568 (3)	0.278	80.27	09:42:50.099
11 -	1:13.290 (1)		80.57	09:44:03.389
12 -	1:14.181	0.891	79.61	09:45:17.570

P12 20 Paul MAGUIRE				
LAP	LAP TIME	DIFF	MPH	TIME OF DAY
1 -	1:13.976	0.801	79.83	09:31:15.084
2 -	1:13.532	0.357	80.31	09:32:28.616
3 -	1:13.221 (3)	0.046	80.65	09:33:41.837
4 -	1:13.175 (1)		80.70	09:34:55.012
5 -	1:13.638	0.463	80.19	09:36:08.650
6 -	1:13.704	0.529	80.12	09:37:22.354
7 -	1:13.670	0.495	80.16	09:38:36.024
8 -	1:13.569	0.394	80.27	09:39:49.593
9 -	1:13.875	0.700	79.94	09:41:03.468
10 -	1:13.211 (2)	0.036	80.66	09:42:16.679

P16 117 Michael CLOSE				
LAP	LAP TIME	DIFF	MPH	TIME OF DAY
1 -	1:21.642	8.094	72.33	09:32:39.457
2 -	1:15.071	1.523	78.66	09:33:54.528
3 -	1:14.891	1.343	78.85	09:35:09.419
4 -	1:14.724	1.176	79.03	09:36:24.143
5 -	1:14.095	0.547	79.70	09:37:38.238
6 -	1:13.695 (3)	0.147	80.13	09:38:51.933
7 -	1:14.097	0.549	79.70	09:40:06.030
8 -	1:13.548 (1)		80.29	09:41:19.578
9 -	1:14.316	0.768	79.46	09:42:33.894
10 -	1:13.925	0.377	79.88	09:43:47.819

Weather / Track : Bright / Dry

Silverstone National
Circuit Length = 1.6404 miles
Start: 09:29 Flag 09:44 End: 09:46

BRSCC Race Weekend - Silverstone National - 27th/28th May 2017

BRSCC Mazda MX5 Championship

QUALIFYING - RACES 2 & 3 - GROUP 1 - LAP ANALYSIS

DIFF = Difference To Personal Best Lap

11 - 1:13.662 (2) 0.114 80.17 09:45:01.481

P17 74 Clive CHISNALL (M)				
LAP	LAP TIME	DIFF	MPH	TIME OF DAY
1 -	1:15.717	2.116	77.99	09:31:25.040
2 -	1:14.280	0.679	79.50	09:32:39.320
3 -	1:14.505	0.904	79.26	09:33:53.825
4 -	1:14.329	0.728	79.45	09:35:08.154
5 -	1:13.816 (3)	0.215	80.00	09:36:21.970
6 -	1:14.072	0.471	79.72	09:37:36.042
7 -	1:13.994	0.393	79.81	09:38:50.036
8 -	1:14.455	0.854	79.31	09:40:04.491
9 -	1:14.131	0.530	79.66	09:41:18.622
10 -	1:13.861	0.260	79.95	09:42:32.483
11 -	1:13.768 (2)	0.167	80.05	09:43:46.251
12 -	1:13.601 (1)		80.23	09:44:59.852

P18 4 Adam REECE				
LAP	LAP TIME	DIFF	MPH	TIME OF DAY
1 -	1:15.409	1.801	78.31	09:31:42.253
2 -	1:18.454	4.846	75.27	09:33:00.707
3 -	1:14.222 (3)	0.614	79.56	09:34:14.929
4 -	1:32.013	18.405	64.18	09:35:46.942
5 -	1:15.829	2.221	77.88	09:37:02.771
6 -	1:14.833	1.225	78.91	09:38:17.604
7 -	1:14.629	1.021	79.13	09:39:32.233
8 -	1:13.885 (2)	0.277	79.93	09:40:46.118
9 -	1:19.552	5.944	74.23	09:42:05.670
10 -	1:14.526	0.918	79.24	09:43:20.196
11 -	1:13.608 (1)		80.23	09:44:33.804
12 -	1:17.475	3.867	76.22	09:45:51.279

P19 29 Adam CRAIG				
LAP	LAP TIME	DIFF	MPH	TIME OF DAY
1 -	1:15.210	1.495	78.52	09:31:20.912
2 -	1:14.990	1.275	78.75	09:32:35.902
3 -	1:14.276	0.561	79.50	09:33:50.178
4 -	1:13.811 (3)	0.096	80.01	09:35:03.989
5 -	1:14.136	0.421	79.65	09:36:18.125
6 -	1:13.715 (1)		80.11	09:37:31.840
7 -	1:13.865	0.150	79.95	09:38:45.705
8 -	1:13.800 (2)	0.085	80.02	09:39:59.505
9 -	1:14.698	0.983	79.06	09:41:14.203
10 -	1:14.558	0.843	79.20	09:42:28.761
11 -	1:14.175	0.460	79.61	09:43:42.936
12 -	1:14.261	0.546	79.52	09:44:57.197

P20 67 Simon ORANGE (M)				
LAP	LAP TIME	DIFF	MPH	TIME OF DAY
1 -	1:15.560	1.583	78.15	09:31:34.911
2 -	1:15.268	1.291	78.46	09:32:50.179
3 -	1:14.450	0.473	79.32	09:34:04.629
4 -	1:13.977 (1)		79.83	09:35:18.606
5 -	1:15.408	1.431	78.31	09:36:34.014
6 -	1:16.022	2.045	77.68	09:37:50.036
7 -	1:14.335	0.358	79.44	09:39:04.371
8 -	1:14.860	0.883	78.88	09:40:19.231
9 -	1:14.332 (3)	0.355	79.44	09:41:33.563
10 -	1:14.344	0.367	79.43	09:42:47.907
11 -	1:14.719	0.742	79.03	09:44:02.626
12 -	1:14.310 (2)	0.333	79.47	09:45:16.936

DIFF = Difference To Personal Best Lap

P21 261 Jack RAWLES				
LAP	LAP TIME	DIFF	MPH	TIME OF DAY
1 -	1:15.232	1.219	78.49	09:33:05.660
2 -	1:14.772	0.759	78.98	09:34:20.432
3 -	1:16.623	2.610	77.07	09:35:37.055
4 -	1:15.127	1.114	78.60	09:36:52.182
5 -	1:25.421 P	11.408	69.13	09:38:17.603
6 -	3:41.024	2:27.011	26.71	09:41:58.627
7 -	1:14.453 (3)	0.440	79.32	09:43:13.080
8 -	1:14.326 (2)	0.313	79.45	09:44:27.406
9 -	1:14.013 (1)		79.79	09:45:41.419

P22 40 Ben HANCY				
LAP	LAP TIME	DIFF	MPH	TIME OF DAY
1 -	1:15.529	1.514	78.19	09:31:30.508
2 -	1:14.015 (1)		79.79	09:32:44.523
3 -	1:14.750	0.735	79.00	09:33:59.273
4 -	1:15.025	1.010	78.71	09:35:14.298
5 -	1:15.545	1.530	78.17	09:36:29.843
6 -	1:14.962	0.947	78.78	09:37:44.805
7 -	1:14.876	0.861	78.87	09:38:59.681
8 -	1:15.241	1.226	78.49	09:40:14.922
9 -	1:16.017	2.002	77.68	09:41:30.939
10 -	1:16.226	2.211	77.47	09:42:47.165
11 -	1:14.644 (2)	0.629	79.11	09:44:01.809
12 -	1:14.699 (3)	0.684	79.05	09:45:16.508

P23 66 Nick RILEY (M)				
LAP	LAP TIME	DIFF	MPH	TIME OF DAY
1 -	1:16.584	1.886	77.11	09:31:46.100
2 -	1:16.267	1.569	77.43	09:33:02.367
3 -	1:17.312	2.614	76.38	09:34:19.679
4 -	1:18.611	3.913	75.12	09:35:38.290
5 -	1:16.632	1.934	77.06	09:36:54.922
6 -	1:18.454	3.756	75.27	09:38:13.376
7 -	1:16.727	2.029	76.96	09:39:30.103
8 -	1:15.776	1.078	77.93	09:40:45.879
9 -	1:16.094	1.396	77.61	09:42:01.973
10 -	1:15.492 (3)	0.794	78.22	09:43:17.465
11 -	1:14.698 (1)		79.06	09:44:32.163
12 -	1:14.837 (2)	0.139	78.91	09:45:47.000

P24 30 Paul AUSTIN (M)				
LAP	LAP TIME	DIFF	MPH	TIME OF DAY
1 -	1:16.898	1.759	76.79	09:31:42.073
2 -	1:16.551	1.412	77.14	09:32:58.624
3 -	1:15.795	0.656	77.91	09:34:14.419
4 -	1:16.034	0.895	77.67	09:35:30.453
5 -	1:15.161 (2)	0.022	78.57	09:36:45.614
6 -	1:15.754	0.615	77.95	09:38:01.368
7 -	1:16.199	1.060	77.50	09:39:17.567
8 -	1:16.049	0.910	77.65	09:40:33.616
9 -	1:16.361	1.222	77.33	09:41:49.977
10 -	1:15.744 (3)	0.605	77.96	09:43:05.721
11 -	1:15.835	0.696	77.87	09:44:21.556
12 -	1:15.139 (1)		78.59	09:45:36.695

Weather / Track : Bright / Dry

Silverstone National

Circuit Length = 1.6404 miles

Start: 09:29 Flag 09:44 End: 09:46

BRSCC Race Weekend - Silverstone National - 27th/28th May 2017

BRSCC Mazda MX5 Championship

QUALIFYING - RACES 2 & 3 - GROUP 1 - LAP ANALYSIS

DIFF = Difference To Personal Best Lap

P25 52 Jon PETHICK				
LAP	LAP TIME	DIFF	MPH	TIME OF DAY
1 -	1:20.750	5.591	73.13	09:31:26.590
2 -	1:16.355	1.196	77.34	09:32:42.945
3 -	1:15.875	0.716	77.83	09:33:58.820
4 -	1:16.042	0.883	77.66	09:35:14.862
5 -	1:15.516 (3)	0.357	78.20	09:36:30.378
6 -	1:15.501 (2)	0.342	78.21	09:37:45.879
7 -	1:15.658	0.499	78.05	09:39:01.537
8 -	1:15.685	0.526	78.02	09:40:17.222
9 -	1:15.832	0.673	77.87	09:41:33.054
10 -	1:15.632	0.473	78.08	09:42:48.686
11 -	1:15.739	0.580	77.97	09:44:04.425
12 -	1:15.159 (1)		78.57	09:45:19.584

P26 53 Jonathan FIELDSEND (M)				
LAP	LAP TIME	DIFF	MPH	TIME OF DAY
1 -	1:18.806	2.421	74.93	09:31:37.174
2 -	1:17.234	0.849	76.46	09:32:54.408
3 -	1:17.253	0.868	76.44	09:34:11.661
4 -	1:17.121 (3)	0.736	76.57	09:35:28.782
5 -	1:18.358	1.973	75.36	09:36:47.140
6 -	1:17.810	1.425	75.89	09:38:04.950
7 -	1:17.349	0.964	76.35	09:39:22.299
8 -	1:17.795	1.410	75.91	09:40:40.094
9 -	1:17.737	1.352	75.96	09:41:57.831
10 -	1:16.943 (2)	0.558	76.75	09:43:14.774
11 -	1:16.385 (1)		77.31	09:44:31.159
12 -	1:17.709	1.324	75.99	09:45:48.868

P27 9 James LOVE				
LAP	LAP TIME	DIFF	MPH	TIME OF DAY
1 -	1:21.371	3.829	72.57	09:31:32.522
2 -	1:20.836	3.294	73.05	09:32:53.358
3 -	1:20.207	2.665	73.63	09:34:13.565
4 -	1:22.371	4.829	71.69	09:35:35.936
5 -	1:18.849	1.307	74.89	09:36:54.785
6 -	1:19.724	2.182	74.07	09:38:14.509
7 -	1:18.815	1.273	74.93	09:39:33.324
8 -	1:17.542 (1)		76.16	09:40:50.866
9 -	1:18.087 (2)	0.545	75.62	09:42:08.953
10 -	1:19.340	1.798	74.43	09:43:28.293
11 -	1:19.027	1.485	74.72	09:44:47.320
12 -	1:18.811 (3)	1.269	74.93	09:46:06.131

P28 39 Bruce ROBINSON				
LAP	LAP TIME	DIFF	MPH	TIME OF DAY
1 -	1:23.284	4.927	70.90	09:31:32.936
2 -	1:20.758	2.401	73.12	09:32:53.694
3 -	1:20.080	1.723	73.74	09:34:13.774
4 -	1:23.077	4.720	71.08	09:35:36.851
5 -	1:20.610	2.253	73.26	09:36:57.461
6 -	1:20.196	1.839	73.64	09:38:17.657
7 -	1:19.079 (3)	0.722	74.68	09:39:36.736
8 -	1:19.461	1.104	74.32	09:40:56.197
9 -	1:20.231	1.874	73.60	09:42:16.428
10 -	1:19.672	1.315	74.12	09:43:36.100
11 -	1:18.357 (1)		75.36	09:44:54.457
12 -	1:18.409 (2)	0.052	75.31	09:46:12.866

BRSCC Race Weekend - Silverstone National - 27th/28th May 2017



BRSCC Mazda MX5 Championship

QUALIFYING - RACES 2 & 3 - GROUP 2 - CLASSIFICATION

POS	NO	NAME	ENTRY	TIME	ON	LAPS	GAP	DIFF	MPH
1	37	James HARRIS	Mazda MX-5	1:11.831	3	12			82.21
2	105	Roger CHESNEAU	Mazda MX-5	1:12.146	9	12	0.315	0.315	81.85
3	68	Paul TUCKER (M)	Mazda MX-5	1:12.233	12	12	0.402	0.087	81.75
4	91	Jack SYCAMORE	Mazda MX-5	1:12.337	9	12	0.506	0.104	81.64
5	43	Will BLACKWELL-CHAMBERS	Mazda MX-5	1:12.359	12	12	0.528	0.022	81.61
6	88	Stuart SYMONDS	Mazda MX-5	1:12.361	4	12	0.530	0.002	81.61
7	107	Sam BAILEY	Mazda MX-5	1:12.678	9	12	0.847	0.317	81.25
8	83	Brian TROTT	Mazda MX-5	1:12.700	11	12	0.869	0.022	81.23
9	41	Kevin BRENT (M)	Mazda MX-5	1:12.898	12	12	1.067	0.198	81.01
10	69	Sam GENDY	Mazda MX-5	1:13.184	7	12	1.353	0.286	80.69
11	8	Michael FISK	Mazda MX-5	1:13.250	12	12	1.419	0.066	80.62
12	722	Alan HAWKINS (M)	Mazda MX-5	1:13.283	4	11	1.452	0.033	80.58
13	16	Matt PICKFORD (M)	Mazda MX-5	1:13.450	5	12	1.619	0.167	80.40
14	19	Oliver ROBINSON (M)	Mazda MX-5	1:13.477	11	12	1.646	0.027	80.37
15	60	Nick LE DOYEN (M)	Mazda MX-5	1:13.609	7	12	1.778	0.132	80.23
16	25	Ivan LEARY (M)	Mazda MX-5	1:13.632	8	12	1.801	0.023	80.20
17	175	Patrick LAY	Mazda MX-5	1:13.649	6	12	1.818	0.017	80.18
18	10	Teddy CLARK	Mazda MX-5	1:13.710	11	12	1.879	0.061	80.12
19	31	Bryn GRIFFITHS (M)	Mazda MX-5	1:13.719	3	10	1.888	0.009	80.11
20	17	Russ LINDSAY (M)	Mazda MX-5	1:13.784	12	12	1.953	0.065	80.03
21	77*	Stephen FODEN	Mazda MX-5	1:13.904	8	11	2.073	0.120	79.90
22	56*	Max NORFOLK	Mazda MX-5	1:13.952	6	12	2.121	0.048	79.85
23	26	Charlie RAWLES	Mazda MX-5	1:14.383	7	12	2.552	0.431	79.39
24	7*	Adrian BURGE (M)	Mazda MX-5	1:14.762	9	12	2.931	0.379	78.99
25	34	Callum WARNER	Mazda MX-5	1:14.982	12	12	3.151	0.220	78.76
26	291	Luke SOUCH	Mazda MX-5	1:15.330	10	12	3.499	0.348	78.39
27	90	Andrew BARRETT (M)	Mazda MX-5	1:15.406	4	12	3.575	0.076	78.31
28	65	Joseph NEHORAI	Mazda MX-5	1:16.708	10	11	4.877	1.302	76.98

* Cars 7, 56 & 77 - No working transponders, you must fix for racing to be timed.

Weather / Track : Cloudy / Dry

These results are provisional until the conclusion of any judicial and technical matters.

Silverstone National

Circuit Length = 1.6404 miles

Start: 10:06 Flag 10:21 End: 10:23

Clerk Of Course :

Timekeeper :

BRSCC Race Weekend - Silverstone National - 27th/28th May 2017

BRSCC Mazda MX5 Championship

QUALIFYING - RACES 2 & 3 - GROUP 2 - LAP ANALYSIS

DIFF = Difference To Personal Best Lap

P1 37 James HARRIS				
LAP	LAP TIME	DIFF	MPH	TIME OF DAY
1 -	1:13.165	1.334	80.71	10:08:56.295
2 -	1:12.362	0.531	81.61	10:10:08.657
3 -	1:11.831 (1)		82.21	10:11:20.488
4 -	1:24.165	12.334	70.16	10:12:44.653
5 -	1:12.351	0.520	81.62	10:13:57.004
6 -	1:12.068 (3)	0.237	81.94	10:15:09.072
7 -	1:13.026	1.195	80.87	10:16:22.098
8 -	1:14.391	2.560	79.38	10:17:36.489
9 -	1:25.719	13.888	68.89	10:19:02.208
10 -	1:12.396	0.565	81.57	10:20:14.604
11 -	1:11.965 (2)	0.134	82.06	10:21:26.569
12 -	1:28.561	16.730	66.68	10:22:55.130

P2 105 Roger CHESNEAU				
LAP	LAP TIME	DIFF	MPH	TIME OF DAY
1 -	1:13.152	1.006	80.73	10:08:16.317
2 -	1:14.551	2.405	79.21	10:09:30.868
3 -	1:13.049	0.903	80.84	10:10:43.917
4 -	1:14.561	2.415	79.20	10:11:58.478
5 -	1:17.130	4.984	76.56	10:13:15.608
6 -	1:12.939 (3)	0.793	80.96	10:14:28.547
7 -	1:13.451	1.305	80.40	10:15:41.998
8 -	1:12.862 (2)	0.716	81.05	10:16:54.860
9 -	1:12.146 (1)		81.85	10:18:07.006
10 -	1:13.476	1.330	80.37	10:19:20.482
11 -	1:15.410	3.264	78.31	10:20:35.892
12 -	1:13.087	0.941	80.80	10:21:48.979

P3 68 Paul TUCKER (M)				
LAP	LAP TIME	DIFF	MPH	TIME OF DAY
1 -	1:12.914	0.681	80.99	10:08:16.664
2 -	1:13.547	1.314	80.29	10:09:30.211
3 -	1:13.407	1.174	80.45	10:10:43.618
4 -	1:12.996	0.763	80.90	10:11:56.614
5 -	1:12.565 (3)	0.332	81.38	10:13:09.179
6 -	1:12.292 (2)	0.059	81.69	10:14:21.471
7 -	1:14.046	1.813	79.75	10:15:35.517
8 -	1:14.632	2.399	79.13	10:16:50.149
9 -	1:13.396	1.163	80.46	10:18:03.545
10 -	1:16.188	3.955	77.51	10:19:19.733
11 -	1:13.366	1.133	80.49	10:20:33.099
12 -	1:12.233 (1)		81.75	10:21:45.332

P4 91 Jack SYCAMORE				
LAP	LAP TIME	DIFF	MPH	TIME OF DAY
1 -	1:13.072	0.735	80.81	10:08:11.194
2 -	1:12.953	0.616	80.95	10:09:24.147
3 -	1:12.797 (3)	0.460	81.12	10:10:36.944
4 -	1:12.879	0.542	81.03	10:11:49.823
5 -	1:18.136	5.799	75.58	10:13:07.959
6 -	1:13.040	0.703	80.85	10:14:20.999
7 -	1:14.408	2.071	79.36	10:15:35.407
8 -	1:17.813	5.476	75.89	10:16:53.220
9 -	1:12.337 (1)		81.64	10:18:05.557
10 -	1:12.562 (2)	0.225	81.38	10:19:18.119
11 -	1:13.117	0.780	80.77	10:20:31.236
12 -	1:13.297	0.960	80.57	10:21:44.533

DIFF = Difference To Personal Best Lap

P5 43 Will BLACKWELL-CHAMBERS				
LAP	LAP TIME	DIFF	MPH	TIME OF DAY
1 -	1:13.231	0.872	80.64	10:08:12.681
2 -	1:13.033	0.674	80.86	10:09:25.714
3 -	1:14.012	1.653	79.79	10:10:39.726
4 -	1:14.046	1.687	79.75	10:11:53.772
5 -	1:14.047	1.688	79.75	10:13:07.819
6 -	1:13.779	1.420	80.04	10:14:21.598
7 -	1:14.868	2.509	78.88	10:15:36.466
8 -	1:17.741	5.382	75.96	10:16:54.207
9 -	1:12.575 (2)	0.216	81.37	10:18:06.782
10 -	1:13.008 (3)	0.649	80.89	10:19:19.790
11 -	1:13.795	1.436	80.02	10:20:33.585
12 -	1:12.359 (1)		81.61	10:21:45.944

P6 88 Stuart SYMONDS				
LAP	LAP TIME	DIFF	MPH	TIME OF DAY
1 -	1:12.869	0.508	81.04	10:08:13.645
2 -	1:12.646	0.285	81.29	10:09:26.291
3 -	1:14.343	1.982	79.43	10:10:40.634
4 -	1:12.361 (1)		81.61	10:11:52.995
5 -	1:20.253	7.892	73.58	10:13:13.248
6 -	1:13.152	0.791	80.73	10:14:26.400
7 -	1:13.141	0.780	80.74	10:15:39.541
8 -	1:15.086	2.725	78.65	10:16:54.627
9 -	1:20.905	8.544	72.99	10:18:15.532
10 -	1:12.564 (3)	0.203	81.38	10:19:28.096
11 -	1:15.135	2.774	78.60	10:20:43.231
12 -	1:12.406 (2)	0.045	81.56	10:21:55.637

P7 107 Sam BAILEY				
LAP	LAP TIME	DIFF	MPH	TIME OF DAY
1 -	1:14.501	1.823	79.26	10:08:17.230
2 -	1:14.068	1.390	79.73	10:09:31.298
3 -	1:12.896 (2)	0.218	81.01	10:10:44.194
4 -	1:13.786	1.108	80.03	10:11:57.980
5 -	1:13.784	1.106	80.03	10:13:11.764
6 -	1:13.866	1.188	79.95	10:14:25.630
7 -	1:13.282	0.604	80.58	10:15:38.912
8 -	1:12.951 (3)	0.273	80.95	10:16:51.863
9 -	1:12.678 (1)		81.25	10:18:04.541
10 -	1:13.248	0.570	80.62	10:19:17.789
11 -	1:13.597	0.919	80.24	10:20:31.386
12 -	1:13.523	0.845	80.32	10:21:44.909

P8 83 Brian TROTT				
LAP	LAP TIME	DIFF	MPH	TIME OF DAY
1 -	1:13.117	0.417	80.77	10:08:12.911
2 -	1:12.882	0.182	81.03	10:09:25.793
3 -	1:13.218	0.518	80.65	10:10:39.011
4 -	1:13.272	0.572	80.59	10:11:52.283
5 -	1:16.372	3.672	77.32	10:13:08.655
6 -	1:12.800 (3)	0.100	81.12	10:14:21.455
7 -	1:14.228	1.528	79.56	10:15:35.683
8 -	1:14.501	1.801	79.26	10:16:50.184
9 -	1:19.500	6.800	74.28	10:18:09.684
10 -	1:12.716 (2)	0.016	81.21	10:19:22.400
11 -	1:12.700 (1)		81.23	10:20:35.100
12 -	1:16.866	4.166	76.83	10:21:51.966

Weather / Track : Cloudy / Dry

Silverstone National
Circuit Length = 1.6404 miles
Start: 10:06 Flag 10:21 End: 10:23

BRSCC Race Weekend - Silverstone National - 27th/28th May 2017

BRSCC Mazda MX5 Championship

QUALIFYING - RACES 2 & 3 - GROUP 2 - LAP ANALYSIS

DIFF = Difference To Personal Best Lap

P9 41 Kevin BRENT (M)				
LAP	LAP TIME	DIFF	MPH	TIME OF DAY
1 -	1:15.529	2.631	78.19	10:08:22.195
2 -	1:13.579	0.681	80.26	10:09:35.774
3 -	1:13.878	0.980	79.93	10:10:49.652
4 -	1:14.547	1.649	79.22	10:12:04.199
5 -	1:13.642	0.744	80.19	10:13:17.841
6 -	1:13.140	0.242	80.74	10:14:30.981
7 -	1:13.056 (3)	0.158	80.83	10:15:44.037
8 -	1:13.072	0.174	80.81	10:16:57.109
9 -	1:13.878	0.980	79.93	10:18:10.987
10 -	1:12.927 (2)	0.029	80.98	10:19:23.914
11 -	1:13.327	0.429	80.53	10:20:37.241
12 -	1:12.898 (1)		81.01	10:21:50.139

P10 69 Sam GENDY				
LAP	LAP TIME	DIFF	MPH	TIME OF DAY
1 -	1:14.916	1.732	78.83	10:08:19.390
2 -	1:15.159	1.975	78.57	10:09:34.549
3 -	1:14.441	1.257	79.33	10:10:48.990
4 -	1:14.453	1.269	79.32	10:12:03.443
5 -	1:14.243	1.059	79.54	10:13:17.686
6 -	1:14.044	0.860	79.75	10:14:31.730
7 -	1:13.184 (1)		80.69	10:15:44.914
8 -	1:13.404 (2)	0.220	80.45	10:16:58.318
9 -	1:14.184	1.000	79.60	10:18:12.502
10 -	1:13.642 (3)	0.458	80.19	10:19:26.144
11 -	1:14.560	1.376	79.20	10:20:40.704
12 -	1:14.205	1.021	79.58	10:21:54.909

P11 8 Michael FISK				
LAP	LAP TIME	DIFF	MPH	TIME OF DAY
1 -	1:13.461	0.211	80.39	10:08:12.128
2 -	1:14.555	1.305	79.21	10:09:26.683
3 -	1:13.294 (2)	0.044	80.57	10:10:39.977
4 -	1:13.939	0.689	79.87	10:11:53.916
5 -	1:13.645	0.395	80.19	10:13:07.561
6 -	1:14.944	1.694	78.80	10:14:22.505
7 -	1:13.373 (3)	0.123	80.48	10:15:35.878
8 -	1:14.919	1.669	78.82	10:16:50.797
9 -	1:13.694	0.444	80.13	10:18:04.491
10 -	1:14.006	0.756	79.79	10:19:18.497
11 -	1:13.402	0.152	80.45	10:20:31.899
12 -	1:13.250 (1)		80.62	10:21:45.149

P12 722 Alan HAWKINS (M)				
LAP	LAP TIME	DIFF	MPH	TIME OF DAY
1 -	2:09.879	56.596	45.47	10:09:31.140
2 -	1:13.851 (3)	0.568	79.96	10:10:44.991
3 -	1:13.497 (2)	0.214	80.35	10:11:58.488
4 -	1:13.283 (1)		80.58	10:13:11.771
5 -	1:15.584	2.301	78.13	10:14:27.355
6 -	1:15.045	1.762	78.69	10:15:42.400
7 -	1:14.253	0.970	79.53	10:16:56.653
8 -	1:15.016	1.733	78.72	10:18:11.669
9 -	1:14.350	1.067	79.43	10:19:26.019
10 -	1:14.941	1.658	78.80	10:20:40.960
11 -	1:14.473	1.190	79.29	10:21:55.433

DIFF = Difference To Personal Best Lap

P13 16 Matt PICKFORD (M)				
LAP	LAP TIME	DIFF	MPH	TIME OF DAY
1 -	1:15.513	2.063	78.20	10:08:19.059
2 -	1:30.710	17.260	65.10	10:09:49.769
3 -	1:14.280	0.830	79.50	10:11:04.049
4 -	1:14.114	0.664	79.68	10:12:18.163
5 -	1:13.450 (1)		80.40	10:13:31.613
6 -	1:14.117	0.667	79.68	10:14:45.730
7 -	1:14.114	0.664	79.68	10:15:59.844
8 -	1:14.263	0.813	79.52	10:17:14.107
9 -	1:13.833 (3)	0.383	79.98	10:18:27.940
10 -	1:13.811 (2)	0.361	80.01	10:19:41.751
11 -	1:14.438	0.988	79.33	10:20:56.189
12 -	1:14.602	1.152	79.16	10:22:10.791

P14 19 Oliver ROBINSON (M)				
LAP	LAP TIME	DIFF	MPH	TIME OF DAY
1 -	1:14.489	1.012	79.28	10:08:21.514
2 -	1:13.698	0.221	80.13	10:09:35.212
3 -	1:14.175	0.698	79.61	10:10:49.387
4 -	1:14.867	1.390	78.88	10:12:04.254
5 -	1:14.988	1.511	78.75	10:13:19.242
6 -	1:13.570 (3)	0.093	80.27	10:14:32.812
7 -	1:13.876	0.399	79.94	10:15:46.688
8 -	1:13.555 (2)	0.078	80.28	10:17:00.243
9 -	1:14.295	0.818	79.48	10:18:14.538
10 -	1:13.751	0.274	80.07	10:19:28.289
11 -	1:13.477 (1)		80.37	10:20:41.766
12 -	1:14.339	0.862	79.44	10:21:56.105

P15 60 Nick LE DOYEN (M)				
LAP	LAP TIME	DIFF	MPH	TIME OF DAY
1 -	1:16.239	2.630	77.46	10:08:38.274
2 -	1:15.211	1.602	78.52	10:09:53.485
3 -	1:13.937	0.328	79.87	10:11:07.422
4 -	1:13.929	0.320	79.88	10:12:21.351
5 -	1:14.228	0.619	79.56	10:13:35.579
6 -	1:13.612 (2)	0.003	80.22	10:14:49.191
7 -	1:13.609 (1)		80.23	10:16:02.800
8 -	1:14.042	0.433	79.76	10:17:16.842
9 -	1:13.828 (3)	0.219	79.99	10:18:30.670
10 -	1:14.202	0.593	79.58	10:19:44.872
11 -	1:14.129	0.520	79.66	10:20:59.001
12 -	1:14.046	0.437	79.75	10:22:13.047

P16 25 Ivan LEARY (M)				
LAP	LAP TIME	DIFF	MPH	TIME OF DAY
1 -	1:15.255	1.623	78.47	10:08:36.675
2 -	1:14.554	0.922	79.21	10:09:51.229
3 -	1:14.047	0.415	79.75	10:11:05.276
4 -	1:13.806 (2)	0.174	80.01	10:12:19.082
5 -	1:13.815 (3)	0.183	80.00	10:13:32.897
6 -	1:14.251	0.619	79.53	10:14:47.148
7 -	1:13.820	0.188	80.00	10:16:00.968
8 -	1:13.632 (1)		80.20	10:17:14.600
9 -	1:15.423	1.791	78.30	10:18:30.023
10 -	1:14.361	0.729	79.41	10:19:44.384
11 -	1:15.354	1.722	78.37	10:20:59.738
12 -	1:14.656	1.024	79.10	10:22:14.394

Weather / Track : Cloudy / Dry

Silverstone National
Circuit Length = 1.6404 miles
Start: 10:06 Flag 10:21 End: 10:23

BRSCC Race Weekend - Silverstone National - 27th/28th May 2017

BRSCC Mazda MX5 Championship

QUALIFYING - RACES 2 & 3 - GROUP 2 - LAP ANALYSIS

DIFF = Difference To Personal Best Lap

P17 175 Patrick LAY				
LAP	LAP TIME	DIFF	MPH	TIME OF DAY
1 -	1:15.684	2.035	78.03	10:08:26.845
2 -	1:15.296	1.647	78.43	10:09:42.141
3 -	1:14.631	0.982	79.13	10:10:56.772
4 -	1:14.144	0.495	79.65	10:12:10.916
5 -	1:13.930 (2)	0.281	79.88	10:13:24.846
6 -	1:13.649 (1)		80.18	10:14:38.495
7 -	1:16.913	3.264	76.78	10:15:55.408
8 -	1:14.112	0.463	79.68	10:17:09.520
9 -	1:14.329	0.680	79.45	10:18:23.849
10 -	1:15.366	1.717	78.35	10:19:39.215
11 -	1:13.939 (3)	0.290	79.87	10:20:53.154
12 -	1:14.300	0.651	79.48	10:22:07.454

P18 10 Teddy CLARK				
LAP	LAP TIME	DIFF	MPH	TIME OF DAY
1 -	1:18.170	4.460	75.54	10:08:29.076
2 -	1:16.334	2.624	77.36	10:09:45.410
3 -	1:15.952	2.242	77.75	10:11:01.362
4 -	1:14.958	1.248	78.78	10:12:16.320
5 -	1:16.832	3.122	76.86	10:13:33.152
6 -	1:14.474	0.764	79.29	10:14:47.626
7 -	1:13.743 (2)	0.033	80.08	10:16:01.369
8 -	1:13.885 (3)	0.175	79.93	10:17:15.254
9 -	1:14.497	0.787	79.27	10:18:29.751
10 -	1:15.879	2.169	77.83	10:19:45.630
11 -	1:13.710 (1)		80.12	10:20:59.340
12 -	1:13.981	0.271	79.82	10:22:13.321

P19 31 Bryn GRIFFITHS (M)				
LAP	LAP TIME	DIFF	MPH	TIME OF DAY
1 -	1:14.833	1.114	78.91	10:10:55.258
2 -	1:14.316 (2)	0.597	79.46	10:12:09.574
3 -	1:13.719 (1)		80.11	10:13:23.293
4 -	1:15.083	1.364	78.65	10:14:38.376
5 -	1:15.212	1.493	78.52	10:15:53.588
6 -	1:14.834	1.115	78.91	10:17:08.422
7 -	1:14.885	1.166	78.86	10:18:23.307
8 -	1:14.895	1.176	78.85	10:19:38.202
9 -	1:14.546 (3)	0.827	79.22	10:20:52.748
10 -	1:15.339	1.620	78.38	10:22:08.087

P20 17 Russ LINDSAY (M)				
LAP	LAP TIME	DIFF	MPH	TIME OF DAY
1 -	1:15.670	1.886	78.04	10:08:39.212
2 -	1:14.599	0.815	79.16	10:09:53.811
3 -	1:15.631	1.847	78.08	10:11:09.442
4 -	1:14.104	0.320	79.69	10:12:23.546
5 -	1:14.166	0.382	79.62	10:13:37.712
6 -	1:14.090 (3)	0.306	79.70	10:14:51.802
7 -	1:14.328	0.544	79.45	10:16:06.130
8 -	1:14.867	1.083	78.88	10:17:20.997
9 -	1:14.352	0.568	79.42	10:18:35.349
10 -	1:14.354	0.570	79.42	10:19:49.703
11 -	1:13.912 (2)	0.128	79.90	10:21:03.615
12 -	1:13.784 (1)		80.03	10:22:17.399

P21 77 Stephen FODEN				
LAP	LAP TIME	DIFF	MPH	TIME OF DAY
1 -	1:19.832	4.850	73.97	10:08:36.586
2 -	1:18.256	3.274	75.46	10:09:54.842

DIFF = Difference To Personal Best Lap

1 -	1:31.612	17.708	64.46	10:09:14.742
2 -	1:14.189	0.285	79.60	10:10:28.931
3 -	1:14.579	0.675	79.18	10:11:43.510
4 -	1:14.101	0.197	79.69	10:12:57.611
5 -	1:14.640	0.736	79.12	10:14:12.251
6 -	1:15.122	1.218	78.61	10:15:27.373
7 -	1:14.025 (3)	0.121	79.77	10:16:41.398
8 -	1:13.904 (1)		79.90	10:17:55.302
9 -	1:14.264	0.360	79.52	10:19:09.566
10 -	1:14.169	0.265	79.62	10:20:23.735
11 -	1:13.970 (2)	0.066	79.83	10:21:37.705

P22 56 Max NORFOLK				
LAP	LAP TIME	DIFF	MPH	TIME OF DAY
1 -	1:14.267	0.315	79.51	10:08:31.021
2 -	1:16.843	2.891	76.85	10:09:47.864
3 -	1:15.985	2.033	77.72	10:11:03.849
4 -	1:15.111	1.159	78.62	10:12:18.960
5 -	1:15.476	1.524	78.24	10:13:34.436
6 -	1:13.952 (1)		79.85	10:14:48.388
7 -	1:14.160 (2)	0.208	79.63	10:16:02.548
8 -	1:15.472	1.520	78.24	10:17:18.020
9 -	1:14.467	0.515	79.30	10:18:32.487
10 -	1:14.309	0.357	79.47	10:19:46.796
11 -	1:14.195 (3)	0.243	79.59	10:21:00.991
12 -	1:14.401	0.449	79.37	10:22:15.392

P23 26 Charlie RAWLES				
LAP	LAP TIME	DIFF	MPH	TIME OF DAY
1 -	1:24.060	9.677	70.25	10:08:47.918
2 -	1:17.397	3.014	76.30	10:10:05.315
3 -	1:16.766	2.383	76.93	10:11:22.081
4 -	1:15.699	1.316	78.01	10:12:37.780
5 -	1:16.031	1.648	77.67	10:13:53.811
6 -	1:15.146	0.763	78.58	10:15:08.957
7 -	1:14.383 (1)		79.39	10:16:23.340
8 -	1:15.298	0.915	78.43	10:17:38.638
9 -	1:14.462 (2)	0.079	79.31	10:18:53.100
10 -	1:14.760 (3)	0.377	78.99	10:20:07.860
11 -	1:14.867	0.484	78.88	10:21:22.727
12 -	1:15.138	0.755	78.59	10:22:37.865

P24 7 Adrian BURGE (M)				
LAP	LAP TIME	DIFF	MPH	TIME OF DAY
1 -	1:17.721	2.959	75.98	10:08:22.195
2 -	1:15.453	0.691	78.26	10:09:37.648
3 -	1:15.595	0.833	78.12	10:10:53.243
4 -	1:15.113	0.351	78.62	10:12:08.356
5 -	1:14.937	0.175	78.80	10:13:23.293
6 -	1:15.643	0.881	78.07	10:14:38.936
7 -	1:15.683	0.921	78.03	10:15:54.619
8 -	1:15.664	0.902	78.05	10:17:10.283
9 -	1:14.762 (1)		78.99	10:18:25.045
10 -	1:14.888 (3)	0.126	78.86	10:19:39.933
11 -	1:14.806 (2)	0.044	78.94	10:20:54.739
12 -	1:16.186	1.424	77.51	10:22:10.925

P25 34 Callum WARNER				
LAP	LAP TIME	DIFF	MPH	TIME OF DAY
1 -	1:19.832	4.850	73.97	10:08:36.586
2 -	1:18.256	3.274	75.46	10:09:54.842

Silverstone National
Circuit Length = 1.6404 miles
Start: 10:06 Flag 10:21 End: 10:23

Weather / Track : Cloudy / Dry

BRSCC Race Weekend - Silverstone National - 27th/28th May 2017

BRSCC Mazda MX5 Championship

QUALIFYING - RACES 2 & 3 - GROUP 2 - LAP ANALYSIS

DIFF = Difference To Personal Best Lap

3 -	1:16.074	1.092	77.63	10:11:10.916
4 -	1:15.651	0.669	78.06	10:12:26.567
5 -	1:15.178 (2)	0.196	78.55	10:13:41.745
6 -	1:16.484	1.502	77.21	10:14:58.229
7 -	1:15.846	0.864	77.86	10:16:14.075
8 -	1:15.783	0.801	77.92	10:17:29.858
9 -	1:16.775	1.793	76.92	10:18:46.633
10 -	1:16.199	1.217	77.50	10:20:02.832
11 -	1:15.298 (3)	0.316	78.43	10:21:18.130
12 -	1:14.982 (1)		78.76	10:22:33.112

P26 291 Luke SOUCH

LAP	LAP TIME	DIFF	MPH	TIME OF DAY
1 -	1:22.380	7.050	71.68	10:08:42.689
2 -	1:16.430	1.100	77.26	10:09:59.119
3 -	1:16.212	0.882	77.49	10:11:15.331
4 -	1:16.714	1.384	76.98	10:12:32.045
5 -	1:16.592	1.262	77.10	10:13:48.637
6 -	1:17.033	1.703	76.66	10:15:05.670
7 -	1:16.696	1.366	77.00	10:16:22.366
8 -	1:17.165	1.835	76.53	10:17:39.531
9 -	1:15.473 (3)	0.143	78.24	10:18:55.004
10 -	1:15.330 (1)		78.39	10:20:10.334
11 -	1:15.372 (2)	0.042	78.35	10:21:25.706
12 -	1:17.051	1.721	76.64	10:22:42.757

P27 90 Andrew BARRETT (M)

LAP	LAP TIME	DIFF	MPH	TIME OF DAY
1 -	1:20.418	5.012	73.43	10:08:31.020
2 -	1:16.833	1.427	76.86	10:09:47.853
3 -	1:17.726	2.320	75.98	10:11:05.579
4 -	1:15.406 (1)		78.31	10:12:20.985
5 -	1:19.432	4.026	74.34	10:13:40.417
6 -	1:19.640	4.234	74.15	10:15:00.057
7 -	1:17.415	2.009	76.28	10:16:17.472
8 -	1:17.111	1.705	76.58	10:17:34.583
9 -	1:16.600 (2)	1.194	77.09	10:18:51.183
10 -	1:17.379	1.973	76.32	10:20:08.562
11 -	1:16.791 (3)	1.385	76.90	10:21:25.353
12 -	1:17.787	2.381	75.92	10:22:43.140

P28 65 Joseph NEHORAI

LAP	LAP TIME	DIFF	MPH	TIME OF DAY
1 -	1:19.780	3.072	74.02	10:08:43.942
2 -	1:18.049	1.341	75.66	10:10:01.991
3 -	1:17.889	1.181	75.82	10:11:19.880
4 -	1:18.472	1.764	75.25	10:12:38.352
5 -	1:17.157 (3)	0.449	76.54	10:13:55.509
6 -	1:17.822	1.114	75.88	10:15:13.331
7 -	1:17.372	0.664	76.32	10:16:30.703
8 -	1:17.775	1.067	75.93	10:17:48.478
9 -	1:17.061 (2)	0.353	76.63	10:19:05.539
10 -	1:16.708 (1)		76.98	10:20:22.247
11 -	1:17.640	0.932	76.06	10:21:39.887

BRSCC Race Weekend - Silverstone National - 27th/28th May 2017



BRSCC Mazda MX5 Championship

RACE 2 - 1A - GRID (20 minutes) - AMENDED

ROW 14	28	101	Simon WOODS (M)	27	19	Oliver ROBINSON (M)
ROW 13	26	99	Patrick COLLINS (M)	25	16	Matt PICKFORD (M)
ROW 12	24	20	Paul MAGUIRE	23	722	Alan HAWKINS (M)
ROW 11	22	80	Anthony HUTCHINS (M)	21	8	Michael FISK
ROW 10	20	18	Clive POWLES (M)	19	69	Sam GENDY
ROW 9	18	5	Richard COLLINS (M)	17	41	Kevin BRENT (M)
ROW 8	16	6	Jack WARRY	15	83	Brian TROTT
ROW 7	14	15	John LANGRIDGE	13	107	Sam BAILEY
ROW 6	12	33	Jason GREATREX	11	88	Stuart SYMONDS
ROW 5	10	23	Martin TOLLEY (M)	9	43	Will BLACKWELL-CHAMBERS
ROW 4	8	94	Charlie BURGE	7	91	Jack SYCAMORE
ROW 3	6	36	Samuel SMITH	5	68	Paul TUCKER (M)
ROW 2	4	63	Oliver ALLWOOD	3	105	Roger CHESNEAU
ROW 1	2	72	Joshua JACKSON	1	37	James HARRIS
Pole						




Silverstone National
Circuit Length = 1.6404 miles

These results are provisional until the conclusion of any judicial and technical matters.

Clerk Of Course :	Timekeeper :
-------------------	--------------

BRSCC Mazda MX5 Championship

RACE 3 - 1B - GRID (20 minutes) - AMENDED

ROW 14	28	65 Joseph NEHORAI	27	39 Bruce ROBINSON
ROW 13	26	90 Andrew BARRETT (M)	25	9 James LOVE
ROW 12	24	291 Luke SOUCH	23	53 Jonathan FIELDSSEND (M)
ROW 11	22	34 Callum WARNER	21	52 Jon PETHICK
ROW 10	20	7 Adrian BURGE (M)	19	30 Paul AUSTIN (M)
ROW 9	18	26 Charlie RAWLES	17	66 Nick RILEY (M)
ROW 8	16	56 Max NORFOLK	15	40 Ben HANCY
ROW 7	14	77 Stephen FODEN	13	261 Jack RAWLES
ROW 6	12	17 Russ LINDSAY (M)	11	67 Simon ORANGE (M)
ROW 5	10	31 Bryn GRIFFITHS (M)	9	29 Adam CRAIG
ROW 4	8	10 Teddy CLARK	7	4 Adam REECE
ROW 3	6	175 Patrick LAY	5	74 Clive CHISNALL (M)
ROW 2	4	25 Ivan LEARY (M)	3	117 Michael CLOSE
ROW 1	2	60 Nick LE DOYEN (M)	1	777 Courtney MILNES
Pole				
				

Silverstone National
 Circuit Length = 1.6404 miles

These results are provisional until the conclusion of any judicial and technical matters.

Clerk Of Course :	Timekeeper :

BRSCC Race Weekend - Silverstone National - 27th/28th May 2017



BRSCC Mazda MX5 Championship

RACE 2 - 1A - CLASSIFICATION - AMENDED

POS	NO	NAME	ENTRY	LAPS	TIME	GAP	DIFF	MPH	BEST	ON
1	37	James HARRIS	Mazda MX-5	17	20:39.686			80.98	1:12.016	13
2	63	Oliver ALLWOOD	Mazda MX-5	17	20:39.780	0.094	0.094	80.97	1:11.918	12
3	72	Joshua JACKSON	Mazda MX-5	17	20:44.150	4.464	4.370	80.69	1:12.320	13
4	36	Samuel SMITH	Mazda MX-5	17	20:44.152	4.466	0.002	80.69	1:12.037	4
5	68	Paul TUCKER (M)	Mazda MX-5	17	20:44.361	4.675	0.209	80.68	1:12.200	2
6	91	Jack SYCAMORE	Mazda MX-5	17	20:45.221	5.535	0.860	80.62	1:12.195	4
7	43	Will BLACKWELL-CHAMBERS	Mazda MX-5	17	20:45.328	5.642	0.107	80.61	1:12.346	4
8	94	Charlie BURGE	Mazda MX-5	17	20:45.518	5.832	0.190	80.60	1:12.134	5
9	23	Martin TOLLEY (M)	Mazda MX-5	17	20:45.728	6.042	0.210	80.59	1:12.103	11
10	15	John LANGRIDGE	Mazda MX-5	17	20:45.889	6.203	0.161	80.58	1:12.099	13
11	83	Brian TROTT	Mazda MX-5	17	20:46.046	6.360	0.157	80.57	1:12.384	13
12	33	Jason GREATREX	Mazda MX-5	17	20:46.244	6.558	0.198	80.55	1:12.318	13
13	105	Roger CHESNEAU	Mazda MX-5	17	20:47.683	7.997	1.439	80.46	1:12.318	9
14	107	Sam BAILEY	Mazda MX-5	17	20:48.488	8.802	0.805	80.41	1:12.234	9
15	88	Stuart SYMONDS	Mazda MX-5	17	20:52.588	12.902	4.100	80.15	1:12.669	11
16	6	Jack WARRY	Mazda MX-5	17	21:01.019	21.333	8.431	79.61	1:13.191	9
17	99	Patrick COLLINS (M)	Mazda MX-5	17	21:08.052	28.366	7.033	79.17	1:13.135	14
18	41	Kevin BRENT (M)	Mazda MX-5	17	21:08.184	28.498	0.132	79.16	1:13.642	10
19	101	Simon WOODS (M)	Mazda MX-5	17	21:08.431	28.745	0.247	79.15	1:13.342	14
20	5	Richard COLLINS (M)	Mazda MX-5	17	21:08.928	29.242	0.497	79.11	1:13.247	14
21	8	Michael FISK	Mazda MX-5	17	21:09.202	29.516	0.274	79.10	1:13.399	15
22	69	Sam GENDY	Mazda MX-5	17	21:15.881	36.195	6.679	78.68	1:13.784	7
23	20*	Paul MAGUIRE	Mazda MX-5	17	21:16.594	36.908	0.713	78.64	1:13.256	15
24	16	Matt PICKFORD (M)	Mazda MX-5	17	21:18.110	38.424	1.516	78.55	1:13.458	4
25	80	Anthony HUTCHINS (M)	Mazda MX-5	17	21:18.743	39.057	0.633	78.51	1:13.475	17
26	722	Alan HAWKINS (M)	Mazda MX-5	17	21:20.532	40.846	1.789	78.40	1:13.848	4
27	19	Oliver ROBINSON (M)	Mazda MX-5	17	21:30.288	50.602	9.756	77.80	1:13.612	9

NOT CLASSIFIED

NC	18	Clive POWLES (M)	Mazda MX-5	7	21:17.081	10 Laps	10 Laps	32.37	1:14.495	3
----	----	------------------	------------	---	-----------	---------	---------	-------	----------	---

FASTEST LAP

	63	Oliver ALLWOOD	Mazda MX-5	12	1:11.918			82.11 mph	132.15 kph	
--	----	----------------	------------	----	----------	--	--	-----------	------------	--

* Car 20 - 8 Second penalty, C1.1.5.

Weather / Track : Cloudy / Dry

These results are provisional until the conclusion of any judicial and technical matters.

Silverstone National

Circuit Length = 1.6404 miles

Start: 12:45 Flag 13:05 End: 13:06

Clerk Of Course :

Timekeeper :

BRSCC Race Weekend - Silverstone National - 27th/28th May 2017

BRSCC Mazda MX5 Championship

RACE 2 - 1A - LAP CHART

LAP 1 @ 12:46:27.665			LAP 2 @ 12:47:40.148			LAP 3 @ 12:48:52.888			LAP 4 @ 12:50:05.318			LAP 5 @ 12:51:18.599		
NO	BEHIND	LAP TIME	NO	BEHIND	LAP TIME	NO	BEHIND	LAP TIME	NO	BEHIND	LAP TIME	NO	BEHIND	LAP TIME
63		1:15.886	63		1:12.483	63		1:12.740	63		1:12.430	72		1:12.886
37	0.081	1:15.967	37	0.136	1:12.538	37	0.129	1:12.733	72	0.395	1:12.393	37	0.152	1:12.895
72	0.605	1:16.491	72	0.528	1:12.406	72	0.432	1:12.644	37	0.538	1:12.839	63	0.165	1:13.446
36	1.003	1:16.889	68	0.730	1:12.200	68	0.709	1:12.719	68	0.883	1:12.604	68	0.885	1:13.283
68	1.013	1:16.899	36	1.403	1:12.883	36	1.429	1:12.766	36	1.036	1:12.037	91	0.902	1:12.727
91	1.463	1:17.349	91	1.639	1:12.659	91	1.691	1:12.792	91	1.456	1:12.195	36	1.292	1:13.537
94	1.588	1:17.474	94	2.328	1:13.223	94	2.429	1:12.841	94	2.620	1:12.621	94	1.473	1:12.134
105	1.902	1:17.788	105	2.833	1:13.414	43	2.871	1:12.771	43	2.787	1:12.346	43	2.261	1:12.755
43	2.018	1:17.904	43	2.840	1:13.305	105	3.521	1:13.428	88	4.025	1:12.775	83	4.321	1:13.105
88	3.243	1:19.129	88	3.573	1:12.813	88	3.680	1:12.847	105	4.280	1:13.189	33	4.723	1:13.164
33	3.507	1:19.393	33	3.910	1:12.886	33	3.966	1:12.796	83	4.497	1:12.820	105	4.814	1:13.815
83	3.598	1:19.484	83	3.987	1:12.872	83	4.107	1:12.860	33	4.840	1:13.304	23	4.822	1:13.000
15	3.647	1:19.533	15	4.263	1:13.099	15	4.564	1:13.041	15	5.033	1:12.899	15	4.941	1:13.189
107	4.022	1:19.908	107	4.349	1:12.810	107	5.130	1:13.521	23	5.103	1:12.137	107	5.217	1:13.075
6	4.278	1:20.164	23	4.739	1:12.621	23	5.396	1:13.397	107	5.423	1:12.723	88	5.700	1:14.956
5	4.288	1:20.174	6	5.482	1:13.687	6	6.436	1:13.694	6	7.854	1:13.848	6	8.550	1:13.977
23	4.601	1:20.487	5	6.730	1:14.925	5	8.762	1:14.772	20	10.774	1:14.250	20	11.941	1:14.448
18	4.917	1:20.803	20	6.937	1:14.050	41	8.940	1:14.075	5	11.347	1:15.015	5	12.710	1:14.644
20	5.370	1:21.256	41	7.605	1:14.535	20	8.954	1:14.757	41	11.588	1:15.078	41	12.945	1:14.638
41	5.553	1:21.439	99	8.247	1:14.925	99	9.900	1:14.393	99	11.724	1:14.254	69	13.452	1:13.952
69	5.701	1:21.587	69	8.266	1:15.048	69	9.981	1:14.455	8	11.895	1:13.954	99	13.575	1:15.132
99	5.805	1:21.691	8	8.530	1:14.579	8	10.371	1:14.581	69	12.781	1:15.230	8	13.844	1:15.230
8	6.434	1:22.320	19	9.991	1:15.683	19	11.121	1:13.870	19	12.941	1:14.250	19	14.061	1:14.401
19	6.791	1:22.677	101	10.189	1:15.676	16	12.372	1:14.586	16	13.400	1:13.458	101	14.488	1:13.712
80	6.834	1:22.720	80	10.325	1:15.974	101	12.653	1:15.204	101	14.057	1:13.834	722	15.706	1:14.218
101	6.996	1:22.882	722	10.338	1:15.639	722	13.351	1:15.753	722	14.769	1:13.848	80	16.162	1:14.277
722	7.182	1:23.068	16	10.526	1:15.593	80	13.762	1:16.177	80	15.166	1:13.834	16	16.236	1:16.117
16	7.416	1:23.302	18	13.835	1:21.401	18	15.590	1:14.495	18	1:13.280	2:10.120 P			

Weather / Track : Cloudy / Dry

Silverstone National
Circuit Length = 1.6404 miles
Start: 12:45 Flag 13:05 End: 13:06

BRSCC Race Weekend - Silverstone National - 27th/28th May 2017

BRSCC Mazda MX5 Championship

RACE 2 - 1A - LAP CHART

LAP 6 @ 12:52:31.656			LAP 7 @ 12:53:44.759			LAP 8 @ 12:54:57.795			LAP 9 @ 12:56:10.704			LAP 10 @ 12:57:22.762		
NO	BEHIND	LAP TIME	NO	BEHIND	LAP TIME	NO	BEHIND	LAP TIME	NO	BEHIND	LAP TIME	NO	BEHIND	LAP TIME
72		1:13.057	72		1:13.103	72		1:13.036	37		1:12.796	37		1:12.058
37	0.164	1:13.069	37	0.118	1:13.057	37	0.113	1:13.031	63	0.195	1:12.840	63	0.389	1:12.252
63	0.376	1:13.268	63	0.481	1:13.208	63	0.264	1:12.819	91	1.076	1:13.261	91	1.710	1:12.692
91	1.644	1:13.799	91	1.077	1:12.536	91	0.724	1:12.683	43	1.306	1:13.060	43	1.851	1:12.603
94	1.736	1:13.320	94	1.175	1:12.542	94	0.814	1:12.675	36	1.569	1:13.048	36	2.495	1:12.984
68	1.980	1:14.152	68	1.497	1:12.620	68	0.878	1:12.417	72	1.579	1:14.488	72	2.528	1:13.007
43	2.237	1:13.033	43	1.745	1:12.611	43	1.155	1:12.446	94	2.065	1:14.160	68	3.134	1:12.711
36	2.362	1:14.127	36	2.063	1:12.804	36	1.430	1:12.403	68	2.481	1:14.512	94	3.251	1:13.244
83	4.365	1:13.101	83	4.554	1:13.292	105	4.792	1:12.949	105	4.201	1:12.318	105	4.837	1:12.694
105	5.302	1:13.545	105	4.879	1:12.680	83	4.865	1:13.347	83	4.409	1:12.453	83	5.111	1:12.760
33	5.428	1:13.762	23	5.000	1:12.461	23	5.151	1:13.187	23	4.633	1:12.391	23	5.287	1:12.712
23	5.642	1:13.877	33	5.633	1:13.308	33	5.645	1:13.048	33	5.062	1:12.326	15	5.871	1:12.657
15	5.689	1:13.805	15	5.859	1:13.273	15	5.824	1:13.001	15	5.272	1:12.357	33	6.259	1:13.255
88	5.893	1:13.250	107	6.171	1:13.203	107	6.253	1:13.118	107	5.578	1:12.234	107	6.390	1:12.870
107	6.071	1:13.911	88	9.203	1:16.413	88	9.962	1:13.795	88	10.226	1:13.173	88	11.153	1:12.985
6	9.031	1:13.538	6	9.711	1:13.783	6	10.330	1:13.655	6	10.612	1:13.191	6	12.029	1:13.475
20	13.145	1:14.261	41	14.330	1:13.795	41	15.020	1:13.726	41	16.290	1:14.179	41	17.874	1:13.642
41	13.638	1:13.750	20	14.546	1:14.504	20	15.569	1:14.059	20	16.783	1:14.123	5	19.392	1:14.449
5	14.121	1:14.468	5	15.013	1:13.995	69	15.828	1:13.797	69	16.815	1:13.896	8	19.667	1:14.300
69	14.386	1:13.991	69	15.067	1:13.784	5	16.442	1:14.465	5	17.001	1:13.468	99	19.807	1:13.845
8	14.861	1:14.074	8	15.218	1:13.460	8	16.883	1:14.701	8	17.425	1:13.451	101	20.824	1:13.873
99	15.251	1:14.733	99	15.364	1:13.216	99	17.676	1:15.348	99	18.020	1:13.253	20	21.414	1:16.689
19	15.803	1:14.799	101	16.786	1:13.987	101	18.320	1:14.570	101	19.009	1:13.598	69	23.227	1:18.470
101	15.902	1:14.471	19	17.113	1:14.413	19	18.608	1:14.531	19	19.311	1:13.612	19	23.894	1:16.641
80	16.722	1:13.617	722	19.454	1:15.609	722	21.566	1:15.148	80	23.407	1:14.569	16	25.697	1:13.664
722	16.948	1:14.299	80	19.566	1:15.947	80	21.747	1:15.217	16	24.091	1:15.174	80	26.036	1:14.687
16	17.174	1:13.995	16	19.790	1:15.719	16	21.826	1:15.072	722	24.468	1:15.811	722	26.610	1:14.200

Weather / Track : Cloudy / Dry

BRSCC Race Weekend - Silverstone National - 27th/28th May 2017

BRSCC Mazda MX5 Championship

RACE 2 - 1A - LAP CHART

LAP 11 @ 12:58:35.095			LAP 12 @ 12:59:47.241			LAP 13 @ 13:00:59.257			LAP 14 @ 13:02:11.769			LAP 15 @ 13:03:24.467		
NO	BEHIND	LAP TIME	NO	BEHIND	LAP TIME	NO	BEHIND	LAP TIME	NO	BEHIND	LAP TIME	NO	BEHIND	LAP TIME
37		1:12.333	37		1:12.146	37		1:12.016	37		1:12.512	37		1:12.698
63	0.404	1:12.348	63	0.176	1:11.918	63	0.215	1:12.055	63	0.326	1:12.623	63	0.315	1:12.687
43	2.716	1:13.198	43	3.260	1:12.690	43	4.270	1:13.026	72	4.517	1:12.641	72	4.919	1:13.100
91	3.065	1:13.688	91	3.956	1:13.037	72	4.388	1:12.320	43	4.687	1:12.929	43	5.128	1:13.139
72	3.158	1:12.963	72	4.084	1:13.072	68	4.939	1:12.363	68	5.016	1:12.589	36	5.340	1:12.790
36	3.629	1:13.467	68	4.592	1:13.104	91	5.325	1:13.385	36	5.248	1:12.285	68	5.576	1:13.258
68	3.634	1:12.833	94	4.756	1:13.063	36	5.475	1:12.514	91	5.702	1:12.889	91	6.327	1:13.323
94	3.839	1:12.921	36	4.977	1:13.494	94	5.527	1:12.787	23	5.718	1:12.466	23	6.419	1:13.399
105	5.044	1:12.540	23	5.362	1:12.451	23	5.764	1:12.418	105	6.360	1:12.607	94	6.836	1:13.035
23	5.057	1:12.103	105	5.708	1:12.810	105	6.265	1:12.573	15	6.372	1:12.337	83	7.250	1:12.891
83	5.651	1:12.873	15	6.464	1:12.415	15	6.547	1:12.099	94	6.499	1:13.484	15	7.305	1:13.631
15	6.195	1:12.657	83	6.573	1:13.068	83	6.941	1:12.384	83	7.057	1:12.628	33	7.715	1:13.131
33	6.412	1:12.486	33	6.870	1:12.604	33	7.172	1:12.318	33	7.282	1:12.622	107	9.231	1:14.120
107	6.572	1:12.515	107	6.949	1:12.523	107	7.407	1:12.474	107	7.809	1:12.914	105	9.668	1:16.006
88	11.489	1:12.669	88	12.600	1:13.257	88	13.688	1:13.104	88	14.419	1:13.243	18	10 Laps	12:19.380
6	13.358	1:13.662	6	15.951	1:14.739	6	17.705	1:13.770	6	19.110	1:13.917	88	14.473	1:12.752
41	20.069	1:14.528	41	21.930	1:14.007	41	23.692	1:13.778	41	25.087	1:13.907	6	20.271	1:13.859
5	20.958	1:13.899	5	23.123	1:14.311	99	25.012	1:13.844	99	25.635	1:13.135	41	26.468	1:14.079
8	21.353	1:14.019	99	23.184	1:13.963	5	25.446	1:14.339	5	26.181	1:13.247	99	26.543	1:13.606
99	21.367	1:13.893	8	23.757	1:14.550	101	25.759	1:13.952	101	26.589	1:13.342	5	26.897	1:13.414
101	22.416	1:13.925	101	23.823	1:13.553	20	26.279	1:14.301	20	27.077	1:13.310	101	27.295	1:13.404
20	22.761	1:13.680	20	23.994	1:13.379	8	26.522	1:14.781	8	27.533	1:13.523	20	27.635	1:13.256
69	25.237	1:14.343	69	27.340	1:14.249	69	29.643	1:14.319	69	31.529	1:14.398	8	28.234	1:13.399
80	27.565	1:13.862	16	30.305	1:14.606	80	32.861	1:14.407	80	35.123	1:14.774	69	33.625	1:14.794
16	27.845	1:14.481	80	30.470	1:15.051	16	32.978	1:14.689	16	35.134	1:14.668	16	37.057	1:14.621
722	28.726	1:14.449	722	31.281	1:14.701	722	33.676	1:14.411	722	35.705	1:14.541	722	37.850	1:14.843
19	31.372	1:19.811	19	35.461	1:16.235	19	37.456	1:14.011	19	38.817	1:13.873	80	38.008	1:15.583
												19	39.969	1:13.850

Weather / Track : Cloudy / Dry

BRSCC Race Weekend - Silverstone National - 27th/28th May 2017

BRSCC Mazda MX5 Championship

RACE 2 - 1A - LAP CHART

LAP 16 @ 13:04:37.950			LAP 17 @ 13:05:51.465		
NO	BEHIND	LAP TIME	NO	BEHIND	LAP TIME
37		1:13.483	37		1:13.515
63	0.150	1:13.318	63	0.094	1:13.459
36	4.924	1:13.067	72	4.464	1:12.848
72	5.131	1:13.695	36	4.466	1:13.057
68	5.430	1:13.337	68	4.675	1:12.760
43	5.650	1:14.005	91	5.535	1:13.168
23	5.703	1:12.767	43	5.642	1:13.507
91	5.882	1:13.038	94	5.832	1:13.350
94	5.997	1:12.644	23	6.042	1:13.854
15	6.182	1:12.360	15	6.203	1:13.536
83	6.523	1:12.756	83	6.360	1:13.352
33	6.805	1:12.573	33	6.558	1:13.268
105	8.900	1:12.715	105	7.997	1:12.612
107	9.288	1:13.540	107	8.802	1:13.029
88	13.739	1:12.749	88	12.902	1:12.678
6	20.736	1:13.948	6	21.333	1:14.112
18	10 Laps	1:25.140	99	28.366	1:14.531
41	27.194	1:14.209	41	28.498	1:14.819
99	27.350	1:14.290	101	28.745	1:14.406
20	27.651	1:13.499	20	28.908	1:14.772
101	27.854	1:14.042	5	29.242	1:14.580
5	28.177	1:14.763	8	29.516	1:14.144
8	28.887	1:14.136	69	36.195	1:14.737
69	34.973	1:14.831	18	10 Laps	1:25.742
16	37.539	1:13.965	16	38.424	1:14.400
80	39.097	1:14.572	80	39.057	1:13.475
722	39.469	1:15.102	722	40.846	1:14.892
19	40.099	1:13.613	19	50.602	1:24.018

Weather / Track : Cloudy / Dry

Results can be found at www.tsl-timing.com

Page 4 of 4

Silverstone National
Circuit Length = 1.6404 miles
Start: 12:45 Flag 13:05 End: 13:06

Printed - 13:11 Saturday, 27 May 2017

BRSCC Race Weekend - Silverstone National - 27th/28th May 2017

BRSCC Mazda MX5 Championship

RACE 2 - 1A - LAP ANALYSIS

DIFF = Difference To Personal Best Lap

P1 37 James HARRIS				
LAP	LAP TIME	DIFF	MPH	TIME OF DAY
1 -	1:15.967	3.951	77.73	12:46:27.746
2 -	1:12.538	0.522	81.41	12:47:40.284
3 -	1:12.733	0.717	81.19	12:48:53.017
4 -	1:12.839	0.823	81.07	12:50:05.856
5 -	1:12.895	0.879	81.01	12:51:18.751
6 -	1:13.069	1.053	80.82	12:52:31.820
7 -	1:13.057	1.041	80.83	12:53:44.877
8 -	1:13.031	1.015	80.86	12:54:57.908
9 -	1:12.796	0.780	81.12	12:56:10.704
10 -	1:12.058 (2)	0.042	81.95	12:57:22.762
11 -	1:12.333	0.317	81.64	12:58:35.095
12 -	1:12.146 (3)	0.130	81.85	12:59:47.241
13 -	1:12.016 (1)		82.00	13:00:59.257
14 -	1:12.512	0.496	81.44	13:02:11.769
15 -	1:12.698	0.682	81.23	13:03:24.467
16 -	1:13.483	1.467	80.36	13:04:37.950
17 -	1:13.515	1.499	80.33	13:05:51.465

P2 63 Oliver ALLWOOD				
LAP	LAP TIME	DIFF	MPH	TIME OF DAY
1 -	1:15.886	3.968	77.82	12:46:27.665
2 -	1:12.483	0.565	81.47	12:47:40.148
3 -	1:12.740	0.822	81.18	12:48:52.888
4 -	1:12.430	0.512	81.53	12:50:05.318
5 -	1:13.446	1.528	80.40	12:51:18.764
6 -	1:13.268	1.350	80.60	12:52:32.032
7 -	1:13.208	1.290	80.66	12:53:45.240
8 -	1:12.819	0.901	81.10	12:54:58.059
9 -	1:12.840	0.922	81.07	12:56:10.899
10 -	1:12.252 (3)	0.334	81.73	12:57:23.151
11 -	1:12.348	0.430	81.62	12:58:35.499
12 -	1:11.918 (1)		82.11	12:59:47.417
13 -	1:12.055 (2)	0.137	81.96	13:00:59.472
14 -	1:12.623	0.705	81.31	13:02:12.095
15 -	1:12.687	0.769	81.24	13:03:24.782
16 -	1:13.318	1.400	80.54	13:04:38.100
17 -	1:13.459	1.541	80.39	13:05:51.559

P3 72 Joshua JACKSON				
LAP	LAP TIME	DIFF	MPH	TIME OF DAY
1 -	1:16.491	4.171	77.20	12:46:28.270
2 -	1:12.406 (3)	0.086	81.56	12:47:40.676
3 -	1:12.644	0.324	81.29	12:48:53.320
4 -	1:12.393 (2)	0.073	81.57	12:50:05.713
5 -	1:12.886	0.566	81.02	12:51:18.599
6 -	1:13.057	0.737	80.83	12:52:31.656
7 -	1:13.103	0.783	80.78	12:53:44.759
8 -	1:13.036	0.716	80.85	12:54:57.795
9 -	1:14.488	2.168	79.28	12:56:12.283
10 -	1:13.007	0.687	80.89	12:57:25.290
11 -	1:12.963	0.643	80.94	12:58:38.253
12 -	1:13.072	0.752	80.81	12:59:51.325
13 -	1:12.320 (1)		81.66	13:01:03.645
14 -	1:12.641	0.321	81.29	13:02:16.286
15 -	1:13.100	0.780	80.78	13:03:29.386
16 -	1:13.695	1.375	80.13	13:04:43.081
17 -	1:12.848	0.528	81.06	13:05:55.929

DIFF = Difference To Personal Best Lap

P4 36 Samuel SMITH				
LAP	LAP TIME	DIFF	MPH	TIME OF DAY
1 -	1:16.889	4.852	76.80	12:46:28.668
2 -	1:12.883	0.846	81.02	12:47:41.551
3 -	1:12.766	0.729	81.15	12:48:54.317
4 -	1:12.037 (1)		81.98	12:50:06.354
5 -	1:13.537	1.500	80.30	12:51:19.891
6 -	1:14.127	2.090	79.66	12:52:34.018
7 -	1:12.804	0.767	81.11	12:53:46.822
8 -	1:12.403 (3)	0.366	81.56	12:54:59.225
9 -	1:13.048	1.011	80.84	12:56:12.273
10 -	1:12.984	0.947	80.91	12:57:25.257
11 -	1:13.467	1.430	80.38	12:58:38.724
12 -	1:13.494	1.457	80.35	12:59:52.218
13 -	1:12.514	0.477	81.44	13:01:04.732
14 -	1:12.285 (2)	0.248	81.69	13:02:17.017
15 -	1:12.790	0.753	81.13	13:03:29.807
16 -	1:13.067	1.030	80.82	13:04:42.874
17 -	1:13.057	1.020	80.83	13:05:55.931

P5 68 Paul TUCKER (M)				
LAP	LAP TIME	DIFF	MPH	TIME OF DAY
1 -	1:16.899	4.699	76.79	12:46:28.678
2 -	1:12.200 (1)		81.79	12:47:40.878
3 -	1:12.719	0.519	81.21	12:48:53.597
4 -	1:12.604	0.404	81.34	12:50:06.201
5 -	1:13.283	1.083	80.58	12:51:19.484
6 -	1:14.152	1.952	79.64	12:52:33.636
7 -	1:12.620	0.420	81.32	12:53:46.256
8 -	1:12.417 (3)	0.217	81.55	12:54:58.673
9 -	1:14.512	2.312	79.25	12:56:13.185
10 -	1:12.711	0.511	81.22	12:57:25.896
11 -	1:12.833	0.633	81.08	12:58:38.729
12 -	1:13.104	0.904	80.78	12:59:51.833
13 -	1:12.363 (2)	0.163	81.61	13:01:04.196
14 -	1:12.589	0.389	81.35	13:02:16.785
15 -	1:13.258	1.058	80.61	13:03:30.043
16 -	1:13.337	1.137	80.52	13:04:43.380
17 -	1:12.760	0.560	81.16	13:05:56.140

P6 91 Jack SYCAMORE				
LAP	LAP TIME	DIFF	MPH	TIME OF DAY
1 -	1:17.349	5.154	76.35	12:46:29.128
2 -	1:12.659 (3)	0.464	81.27	12:47:41.787
3 -	1:12.792	0.597	81.13	12:48:54.579
4 -	1:12.195 (1)		81.80	12:50:06.774
5 -	1:12.727	0.532	81.20	12:51:19.501
6 -	1:13.799	1.604	80.02	12:52:33.300
7 -	1:12.536 (2)	0.341	81.41	12:53:45.836
8 -	1:12.683	0.488	81.25	12:54:58.519
9 -	1:13.261	1.066	80.61	12:56:11.780
10 -	1:12.692	0.497	81.24	12:57:24.472
11 -	1:13.688	1.493	80.14	12:58:38.160
12 -	1:13.037	0.842	80.85	12:59:51.197
13 -	1:13.385	1.190	80.47	13:01:04.582
14 -	1:12.889	0.694	81.02	13:02:17.471
15 -	1:13.323	1.128	80.54	13:03:30.794
16 -	1:13.038	0.843	80.85	13:04:43.832
17 -	1:13.168	0.973	80.71	13:05:57.000

Weather / Track : Cloudy / Dry

Silverstone National
Circuit Length = 1.6404 miles
Start: 12:45 Flag 13:05 End: 13:06

BRSCC Race Weekend - Silverstone National - 27th/28th May 2017

BRSCC Mazda MX5 Championship

RACE 2 - 1A - LAP ANALYSIS

DIFF = Difference To Personal Best Lap

P7 43 Will BLACKWELL-CHAMBERS				
LAP	LAP TIME	DIFF	MPH	TIME OF DAY
1 -	1:17.904	5.558	75.80	12:46:29.683
2 -	1:13.305	0.959	80.56	12:47:42.988
3 -	1:12.771	0.425	81.15	12:48:55.759
4 -	1:12.346 (1)		81.63	12:50:08.105
5 -	1:12.755	0.409	81.17	12:51:20.860
6 -	1:13.033	0.687	80.86	12:52:33.893
7 -	1:12.611	0.265	81.33	12:53:46.504
8 -	1:12.446 (2)	0.100	81.51	12:54:58.950
9 -	1:13.060	0.714	80.83	12:56:12.010
10 -	1:12.603 (3)	0.257	81.34	12:57:24.613
11 -	1:13.198	0.852	80.68	12:58:37.811
12 -	1:12.690	0.344	81.24	12:59:50.501
13 -	1:13.026	0.680	80.87	13:01:03.527
14 -	1:12.929	0.583	80.97	13:02:16.456
15 -	1:13.139	0.793	80.74	13:03:29.595
16 -	1:14.005	1.659	79.80	13:04:43.600
17 -	1:13.507	1.161	80.34	13:05:57.107

P8 94 Charlie BURGE				
LAP	LAP TIME	DIFF	MPH	TIME OF DAY
1 -	1:17.474	5.340	76.22	12:46:29.253
2 -	1:13.223	1.089	80.65	12:47:42.476
3 -	1:12.841	0.707	81.07	12:48:55.317
4 -	1:12.621 (3)	0.487	81.32	12:50:07.938
5 -	1:12.134 (1)		81.87	12:51:20.072
6 -	1:13.320	1.186	80.54	12:52:33.392
7 -	1:12.542 (2)	0.408	81.41	12:53:45.934
8 -	1:12.675	0.541	81.26	12:54:58.609
9 -	1:14.160	2.026	79.63	12:56:12.769
10 -	1:13.244	1.110	80.63	12:57:26.013
11 -	1:12.921	0.787	80.98	12:58:38.934
12 -	1:13.063	0.929	80.82	12:59:51.997
13 -	1:12.787	0.653	81.13	13:01:04.784
14 -	1:13.484	1.350	80.36	13:02:18.268
15 -	1:13.035	0.901	80.86	13:03:31.303
16 -	1:12.644	0.510	81.29	13:04:43.947
17 -	1:13.350	1.216	80.51	13:05:57.297

P9 23 Martin TOLLEY (M)				
LAP	LAP TIME	DIFF	MPH	TIME OF DAY
1 -	1:20.487	8.384	73.37	12:46:32.266
2 -	1:12.621	0.518	81.32	12:47:44.887
3 -	1:13.397	1.294	80.46	12:48:58.284
4 -	1:12.137 (2)	0.034	81.86	12:50:10.421
5 -	1:13.000	0.897	80.89	12:51:23.421
6 -	1:13.877	1.774	79.93	12:52:37.298
7 -	1:12.461	0.358	81.50	12:53:49.759
8 -	1:13.187	1.084	80.69	12:55:02.946
9 -	1:12.391 (3)	0.288	81.58	12:56:15.337
10 -	1:12.712	0.609	81.21	12:57:28.049
11 -	1:12.103 (1)		81.90	12:58:40.152
12 -	1:12.451	0.348	81.51	12:59:52.603
13 -	1:12.418	0.315	81.54	13:01:05.021
14 -	1:12.466	0.363	81.49	13:02:17.487
15 -	1:13.399	1.296	80.45	13:03:30.886
16 -	1:12.767	0.664	81.15	13:04:43.653
17 -	1:13.854	1.751	79.96	13:05:57.507

DIFF = Difference To Personal Best Lap

P10 15 John LANGRIDGE				
LAP	LAP TIME	DIFF	MPH	TIME OF DAY
1 -	1:19.533	7.434	74.25	12:46:31.312
2 -	1:13.099	1.000	80.79	12:47:44.411
3 -	1:13.041	0.942	80.85	12:48:57.452
4 -	1:12.899	0.800	81.01	12:50:10.351
5 -	1:13.189	1.090	80.69	12:51:23.540
6 -	1:13.805	1.706	80.01	12:52:37.345
7 -	1:13.273	1.174	80.59	12:53:50.618
8 -	1:13.001	0.902	80.89	12:55:03.619
9 -	1:12.357 (3)	0.258	81.61	12:56:15.976
10 -	1:12.657	0.558	81.28	12:57:28.633
11 -	1:12.657	0.558	81.28	12:58:41.290
12 -	1:12.415	0.316	81.55	12:59:53.705
13 -	1:12.099 (1)		81.91	13:01:05.804
14 -	1:12.337 (2)	0.238	81.64	13:02:18.141
15 -	1:13.631	1.532	80.20	13:03:31.772
16 -	1:12.360	0.261	81.61	13:04:44.132
17 -	1:13.536	1.437	80.30	13:05:57.668

P11 83 Brian TROTT				
LAP	LAP TIME	DIFF	MPH	TIME OF DAY
1 -	1:19.484	7.100	74.29	12:46:31.263
2 -	1:12.872	0.488	81.04	12:47:44.135
3 -	1:12.860	0.476	81.05	12:48:56.995
4 -	1:12.820	0.436	81.09	12:50:09.815
5 -	1:13.105	0.721	80.78	12:51:22.920
6 -	1:13.101	0.717	80.78	12:52:36.021
7 -	1:13.292	0.908	80.57	12:53:49.313
8 -	1:13.347	0.963	80.51	12:55:02.660
9 -	1:12.453 (2)	0.069	81.51	12:56:15.113
10 -	1:12.760	0.376	81.16	12:57:27.873
11 -	1:12.873	0.489	81.04	12:58:40.746
12 -	1:13.068	0.684	80.82	12:59:53.814
13 -	1:12.384 (1)		81.58	13:01:06.198
14 -	1:12.628 (3)	0.244	81.31	13:02:18.826
15 -	1:12.891	0.507	81.02	13:03:31.717
16 -	1:12.756	0.372	81.17	13:04:44.473
17 -	1:13.352	0.968	80.51	13:05:57.825

P12 33 Jason GREATREX				
LAP	LAP TIME	DIFF	MPH	TIME OF DAY
1 -	1:19.393	7.075	74.38	12:46:31.172
2 -	1:12.886	0.568	81.02	12:47:44.058
3 -	1:12.796	0.478	81.12	12:48:56.854
4 -	1:13.304	0.986	80.56	12:50:10.158
5 -	1:13.164	0.846	80.71	12:51:23.322
6 -	1:13.762	1.444	80.06	12:52:37.084
7 -	1:13.308	0.990	80.55	12:53:50.392
8 -	1:13.048	0.730	80.84	12:55:03.440
9 -	1:12.326 (2)	0.008	81.65	12:56:15.766
10 -	1:13.255	0.937	80.61	12:57:29.021
11 -	1:12.486 (3)	0.168	81.47	12:58:41.507
12 -	1:12.604	0.286	81.34	12:59:54.111
13 -	1:12.318 (1)		81.66	13:01:06.429
14 -	1:12.622	0.304	81.32	13:02:19.051
15 -	1:13.131	0.813	80.75	13:03:32.182
16 -	1:12.573	0.255	81.37	13:04:44.755
17 -	1:13.268	0.950	80.60	13:05:58.023

Weather / Track : Cloudy / Dry

Silverstone National
Circuit Length = 1.6404 miles
Start: 12:45 Flag 13:05 End: 13:06

BRSCC Race Weekend - Silverstone National - 27th/28th May 2017

BRSCC Mazda MX5 Championship

RACE 2 - 1A - LAP ANALYSIS

DIFF = Difference To Personal Best Lap

P13 105 Roger CHESNEAU				
LAP	LAP TIME	DIFF	MPH	TIME OF DAY
1 -	1:17.788	5.470	75.91	12:46:29.567
2 -	1:13.414	1.096	80.44	12:47:42.981
3 -	1:13.428	1.110	80.42	12:48:56.409
4 -	1:13.189	0.871	80.69	12:50:09.598
5 -	1:13.815	1.497	80.00	12:51:23.413
6 -	1:13.545	1.227	80.30	12:52:36.958
7 -	1:12.680	0.362	81.25	12:53:49.638
8 -	1:12.949	0.631	80.95	12:55:02.587
9 -	1:12.318 (1)		81.66	12:56:14.905
10 -	1:12.694	0.376	81.24	12:57:27.599
11 -	1:12.540 (2)	0.222	81.41	12:58:40.139
12 -	1:12.810	0.492	81.11	12:59:52.949
13 -	1:12.573 (3)	0.255	81.37	13:01:05.522
14 -	1:12.607	0.289	81.33	13:02:18.129
15 -	1:16.006	3.688	77.70	13:03:34.135
16 -	1:12.715	0.397	81.21	13:04:46.850
17 -	1:12.612	0.294	81.33	13:05:59.462

P14 107 Sam BAILEY				
LAP	LAP TIME	DIFF	MPH	TIME OF DAY
1 -	1:19.908	7.674	73.90	12:46:31.687
2 -	1:12.810	0.576	81.11	12:47:44.497
3 -	1:13.521	1.287	80.32	12:48:58.018
4 -	1:12.723	0.489	81.20	12:50:10.741
5 -	1:13.075	0.841	80.81	12:51:23.816
6 -	1:13.911	1.677	79.90	12:52:37.727
7 -	1:13.203	0.969	80.67	12:53:50.930
8 -	1:13.118	0.884	80.76	12:55:04.048
9 -	1:12.234 (1)		81.75	12:56:16.282
10 -	1:12.870	0.636	81.04	12:57:29.152
11 -	1:12.515 (3)	0.281	81.44	12:58:41.667
12 -	1:12.523	0.289	81.43	12:59:54.190
13 -	1:12.474 (2)	0.240	81.48	13:01:06.664
14 -	1:12.914	0.680	80.99	13:02:19.578
15 -	1:14.120	1.886	79.67	13:03:33.698
16 -	1:13.540	1.306	80.30	13:04:47.238
17 -	1:13.029	0.795	80.86	13:06:00.267

P15 88 Stuart SYMONDS				
LAP	LAP TIME	DIFF	MPH	TIME OF DAY
1 -	1:19.129	6.460	74.63	12:46:30.908
2 -	1:12.813	0.144	81.10	12:47:43.721
3 -	1:12.847	0.178	81.06	12:48:56.568
4 -	1:12.775	0.106	81.14	12:50:09.343
5 -	1:14.956	2.287	78.78	12:51:24.299
6 -	1:13.250	0.581	80.62	12:52:37.549
7 -	1:16.413	3.744	77.28	12:53:53.962
8 -	1:13.795	1.126	80.02	12:55:07.757
9 -	1:13.173	0.504	80.70	12:56:20.930
10 -	1:12.985	0.316	80.91	12:57:33.915
11 -	1:12.669 (1)		81.26	12:58:46.584
12 -	1:13.257	0.588	80.61	12:59:59.841
13 -	1:13.104	0.435	80.78	13:01:12.945
14 -	1:13.243	0.574	80.63	13:02:26.188
15 -	1:12.752	0.083	81.17	13:03:38.940
16 -	1:12.749 (3)	0.080	81.17	13:04:51.689
17 -	1:12.678 (2)	0.009	81.25	13:06:04.367

DIFF = Difference To Personal Best Lap

P16 6 Jack WARRY				
LAP	LAP TIME	DIFF	MPH	TIME OF DAY
1 -	1:20.164	6.973	73.66	12:46:31.943
2 -	1:13.687	0.496	80.14	12:47:45.630
3 -	1:13.694	0.503	80.13	12:48:59.324
4 -	1:13.848	0.657	79.97	12:50:13.172
5 -	1:13.977	0.786	79.83	12:51:27.149
6 -	1:13.538 (3)	0.347	80.30	12:52:40.687
7 -	1:13.783	0.592	80.04	12:53:54.470
8 -	1:13.655	0.464	80.18	12:55:08.125
9 -	1:13.191 (1)		80.68	12:56:21.316
10 -	1:13.475 (2)	0.284	80.37	12:57:34.791
11 -	1:13.662	0.471	80.17	12:58:48.453
12 -	1:14.739	1.548	79.01	13:00:03.192
13 -	1:13.770	0.579	80.05	13:01:16.962
14 -	1:13.917	0.726	79.89	13:02:30.879
15 -	1:13.859	0.668	79.95	13:03:44.738
16 -	1:13.948	0.757	79.86	13:04:58.686
17 -	1:14.112	0.921	79.68	13:06:12.798

P17 99 Patrick COLLINS (M)				
LAP	LAP TIME	DIFF	MPH	TIME OF DAY
1 -	1:21.691	8.556	72.29	12:46:33.470
2 -	1:14.925	1.790	78.82	12:47:48.395
3 -	1:14.393	1.258	79.38	12:49:02.788
4 -	1:14.254	1.119	79.53	12:50:17.042
5 -	1:15.132	1.997	78.60	12:51:32.174
6 -	1:14.733	1.598	79.02	12:52:46.907
7 -	1:13.216 (2)	0.081	80.66	12:54:00.123
8 -	1:15.348	2.213	78.37	12:55:15.471
9 -	1:13.253 (3)	0.118	80.62	12:56:28.724
10 -	1:13.845	0.710	79.97	12:57:42.569
11 -	1:13.893	0.758	79.92	12:58:56.462
12 -	1:13.963	0.828	79.84	13:00:10.425
13 -	1:13.844	0.709	79.97	13:01:24.269
14 -	1:13.135 (1)		80.75	13:02:37.404
15 -	1:13.606	0.471	80.23	13:03:51.010
16 -	1:14.290	1.155	79.49	13:05:05.300
17 -	1:14.531	1.396	79.23	13:06:19.831

P18 41 Kevin BRENT (M)				
LAP	LAP TIME	DIFF	MPH	TIME OF DAY
1 -	1:21.439	7.797	72.51	12:46:33.218
2 -	1:14.535	0.893	79.23	12:47:47.753
3 -	1:14.075	0.433	79.72	12:49:01.828
4 -	1:15.078	1.436	78.66	12:50:16.906
5 -	1:14.638	0.996	79.12	12:51:31.544
6 -	1:13.750 (3)	0.108	80.07	12:52:45.294
7 -	1:13.795	0.153	80.02	12:53:59.089
8 -	1:13.726 (2)	0.084	80.10	12:55:12.815
9 -	1:14.179	0.537	79.61	12:56:26.994
10 -	1:13.642 (1)		80.19	12:57:40.636
11 -	1:14.528	0.886	79.24	12:58:55.164
12 -	1:14.007	0.365	79.79	13:00:09.171
13 -	1:13.778	0.136	80.04	13:01:22.949
14 -	1:13.907	0.265	79.90	13:02:36.856
15 -	1:14.079	0.437	79.72	13:03:50.935
16 -	1:14.209	0.567	79.58	13:05:05.144
17 -	1:14.819	1.177	78.93	13:06:19.963

Weather / Track : Cloudy / Dry

Silverstone National
Circuit Length = 1.6404 miles
Start: 12:45 Flag 13:05 End: 13:06

BRSCC Race Weekend - Silverstone National - 27th/28th May 2017

BRSCC Mazda MX5 Championship

RACE 2 - 1A - LAP ANALYSIS

DIFF = Difference To Personal Best Lap

P19 101 Simon WOODS (M)				
LAP	LAP TIME	DIFF	MPH	TIME OF DAY
1 -	1:22.882	9.540	71.25	12:46:34.661
2 -	1:15.676	2.334	78.03	12:47:50.337
3 -	1:15.204	1.862	78.52	12:49:05.541
4 -	1:13.834	0.492	79.98	12:50:19.375
5 -	1:13.712	0.370	80.11	12:51:33.087
6 -	1:14.471	1.129	79.30	12:52:47.558
7 -	1:13.987	0.645	79.82	12:54:01.545
8 -	1:14.570	1.228	79.19	12:55:16.115
9 -	1:13.598	0.256	80.24	12:56:29.713
10 -	1:13.873	0.531	79.94	12:57:43.586
11 -	1:13.925	0.583	79.88	12:58:57.511
12 -	1:13.553 (3)	0.211	80.29	13:00:11.064
13 -	1:13.952	0.610	79.85	13:01:25.016
14 -	1:13.342 (1)		80.52	13:02:38.358
15 -	1:13.404 (2)	0.062	80.45	13:03:51.762
16 -	1:14.042	0.700	79.76	13:05:05.804
17 -	1:14.406	1.064	79.37	13:06:20.210

P20 20 Paul MAGUIRE				
LAP	LAP TIME	DIFF	MPH	TIME OF DAY
1 -	1:21.256	8.000	72.67	12:46:33.035
2 -	1:14.050	0.794	79.75	12:47:47.085
3 -	1:14.757	1.501	78.99	12:49:01.842
4 -	1:14.250	0.994	79.53	12:50:16.092
5 -	1:14.448	1.192	79.32	12:51:30.540
6 -	1:14.261	1.005	79.52	12:52:44.801
7 -	1:14.504	1.248	79.26	12:53:59.305
8 -	1:14.059	0.803	79.74	12:55:13.364
9 -	1:14.123	0.867	79.67	12:56:27.487
10 -	1:16.689	3.433	77.00	12:57:44.176
11 -	1:13.680	0.424	80.15	12:58:57.856
12 -	1:13.379 (3)	0.123	80.48	13:00:11.235
13 -	1:14.301	1.045	79.48	13:01:25.536
14 -	1:13.310 (2)	0.054	80.55	13:02:38.846
15 -	1:13.256 (1)		80.61	13:03:52.102
16 -	1:13.499	0.243	80.35	13:05:05.601
17 -	1:14.772	1.516	78.98	13:06:20.373

P21 5 Richard COLLINS (M)				
LAP	LAP TIME	DIFF	MPH	TIME OF DAY
1 -	1:20.174	6.927	73.66	12:46:31.953
2 -	1:14.925	1.678	78.82	12:47:46.878
3 -	1:14.772	1.525	78.98	12:49:01.650
4 -	1:15.015	1.768	78.72	12:50:16.665
5 -	1:14.644	1.397	79.11	12:51:31.309
6 -	1:14.468	1.221	79.30	12:52:45.777
7 -	1:13.995	0.748	79.81	12:53:59.772
8 -	1:14.465	1.218	79.30	12:55:14.237
9 -	1:13.468 (3)	0.221	80.38	12:56:27.705
10 -	1:14.449	1.202	79.32	12:57:42.154
11 -	1:13.899	0.652	79.91	12:58:56.053
12 -	1:14.311	1.064	79.47	13:00:10.364
13 -	1:14.339	1.092	79.44	13:01:24.703
14 -	1:13.247 (1)		80.62	13:02:37.950
15 -	1:13.414 (2)	0.167	80.44	13:03:51.364
16 -	1:14.763	1.516	78.99	13:05:06.127
17 -	1:14.580	1.333	79.18	13:06:20.707

DIFF = Difference To Personal Best Lap

P22 8 Michael FISK				
LAP	LAP TIME	DIFF	MPH	TIME OF DAY
1 -	1:22.320	8.921	71.74	12:46:34.099
2 -	1:14.579	1.180	79.18	12:47:48.678
3 -	1:14.581	1.182	79.18	12:49:03.259
4 -	1:13.954	0.555	79.85	12:50:17.213
5 -	1:15.230	1.831	78.50	12:51:32.443
6 -	1:14.074	0.675	79.72	12:52:46.517
7 -	1:13.460 (3)	0.061	80.39	12:53:59.977
8 -	1:14.701	1.302	79.05	12:55:14.678
9 -	1:13.451 (2)	0.052	80.40	12:56:28.129
10 -	1:14.300	0.901	79.48	12:57:42.429
11 -	1:14.019	0.620	79.78	12:58:56.448
12 -	1:14.550	1.151	79.21	13:00:10.998
13 -	1:14.781	1.382	78.97	13:01:25.779
14 -	1:13.523	0.124	80.32	13:02:39.302
15 -	1:13.399 (1)		80.45	13:03:52.701
16 -	1:14.136	0.737	79.65	13:05:06.837
17 -	1:14.144	0.745	79.65	13:06:20.981

P23 69 Sam GENDY				
LAP	LAP TIME	DIFF	MPH	TIME OF DAY
1 -	1:21.587	7.803	72.38	12:46:33.366
2 -	1:15.048	1.264	78.69	12:47:48.414
3 -	1:14.455	0.671	79.31	12:49:02.869
4 -	1:15.230	1.446	78.50	12:50:18.099
5 -	1:13.952	0.168	79.85	12:51:32.051
6 -	1:13.991	0.207	79.81	12:52:46.042
7 -	1:13.784 (1)		80.03	12:53:59.826
8 -	1:13.797 (2)	0.013	80.02	12:55:13.623
9 -	1:13.896 (3)	0.112	79.91	12:56:27.519
10 -	1:18.470	4.686	75.26	12:57:45.989
11 -	1:14.343	0.559	79.43	12:59:00.332
12 -	1:14.249	0.465	79.53	13:00:14.581
13 -	1:14.319	0.535	79.46	13:01:28.900
14 -	1:14.398	0.614	79.37	13:02:43.298
15 -	1:14.794	1.010	78.95	13:03:58.092
16 -	1:14.831	1.047	78.92	13:05:12.923
17 -	1:14.737	0.953	79.01	13:06:27.660

P24 16 Matt PICKFORD (M)				
LAP	LAP TIME	DIFF	MPH	TIME OF DAY
1 -	1:23.302	9.844	70.89	12:46:35.081
2 -	1:15.593	2.135	78.12	12:47:50.674
3 -	1:14.586	1.128	79.17	12:49:05.260
4 -	1:13.458 (1)		80.39	12:50:18.718
5 -	1:16.117	2.659	77.58	12:51:34.835
6 -	1:13.995	0.537	79.81	12:52:48.830
7 -	1:15.719	2.261	77.99	12:54:04.549
8 -	1:15.072	1.614	78.66	12:55:19.621
9 -	1:15.174	1.716	78.55	12:56:34.795
10 -	1:13.664 (2)	0.206	80.17	12:57:48.459
11 -	1:14.481	1.023	79.29	12:59:02.940
12 -	1:14.606	1.148	79.15	13:00:17.546
13 -	1:14.689	1.231	79.07	13:01:32.235
14 -	1:14.668	1.210	79.09	13:02:46.903
15 -	1:14.621	1.163	79.14	13:04:01.524
16 -	1:13.965 (3)	0.507	79.84	13:05:15.489
17 -	1:14.400	0.942	79.37	13:06:29.889

Weather / Track : Cloudy / Dry

Silverstone National
Circuit Length = 1.6404 miles
Start: 12:45 Flag 13:05 End: 13:06

BRSCC Race Weekend - Silverstone National - 27th/28th May 2017

BRSCC Mazda MX5 Championship

RACE 2 - 1A - LAP ANALYSIS

DIFF = Difference To Personal Best Lap

P25 80 Anthony HUTCHINS (M)				
LAP	LAP TIME	DIFF	MPH	TIME OF DAY
1 -	1:22.720	9.245	71.39	12:46:34.499
2 -	1:15.974	2.499	77.73	12:47:50.473
3 -	1:16.177	2.702	77.52	12:49:06.650
4 -	1:13.834 (3)	0.359	79.98	12:50:20.484
5 -	1:14.277	0.802	79.50	12:51:34.761
6 -	1:13.617 (2)	0.142	80.22	12:52:48.378
7 -	1:15.947	2.472	77.76	12:54:04.325
8 -	1:15.217	1.742	78.51	12:55:19.542
9 -	1:14.569	1.094	79.19	12:56:34.111
10 -	1:14.687	1.212	79.07	12:57:48.798
11 -	1:13.862	0.387	79.95	12:59:02.660
12 -	1:15.051	1.576	78.68	13:00:17.711
13 -	1:14.407	0.932	79.36	13:01:32.118
14 -	1:14.774	1.299	78.98	13:02:46.892
15 -	1:15.583	2.108	78.13	13:04:02.475
16 -	1:14.572	1.097	79.19	13:05:17.047
17 -	1:13.475 (1)		80.37	13:06:30.522

DIFF = Difference To Personal Best Lap

P28 18 Clive POWLES (M)				
LAP	LAP TIME	DIFF	MPH	TIME OF DAY
1 -	1:20.803 (2)	6.308	73.08	12:46:32.582
2 -	1:21.401 (3)	6.906	72.55	12:47:53.983
3 -	1:14.495 (1)		79.27	12:49:08.478
4 -	2:10.120 P	55.625	45.38	12:51:18.598
5 -	12:19.380	11:04.885	7.98	13:03:37.978
6 -	1:25.140	10.645	69.36	13:05:03.118
7 -	1:25.742	11.247	68.87	13:06:28.860

P26 722 Alan HAWKINS (M)				
LAP	LAP TIME	DIFF	MPH	TIME OF DAY
1 -	1:23.068	9.220	71.09	12:46:34.847
2 -	1:15.639	1.791	78.07	12:47:50.486
3 -	1:15.753	1.905	77.95	12:49:06.239
4 -	1:13.848 (1)		79.97	12:50:20.087
5 -	1:14.218 (3)	0.370	79.57	12:51:34.305
6 -	1:14.299	0.451	79.48	12:52:48.604
7 -	1:15.609	1.761	78.10	12:54:04.213
8 -	1:15.148	1.300	78.58	12:55:19.361
9 -	1:15.811	1.963	77.89	12:56:35.172
10 -	1:14.200 (2)	0.352	79.59	12:57:49.372
11 -	1:14.449	0.601	79.32	12:59:03.821
12 -	1:14.701	0.853	79.05	13:00:18.522
13 -	1:14.411	0.563	79.36	13:01:32.933
14 -	1:14.541	0.693	79.22	13:02:47.474
15 -	1:14.843	0.995	78.90	13:04:02.317
16 -	1:15.102	1.254	78.63	13:05:17.419
17 -	1:14.892	1.044	78.85	13:06:32.311

P27 19 Oliver ROBINSON (M)				
LAP	LAP TIME	DIFF	MPH	TIME OF DAY
1 -	1:22.677	9.065	71.43	12:46:34.456
2 -	1:15.683	2.071	78.03	12:47:50.139
3 -	1:13.870	0.258	79.94	12:49:04.009
4 -	1:14.250	0.638	79.53	12:50:18.259
5 -	1:14.401	0.789	79.37	12:51:32.660
6 -	1:14.799	1.187	78.95	12:52:47.459
7 -	1:14.413	0.801	79.36	12:54:01.872
8 -	1:14.531	0.919	79.23	12:55:16.403
9 -	1:13.612 (1)		80.22	12:56:30.015
10 -	1:16.641	3.029	77.05	12:57:46.656
11 -	1:19.811	6.199	73.99	12:59:06.467
12 -	1:16.235	2.623	77.46	13:00:22.702
13 -	1:14.011	0.399	79.79	13:01:36.713
14 -	1:13.873	0.261	79.94	13:02:50.586
15 -	1:13.850 (3)	0.238	79.96	13:04:04.436
16 -	1:13.613 (2)	0.001	80.22	13:05:18.049
17 -	1:24.018	10.406	70.29	13:06:42.067

Weather / Track : Cloudy / Dry

Silverstone National
Circuit Length = 1.6404 miles
Start: 12:45 Flag 13:05 End: 13:06

BRSCC Race Weekend - Silverstone National - 27th/28th May 2017



BRSCC Mazda MX5 Championship

RACE 3 - 1B - CLASSIFICATION

POS	NO	NAME	ENTRY	LAPS	TIME	GAP	DIFF	MPH	BEST	ON
1	175	Patrick LAY	Mazda MX-5	17	20:54.437			80.03	1:13.007	16
2	25	Ivan LEARY (M)	Mazda MX-5	17	21:00.348	5.911	5.911	79.65	1:13.543	8
3	117	Michael CLOSE	Mazda MX-5	17	21:00.539	6.102	0.191	79.64	1:13.388	7
4	60	Nick LE DOYEN (M)	Mazda MX-5	17	21:01.096	6.659	0.557	79.61	1:13.118	17
5	29	Adam CRAIG	Mazda MX-5	17	21:01.918	7.481	0.822	79.55	1:13.277	10
6	777	Courtney MILNES	Mazda MX-5	17	21:08.482	14.045	6.564	79.14	1:13.767	11
7	31	Bryn GRIFFITHS (M)	Mazda MX-5	17	21:09.880	15.443	1.398	79.05	1:13.722	11
8	40	Ben HANCY	Mazda MX-5	17	21:10.270	15.833	0.390	79.03	1:13.651	7
9	77	Stephen FODEN	Mazda MX-5	17	21:12.303	17.866	2.033	78.90	1:13.162	12
10	74	Clive CHISNALL (M)	Mazda MX-5	17	21:12.748	18.311	0.445	78.88	1:13.669	11
11	56*	Max NORFOLK	Mazda MX-5	17	21:18.590	24.153	5.842	78.52	1:14.080	12
12	26	Charlie RAWLES	Mazda MX-5	17	21:26.154	31.717	7.564	78.05	1:14.488	4
13	4	Adam REECE	Mazda MX-5	17	21:26.424	31.987	0.270	78.04	1:13.523	12
14	67	Simon ORANGE (M)	Mazda MX-5	17	21:26.595	32.158	0.171	78.03	1:13.871	9
15	30	Paul AUSTIN (M)	Mazda MX-5	17	21:27.294	32.857	0.699	77.99	1:14.482	3
16	7	Adrian BURGE (M)	Mazda MX-5	17	21:27.955	33.518	0.661	77.95	1:14.162	16
17	52	Jon PETHICK	Mazda MX-5	17	21:30.537	36.100	2.582	77.79	1:14.822	5
18	66	Nick RILEY (M)	Mazda MX-5	17	21:37.684	43.247	7.147	77.36	1:15.087	12
19	90	Andrew BARRETT (M)	Mazda MX-5	17	21:42.187	47.750	4.503	77.09	1:14.967	17
20	34	Callum WARNER	Mazda MX-5	17	21:42.347	47.910	0.160	77.08	1:14.305	17
21	17	Russ LINDSAY (M)	Mazda MX-5	17	21:57.004	1:02.567	14.657	76.23	1:13.526	11
22	53	Jonathan FIELDSEND (M)	Mazda MX-5	17	21:59.181	1:04.744	2.177	76.10	1:15.635	15
23	65	Joseph NEHORAI	Mazda MX-5	17	22:02.564	1:08.127	3.383	75.91	1:16.033	13
24	39	Bruce ROBINSON	Mazda MX-5	16	21:04.020	1 Lap	1 Lap	74.75	1:17.479	14
25	9	James LOVE	Mazda MX-5	16	21:06.082	1 Lap	2.062	74.63	1:16.996	12

NOT CLASSIFIED

DNF	291	Luke SOUCH	Mazda MX-5	8	10:14.844	9 Laps	8 Laps	76.84	1:15.028	8
DNF	261	Jack RAWLES	Mazda MX-5	6	8:04.121	11 Laps	2 Laps	73.19	1:14.037	3
DNF	10	Teddy CLARK	Mazda MX-5	4	5:10.136	13 Laps	2 Laps	76.16	1:15.056	4

FASTEST LAP

175	Patrick LAY	Mazda MX-5	16	1:13.007	80.89 mph	130.18 kph
-----	-------------	------------	----	----------	-----------	------------

* Car 56 - Still no working transponder, you must fix for Race 2 to be timed.

Weather / Track : Cloudy / Dry

These results are provisional until the conclusion of any judicial and technical matters.

Silverstone National

Circuit Length = 1.6404 miles

Start: 13:39 Flag 14:00 End: 14:02

Clerk Of Course :

Timekeeper :

BRSCC Race Weekend - Silverstone National - 27th/28th May 2017

BRSCC Mazda MX5 Championship

RACE 3 - 1B - LAP CHART

LAP 1 @ 13:41:16.521			LAP 2 @ 13:42:30.622			LAP 3 @ 13:43:45.179			LAP 4 @ 13:44:59.317			LAP 5 @ 13:46:13.119		
NO	BEHIND	LAP TIME	NO	BEHIND	LAP TIME	NO	BEHIND	LAP TIME	NO	BEHIND	LAP TIME	NO	BEHIND	LAP TIME
175		1:17.675	175		1:14.101	175		1:14.557	175		1:14.138	175		1:13.802
60	0.281	1:17.956	60	0.365	1:14.185	117	0.413	1:14.336	117	0.449	1:14.174	117	0.523	1:13.876
117	0.594	1:18.269	117	0.634	1:14.141	25	0.675	1:14.136	25	0.731	1:14.194	25	0.758	1:13.829
25	0.965	1:18.640	25	1.096	1:14.232	60	0.911	1:15.103	60	1.140	1:14.367	60	1.179	1:13.841
31	1.619	1:19.294	31	1.709	1:14.191	31	1.667	1:14.515	29	2.394	1:14.723	29	2.347	1:13.755
17	1.963	1:19.638	17	1.922	1:14.060	29	1.809	1:14.287	31	3.495	1:15.966	31	3.878	1:14.185
777	2.104	1:19.779	29	2.079	1:13.800	74	2.863	1:14.566	777	3.916	1:14.994	777	4.509	1:14.395
29	2.380	1:20.055	74	2.854	1:13.845	17	2.877	1:15.512	74	4.198	1:15.473	74	4.860	1:14.464
74	3.110	1:20.785	777	3.061	1:15.058	777	3.060	1:14.556	261	4.412	1:14.298	67	5.638	1:13.944
67	3.712	1:21.387	67	4.086	1:14.475	67	4.096	1:14.567	40	4.771	1:14.427	40	5.756	1:14.787
40	3.807	1:21.482	40	4.184	1:14.478	261	4.252	1:14.037	67	5.496	1:15.538	17	6.378	1:14.419
261	4.164	1:21.839	261	4.772	1:14.709	40	4.482	1:14.855	17	5.761	1:17.022	261	6.703	1:16.093
56	4.642	1:22.317	30	5.120	1:14.565	30	5.045	1:14.482	30	5.767	1:14.860	30	6.807	1:14.842
30	4.656	1:22.331	56	5.266	1:14.725	77	5.397	1:14.402	56	6.005	1:14.244	56	6.943	1:14.740
77	5.015	1:22.690	77	5.552	1:14.638	56	5.899	1:15.190	77	6.441	1:15.182	77	7.198	1:14.559
26	5.367	1:23.042	26	6.403	1:15.137	7	6.963	1:14.807	7	7.590	1:14.765	7	8.521	1:14.733
7	5.785	1:23.460	7	6.713	1:15.029	26	7.382	1:15.536	26	7.732	1:14.488	26	8.806	1:14.876
66	5.938	1:23.613	66	7.383	1:15.546	66	8.742	1:15.916	10	9.665	1:15.056	4	11.748	1:13.985
52	6.144	1:23.819	90	7.392	1:15.321	10	8.747	1:15.291	90	10.584	1:15.419	90	12.355	1:15.573
90	6.172	1:23.847	10	8.013	1:15.437	90	9.303	1:16.468	4	11.565	1:14.831	52	13.002	1:14.822
291	6.476	1:24.151	291	8.537	1:16.162	52	9.678	1:15.652	52	11.982	1:16.442	291	14.616	1:16.163
10	6.677	1:24.352	52	8.583	1:16.540	291	10.553	1:16.573	66	12.246	1:17.642	66	15.217	1:16.773
39	9.121	1:26.796	4	10.670	1:14.316	4	10.872	1:14.759	291	12.255	1:15.840	34	17.255	1:14.893
4	10.455	1:28.130	39	13.334	1:18.314	34	14.944	1:15.887	34	16.164	1:15.358	53	25.807	1:16.296
9	11.287	1:28.962	34	13.614	1:16.038	39	17.634	1:18.857	39	22.399	1:18.903	39	27.202	1:18.605
34	11.677	1:29.352	65	17.509	1:18.431	65	21.119	1:18.167	53	23.313	1:16.252	65	28.557	1:17.788
53	11.999	1:29.674	53	17.713	1:19.815	53	21.199	1:18.043	65	24.571	1:17.590	9	32.420	1:18.239
65	13.179	1:30.854	9	19.470	1:22.284	9	23.979	1:19.066	9	27.983	1:18.142			

Weather / Track : Cloudy / Dry

Silverstone National
Circuit Length = 1.6404 miles
Start: 13:39 Flag 14:00 End: 14:02

BRSCC Race Weekend - Silverstone National - 27th/28th May 2017

BRSCC Mazda MX5 Championship

RACE 3 - 1B - LAP CHART

LAP 6 @ 13:47:26.721			LAP 7 @ 13:48:40.290			LAP 8 @ 13:49:53.669			LAP 9 @ 13:51:07.195			LAP 10 @ 13:52:20.615		
NO	BEHIND	LAP TIME	NO	BEHIND	LAP TIME	NO	BEHIND	LAP TIME	NO	BEHIND	LAP TIME	NO	BEHIND	LAP TIME
175		1:13.602	175		1:13.569	175		1:13.379	175		1:13.526	175		1:13.420
117	0.535	1:13.614	117	0.354	1:13.388	117	0.716	1:13.741	117	0.739	1:13.549	117	1.009	1:13.690
25	0.878	1:13.722	25	0.958	1:13.649	25	1.122	1:13.543	25	1.661	1:14.065	25	2.083	1:13.842
60	1.509	1:13.932	60	1.838	1:13.898	60	1.943	1:13.484	60	1.764	1:13.347	60	2.300	1:13.956
29	2.511	1:13.766	29	2.581	1:13.639	29	2.824	1:13.622	29	2.976	1:13.678	29	2.833	1:13.277
31	4.355	1:14.079	31	5.044	1:14.258	31	5.947	1:14.282	31	6.838	1:14.417	777	7.820	1:14.190
777	4.861	1:13.954	74	5.509	1:13.744	74	6.327	1:14.197	777	7.050	1:14.187	40	8.226	1:14.064
74	5.334	1:14.076	777	5.883	1:14.591	777	6.389	1:13.885	40	7.582	1:14.166	31	9.384	1:15.966
40	6.346	1:14.192	40	6.428	1:13.651	40	6.942	1:13.893	74	7.805	1:15.004	17	9.641	1:13.718
67	6.855	1:14.819	67	7.517	1:14.231	67	8.399	1:14.261	67	8.744	1:13.871	74	10.018	1:15.633
17	7.222	1:14.446	17	7.617	1:13.964	17	8.818	1:14.580	17	9.343	1:14.051	77	12.662	1:14.036
56	7.952	1:14.611	77	8.786	1:14.256	77	10.382	1:14.975	56	11.672	1:14.815	56	12.996	1:14.744
77	8.099	1:14.503	56	8.886	1:14.503	56	10.383	1:14.876	77	12.046	1:15.190	4	14.479	1:14.034
7	9.537	1:14.618	7	10.865	1:14.897	7	12.507	1:15.021	4	13.865	1:13.786	30	17.730	1:15.350
30	9.647	1:16.442	26	11.384	1:15.176	26	12.873	1:14.868	26	14.938	1:15.591	26	18.200	1:16.682
26	9.777	1:14.573	30	11.658	1:15.580	30	13.525	1:15.246	30	15.800	1:15.801	67	20.502	1:25.178
4	12.760	1:14.614	4	13.093	1:13.902	4	13.605	1:13.891	52	21.332	1:15.533	52	23.020	1:15.108
90	14.509	1:15.756	90	16.468	1:15.528	52	19.325	1:15.783	7	22.679	1:23.698	7	23.841	1:14.582
52	14.788	1:15.388	52	16.921	1:15.702	291	20.021	1:15.028	66	23.080	1:15.523	66	24.753	1:15.093
291	16.912	1:15.898	291	18.372	1:15.029	90	20.030	1:16.941	34	24.250	1:15.144	34	25.334	1:14.504
66	17.465	1:15.850	66	19.162	1:15.266	66	21.083	1:15.300	90	25.575	1:19.071	90	28.488	1:16.333
34	19.761	1:16.108	34	21.304	1:15.112	34	22.632	1:14.707	53	39.795	1:17.369	53	42.663	1:16.288
53	29.381	1:17.176	53	32.266	1:16.454	53	35.952	1:17.065	65	43.201	1:17.148	65	46.649	1:16.868
39	31.765	1:18.165	65	35.994	1:17.322	65	39.579	1:16.964	39	47.389	1:19.845	39	52.846	1:18.877
65	32.241	1:17.286	39	36.531	1:18.335	39	41.070	1:17.918	9	51.771	1:17.671	9	56.492	1:18.141
261	36.246	1:43.145 P	9	41.644	1:18.221	9	47.626	1:19.361						
9	36.992	1:18.174												

Weather / Track : Cloudy / Dry

BRSCC Race Weekend - Silverstone National - 27th/28th May 2017

BRSCC Mazda MX5 Championship

RACE 3 - 1B - LAP CHART

LAP 11 @ 13:53:34.105			LAP 12 @ 13:54:47.537			LAP 13 @ 13:56:00.912			LAP 14 @ 13:57:14.185			LAP 15 @ 13:58:27.242		
NO	BEHIND	LAP TIME	NO	BEHIND	LAP TIME	NO	BEHIND	LAP TIME	NO	BEHIND	LAP TIME	NO	BEHIND	LAP TIME
175		1:13.490	175		1:13.432	175		1:13.375	175		1:13.273	175		1:13.057
117	1.373	1:13.854	117	1.740	1:13.799	117	2.178	1:13.813	117	2.904	1:13.999	9	1 Lap	1:17.796
25	2.819	1:14.226	25	3.020	1:13.633	25	3.291	1:13.646	25	3.721	1:13.703	25	4.343	1:13.679
60	3.346	1:14.536	60	3.647	1:13.733	60	4.051	1:13.779	60	4.155	1:13.377	117	4.669	1:14.822
29	3.743	1:14.400	29	3.759	1:13.448	29	4.281	1:13.897	29	4.349	1:13.341	60	4.799	1:13.701
777	8.097	1:13.767	777	8.720	1:14.055	777	9.276	1:13.931	777	10.332	1:14.329	29	5.177	1:13.885
40	8.639	1:13.903	40	9.031	1:13.824	40	9.946	1:14.290	40	11.360	1:14.687	777	11.579	1:14.304
31	9.616	1:13.722	17	10.719	1:14.474	31	11.949	1:13.945	31	12.534	1:13.858	40	12.901	1:14.598
17	9.677	1:13.526	74	10.960	1:14.195	74	12.696	1:15.111	74	13.606	1:14.183	31	13.221	1:13.744
74	10.197	1:13.669	31	11.379	1:15.195	77	13.707	1:14.616	77	13.707	1:13.273	74	15.573	1:15.024
77	12.736	1:13.564	77	12.466	1:13.162	56	16.585	1:15.296	4	17.684	1:13.955	77	15.700	1:15.050
56	14.016	1:14.510	56	14.664	1:14.080	4	17.002	1:15.523	56	17.824	1:14.512	4	20.329	1:15.702
4	14.763	1:13.774	4	14.854	1:13.523	30	22.334	1:15.094	67	24.792	1:14.986	56	20.425	1:15.658
30	19.065	1:14.825	30	20.615	1:14.982	26	22.640	1:14.535	30	25.029	1:15.968	26	27.118	1:15.001
26	19.861	1:15.151	26	21.480	1:15.051	67	23.079	1:14.252	26	25.174	1:15.807	67	28.381	1:16.646
67	21.599	1:14.587	67	22.202	1:14.035	7	27.087	1:14.710	7	28.105	1:14.291	30	28.504	1:16.532
52	24.704	1:15.174	7	25.752	1:14.389	52	27.744	1:14.832	52	29.963	1:15.492	7	29.243	1:14.195
7	24.795	1:14.444	52	26.287	1:15.015	66	30.620	1:15.511	66	33.511	1:16.164	52	32.050	1:15.144
66	26.829	1:15.566	66	28.484	1:15.087	90	37.871	1:16.756	90	40.270	1:15.672	66	37.450	1:16.996
34	31.862	1:20.018	90	34.490	1:15.958	34	38.266	1:17.142	34	40.436	1:15.443	90	43.665	1:16.452
90	31.964	1:16.966	34	34.499	1:16.069	17	49.568	1:52.224	17	53.375	1:17.080	34	44.140	1:16.761
53	46.394	1:17.221	53	49.707	1:16.745	53	53.203	1:16.871	53	56.179	1:16.249	17	57.682	1:17.364
65	49.743	1:16.584	65	52.519	1:16.208	65	55.177	1:16.033	65	58.108	1:16.204	53	58.757	1:15.635
39	58.304	1:18.948	39	1:03.228	1:18.356	39	1:07.554	1:17.701	39	1:11.760	1:17.479	65	1:01.327	1:16.276
9	1:00.873	1:17.871	9	1:04.437	1:16.996	9	1:08.946	1:17.884						

Weather / Track : Cloudy / Dry

Silverstone National
Circuit Length = 1.6404 miles
Start: 13:39 Flag 14:00 End: 14:02

BRSCC Race Weekend - Silverstone National - 27th/28th May 2017

BRSCC Mazda MX5 Championship

RACE 3 - 1B - LAP CHART

LAP 16 @ 13:59:40.249			LAP 17 @ 14:00:53.283		
NO	BEHIND	LAP TIME	NO	BEHIND	LAP TIME
175		1:13.007	175		1:13.034
39	1 Lap	1:18.064	25	5.911	1:13.615
25	5.330	1:13.994	117	6.102	1:13.416
117	5.720	1:14.058	60	6.659	1:13.118
9	1 Lap	1:18.503	29	7.481	1:14.365
29	6.150	1:13.980	39	1 Lap	1:18.857
60	6.575	1:14.783	9	1 Lap	1:18.771
777	12.977	1:14.405	777	14.045	1:14.102
31	14.439	1:14.225	31	15.443	1:14.038
40	14.827	1:14.933	40	15.833	1:14.040
74	17.047	1:14.481	77	17.866	1:13.681
77	17.219	1:14.526	74	18.311	1:14.298
56	22.724	1:15.306	56	24.153	1:14.463
26	29.201	1:15.090	26	31.717	1:15.550
4	29.727	1:22.405	4	31.987	1:15.294
67	30.035	1:14.661	67	32.158	1:15.157
7	30.398	1:14.162	30	32.857	1:14.874
30	31.017	1:15.520	7	33.518	1:16.154
52	34.119	1:15.076	52	36.100	1:15.015
66	40.347	1:15.904	66	43.247	1:15.934
90	45.817	1:15.159	90	47.750	1:14.967
34	46.639	1:15.506	34	47.910	1:14.305
17	1:00.237	1:15.562	17	1:02.567	1:15.364
53	1:01.902	1:16.152	53	1:04.744	1:15.876
65	1:04.692	1:16.372	65	1:08.127	1:16.469

Weather / Track : Cloudy / Dry

Results can be found at www.tsl-timing.com

Page 4 of 4

Silverstone National
Circuit Length = 1.6404 miles
Start: 13:39 Flag 14:00 End: 14:02

Printed - 14:03 Saturday, 27 May 2017

BRSCC Race Weekend - Silverstone National - 27th/28th May 2017

BRSCC Mazda MX5 Championship

RACE 3 - 1B - LAP ANALYSIS

DIFF = Difference To Personal Best Lap

P1 175 Patrick LAY				
LAP	LAP TIME	DIFF	MPH	TIME OF DAY
1 -	1:17.675	4.668	76.02	13:41:16.521
2 -	1:14.101	1.094	79.69	13:42:30.622
3 -	1:14.557	1.550	79.21	13:43:45.179
4 -	1:14.138	1.131	79.65	13:44:59.317
5 -	1:13.802	0.795	80.02	13:46:13.119
6 -	1:13.602	0.595	80.23	13:47:26.721
7 -	1:13.569	0.562	80.27	13:48:40.290
8 -	1:13.379	0.372	80.48	13:49:53.669
9 -	1:13.526	0.519	80.32	13:51:07.195
10 -	1:13.420	0.413	80.43	13:52:20.615
11 -	1:13.490	0.483	80.36	13:53:34.105
12 -	1:13.432	0.425	80.42	13:54:47.537
13 -	1:13.375	0.368	80.48	13:56:00.912
14 -	1:13.273	0.266	80.59	13:57:14.185
15 -	1:13.057 (3)	0.050	80.83	13:58:27.242
16 -	1:13.007 (1)		80.89	13:59:40.249
17 -	1:13.034 (2)	0.027	80.86	14:00:53.283

P2 25 Ivan LEARY (M)				
LAP	LAP TIME	DIFF	MPH	TIME OF DAY
1 -	1:18.640	5.097	75.09	13:41:17.486
2 -	1:14.232	0.689	79.55	13:42:31.718
3 -	1:14.136	0.593	79.65	13:43:45.854
4 -	1:14.194	0.651	79.59	13:45:00.048
5 -	1:13.829	0.286	79.99	13:46:13.877
6 -	1:13.722	0.179	80.10	13:47:27.599
7 -	1:13.649	0.106	80.18	13:48:41.248
8 -	1:13.543 (1)		80.30	13:49:54.791
9 -	1:14.065	0.522	79.73	13:51:08.856
10 -	1:13.842	0.299	79.97	13:52:22.698
11 -	1:14.226	0.683	79.56	13:53:36.924
12 -	1:13.633 (3)	0.090	80.20	13:54:50.557
13 -	1:13.646	0.103	80.18	13:56:04.203
14 -	1:13.703	0.160	80.12	13:57:17.906
15 -	1:13.679	0.136	80.15	13:58:31.585
16 -	1:13.994	0.451	79.81	13:59:45.579
17 -	1:13.615 (2)	0.072	80.22	14:00:59.194

P3 117 Michael CLOSE				
LAP	LAP TIME	DIFF	MPH	TIME OF DAY
1 -	1:18.269	4.881	75.45	13:41:17.115
2 -	1:14.141	0.753	79.65	13:42:31.256
3 -	1:14.336	0.948	79.44	13:43:45.592
4 -	1:14.174	0.786	79.61	13:44:59.766
5 -	1:13.876	0.488	79.94	13:46:13.642
6 -	1:13.614	0.226	80.22	13:47:27.256
7 -	1:13.388 (1)		80.47	13:48:40.644
8 -	1:13.741	0.353	80.08	13:49:54.385
9 -	1:13.549 (3)	0.161	80.29	13:51:07.934
10 -	1:13.690	0.302	80.14	13:52:21.624
11 -	1:13.854	0.466	79.96	13:53:35.478
12 -	1:13.799	0.411	80.02	13:54:49.277
13 -	1:13.813	0.425	80.00	13:56:03.090
14 -	1:13.999	0.611	79.80	13:57:17.089
15 -	1:14.822	1.434	78.92	13:58:31.911
16 -	1:14.058	0.670	79.74	13:59:45.969
17 -	1:13.416 (2)	0.028	80.44	14:00:59.385

DIFF = Difference To Personal Best Lap

P4 60 Nick LE DOYEN (M)				
LAP	LAP TIME	DIFF	MPH	TIME OF DAY
1 -	1:17.956	4.838	75.75	13:41:16.802
2 -	1:14.185	1.067	79.60	13:42:30.987
3 -	1:15.103	1.985	78.63	13:43:46.090
4 -	1:14.367	1.249	79.41	13:45:00.457
5 -	1:13.841	0.723	79.97	13:46:14.298
6 -	1:13.932	0.814	79.87	13:47:28.230
7 -	1:13.898	0.780	79.91	13:48:42.128
8 -	1:13.484	0.366	80.36	13:49:55.612
9 -	1:13.347 (2)	0.229	80.51	13:51:08.959
10 -	1:13.956	0.838	79.85	13:52:22.915
11 -	1:14.536	1.418	79.23	13:53:37.451
12 -	1:13.733	0.615	80.09	13:54:51.184
13 -	1:13.779	0.661	80.04	13:56:04.963
14 -	1:13.377 (3)	0.259	80.48	13:57:18.340
15 -	1:13.701	0.583	80.13	13:58:32.041
16 -	1:14.783	1.665	78.97	13:59:46.824
17 -	1:13.118 (1)		80.76	14:00:59.942

P5 29 Adam CRAIG				
LAP	LAP TIME	DIFF	MPH	TIME OF DAY
1 -	1:20.055	6.778	73.76	13:41:18.901
2 -	1:13.800	0.523	80.02	13:42:32.701
3 -	1:14.287	1.010	79.49	13:43:46.988
4 -	1:14.723	1.446	79.03	13:45:01.711
5 -	1:13.755	0.478	80.07	13:46:15.466
6 -	1:13.766	0.489	80.05	13:47:29.232
7 -	1:13.639	0.362	80.19	13:48:42.871
8 -	1:13.622	0.345	80.21	13:49:56.493
9 -	1:13.678	0.401	80.15	13:51:10.171
10 -	1:13.277 (1)		80.59	13:52:23.448
11 -	1:14.400	1.123	79.37	13:53:37.848
12 -	1:13.448 (3)	0.171	80.40	13:54:51.296
13 -	1:13.897	0.620	79.91	13:56:05.193
14 -	1:13.341 (2)	0.064	80.52	13:57:18.534
15 -	1:13.885	0.608	79.93	13:58:32.419
16 -	1:13.980	0.703	79.82	13:59:46.399
17 -	1:14.365	1.088	79.41	14:01:00.764

P6 777 Courtney MILNES				
LAP	LAP TIME	DIFF	MPH	TIME OF DAY
1 -	1:19.779	6.012	74.02	13:41:18.625
2 -	1:15.058	1.291	78.68	13:42:33.683
3 -	1:14.556	0.789	79.21	13:43:48.239
4 -	1:14.994	1.227	78.74	13:45:03.233
5 -	1:14.395	0.628	79.38	13:46:17.628
6 -	1:13.954	0.187	79.85	13:47:31.582
7 -	1:14.591	0.824	79.17	13:48:46.173
8 -	1:13.885 (2)	0.118	79.93	13:50:00.058
9 -	1:14.187	0.420	79.60	13:51:14.245
10 -	1:14.190	0.423	79.60	13:52:28.435
11 -	1:13.767 (1)		80.05	13:53:42.202
12 -	1:14.055	0.288	79.74	13:54:56.257
13 -	1:13.931 (3)	0.164	79.88	13:56:10.188
14 -	1:14.329	0.562	79.45	13:57:24.517
15 -	1:14.304	0.537	79.47	13:58:38.821
16 -	1:14.405	0.638	79.37	13:59:53.226
17 -	1:14.102	0.335	79.69	14:01:07.328

Weather / Track : Cloudy / Dry

Silverstone National
Circuit Length = 1.6404 miles
Start: 13:39 Flag 14:00 End: 14:02

BRSCC Race Weekend - Silverstone National - 27th/28th May 2017

BRSCC Mazda MX5 Championship

RACE 3 - 1B - LAP ANALYSIS

DIFF = Difference To Personal Best Lap

P7 31 Bryn GRIFFITHS (M)				
LAP	LAP TIME	DIFF	MPH	TIME OF DAY
1 -	1:19.294	5.572	74.47	13:41:18.140
2 -	1:14.191	0.469	79.60	13:42:32.331
3 -	1:14.515	0.793	79.25	13:43:46.846
4 -	1:15.966	2.244	77.74	13:45:02.812
5 -	1:14.185	0.463	79.60	13:46:16.997
6 -	1:14.079	0.357	79.72	13:47:31.076
7 -	1:14.258	0.536	79.52	13:48:45.334
8 -	1:14.282	0.560	79.50	13:49:59.616
9 -	1:14.417	0.695	79.35	13:51:14.033
10 -	1:15.966	2.244	77.74	13:52:29.999
11 -	1:13.722 (1)		80.10	13:53:43.721
12 -	1:15.195	1.473	78.53	13:54:58.916
13 -	1:13.945	0.223	79.86	13:56:12.861
14 -	1:13.858 (3)	0.136	79.95	13:57:26.719
15 -	1:13.744 (2)	0.022	80.08	13:58:40.463
16 -	1:14.225	0.503	79.56	13:59:54.688
17 -	1:14.038	0.316	79.76	14:01:08.726

P8 40 Ben HANCY				
LAP	LAP TIME	DIFF	MPH	TIME OF DAY
1 -	1:21.482	7.831	72.47	13:41:20.328
2 -	1:14.478	0.827	79.29	13:42:34.806
3 -	1:14.855	1.204	78.89	13:43:49.661
4 -	1:14.427	0.776	79.34	13:45:04.088
5 -	1:14.787	1.136	78.96	13:46:18.875
6 -	1:14.192	0.541	79.59	13:47:33.067
7 -	1:13.651 (1)		80.18	13:48:46.718
8 -	1:13.893 (3)	0.242	79.92	13:50:00.611
9 -	1:14.166	0.515	79.62	13:51:14.777
10 -	1:14.064	0.413	79.73	13:52:28.841
11 -	1:13.903	0.252	79.91	13:53:42.744
12 -	1:13.824 (2)	0.173	79.99	13:54:56.568
13 -	1:14.290	0.639	79.49	13:56:10.858
14 -	1:14.687	1.036	79.07	13:57:25.545
15 -	1:14.598	0.947	79.16	13:58:40.143
16 -	1:14.933	1.282	78.81	13:59:55.076
17 -	1:14.040	0.389	79.76	14:01:09.116

P9 77 Stephen FODEN				
LAP	LAP TIME	DIFF	MPH	TIME OF DAY
1 -	1:22.690	9.528	71.41	13:41:21.536
2 -	1:14.638	1.476	79.12	13:42:36.174
3 -	1:14.402	1.240	79.37	13:43:50.576
4 -	1:15.182	2.020	78.55	13:45:05.758
5 -	1:14.559	1.397	79.20	13:46:20.317
6 -	1:14.503	1.341	79.26	13:47:34.820
7 -	1:14.256	1.094	79.53	13:48:49.076
8 -	1:14.975	1.813	78.76	13:50:04.051
9 -	1:15.190	2.028	78.54	13:51:19.241
10 -	1:14.036	0.874	79.76	13:52:33.277
11 -	1:13.564 (3)	0.402	80.27	13:53:46.841
12 -	1:13.162 (1)		80.72	13:55:00.003
13 -	1:14.616	1.454	79.14	13:56:14.619
14 -	1:13.273 (2)	0.111	80.59	13:57:27.892
15 -	1:15.050	1.888	78.68	13:58:42.942
16 -	1:14.526	1.364	79.24	13:59:57.468
17 -	1:13.681	0.519	80.15	14:01:11.149

DIFF = Difference To Personal Best Lap

P10 74 Clive CHISNALL (M)				
LAP	LAP TIME	DIFF	MPH	TIME OF DAY
1 -	1:20.785	7.116	73.10	13:41:19.631
2 -	1:13.845 (3)	0.176	79.97	13:42:33.476
3 -	1:14.566	0.897	79.20	13:43:48.042
4 -	1:15.473	1.804	78.24	13:45:03.515
5 -	1:14.464	0.795	79.30	13:46:17.979
6 -	1:14.076	0.407	79.72	13:47:32.055
7 -	1:13.744 (2)	0.075	80.08	13:48:45.799
8 -	1:14.197	0.528	79.59	13:49:59.996
9 -	1:15.004	1.335	78.73	13:51:15.000
10 -	1:15.633	1.964	78.08	13:52:30.633
11 -	1:13.669 (1)		80.16	13:53:44.302
12 -	1:14.195	0.526	79.59	13:54:58.497
13 -	1:15.111	1.442	78.62	13:56:13.608
14 -	1:14.183	0.514	79.60	13:57:27.791
15 -	1:15.024	1.355	78.71	13:58:42.815
16 -	1:14.481	0.812	79.29	13:59:57.296
17 -	1:14.298	0.629	79.48	14:01:11.594

P11 56 Max NORFOLK				
LAP	LAP TIME	DIFF	MPH	TIME OF DAY
1 -	1:22.317	8.237	71.74	13:41:21.163
2 -	1:14.725	0.645	79.03	13:42:35.888
3 -	1:15.190	1.110	78.54	13:43:51.078
4 -	1:14.244 (2)	0.164	79.54	13:45:05.322
5 -	1:14.740	0.660	79.01	13:46:20.062
6 -	1:14.611	0.531	79.15	13:47:34.673
7 -	1:14.503	0.423	79.26	13:48:49.176
8 -	1:14.876	0.796	78.87	13:50:04.052
9 -	1:14.815	0.735	78.93	13:51:18.867
10 -	1:14.744	0.664	79.01	13:52:33.611
11 -	1:14.510	0.430	79.26	13:53:48.121
12 -	1:14.080 (1)		79.72	13:55:02.201
13 -	1:15.296	1.216	78.43	13:56:17.497
14 -	1:14.512	0.432	79.25	13:57:32.009
15 -	1:15.658	1.578	78.05	13:58:47.667
16 -	1:15.306	1.226	78.42	14:00:02.973
17 -	1:14.463 (3)	0.383	79.31	14:01:17.436

P12 26 Charlie RAWLES				
LAP	LAP TIME	DIFF	MPH	TIME OF DAY
1 -	1:23.042	8.554	71.11	13:41:21.888
2 -	1:15.137	0.649	78.59	13:42:37.025
3 -	1:15.536	1.048	78.18	13:43:52.561
4 -	1:14.488 (1)		79.28	13:45:07.049
5 -	1:14.876	0.388	78.87	13:46:21.925
6 -	1:14.573 (3)	0.085	79.19	13:47:36.498
7 -	1:15.176	0.688	78.55	13:48:51.674
8 -	1:14.868	0.380	78.88	13:50:06.542
9 -	1:15.591	1.103	78.12	13:51:22.133
10 -	1:16.682	2.194	77.01	13:52:38.815
11 -	1:15.151	0.663	78.58	13:53:53.966
12 -	1:15.051	0.563	78.68	13:55:09.017
13 -	1:14.535 (2)	0.047	79.23	13:56:23.552
14 -	1:15.807	1.319	77.90	13:57:39.359
15 -	1:15.001	0.513	78.74	13:58:54.360
16 -	1:15.090	0.602	78.64	14:00:09.450
17 -	1:15.550	1.062	78.16	14:01:25.000

Weather / Track : Cloudy / Dry

Silverstone National
Circuit Length = 1.6404 miles
Start: 13:39 Flag 14:00 End: 14:02

BRSCC Race Weekend - Silverstone National - 27th/28th May 2017

BRSCC Mazda MX5 Championship

RACE 3 - 1B - LAP ANALYSIS

DIFF = Difference To Personal Best Lap

P13 4 Adam REECE				
LAP	LAP TIME	DIFF	MPH	TIME OF DAY
1 -	1:28.130	14.607	67.01	13:41:26.976
2 -	1:14.316	0.793	79.46	13:42:41.292
3 -	1:14.759	1.236	78.99	13:43:56.051
4 -	1:14.831	1.308	78.92	13:45:10.882
5 -	1:13.985	0.462	79.82	13:46:24.867
6 -	1:14.614	1.091	79.14	13:47:39.481
7 -	1:13.902	0.379	79.91	13:48:53.383
8 -	1:13.891	0.368	79.92	13:50:07.274
9 -	1:13.786 (3)	0.263	80.03	13:51:21.060
10 -	1:14.034	0.511	79.76	13:52:35.094
11 -	1:13.774 (2)	0.251	80.05	13:53:48.868
12 -	1:13.523 (1)		80.32	13:55:02.391
13 -	1:15.523	2.000	78.19	13:56:17.914
14 -	1:13.955	0.432	79.85	13:57:31.869
15 -	1:15.702	2.179	78.01	13:58:47.571
16 -	1:22.405	8.882	71.66	14:00:09.976
17 -	1:15.294	1.771	78.43	14:01:25.270

P14 67 Simon ORANGE (M)				
LAP	LAP TIME	DIFF	MPH	TIME OF DAY
1 -	1:21.387	7.516	72.56	13:41:20.233
2 -	1:14.475	0.604	79.29	13:42:34.708
3 -	1:14.567	0.696	79.19	13:43:49.275
4 -	1:15.538	1.667	78.18	13:45:04.813
5 -	1:13.944 (2)	0.073	79.86	13:46:18.757
6 -	1:14.819	0.948	78.93	13:47:33.576
7 -	1:14.231	0.360	79.55	13:48:47.807
8 -	1:14.261	0.390	79.52	13:50:02.068
9 -	1:13.871 (1)		79.94	13:51:15.939
10 -	1:25.178	11.307	69.33	13:52:41.117
11 -	1:14.587	0.716	79.17	13:53:55.704
12 -	1:14.035 (3)	0.164	79.76	13:55:09.739
13 -	1:14.252	0.381	79.53	13:56:23.991
14 -	1:14.986	1.115	78.75	13:57:38.977
15 -	1:16.646	2.775	77.05	13:58:55.623
16 -	1:14.661	0.790	79.09	14:00:10.284
17 -	1:15.157	1.286	78.57	14:01:25.441

P15 30 Paul AUSTIN (M)				
LAP	LAP TIME	DIFF	MPH	TIME OF DAY
1 -	1:22.331	7.849	71.73	13:41:21.177
2 -	1:14.565 (2)	0.083	79.20	13:42:35.742
3 -	1:14.482 (1)		79.28	13:43:50.224
4 -	1:14.860	0.378	78.88	13:45:05.084
5 -	1:14.842	0.360	78.90	13:46:19.926
6 -	1:16.442	1.960	77.25	13:47:36.368
7 -	1:15.580	1.098	78.13	13:48:51.948
8 -	1:15.246	0.764	78.48	13:50:07.194
9 -	1:15.801	1.319	77.91	13:51:22.995
10 -	1:15.350	0.868	78.37	13:52:38.345
11 -	1:14.825 (3)	0.343	78.92	13:53:53.170
12 -	1:14.982	0.500	78.76	13:55:08.152
13 -	1:15.094	0.612	78.64	13:56:23.246
14 -	1:15.968	1.486	77.73	13:57:39.214
15 -	1:16.532	2.050	77.16	13:58:55.746
16 -	1:15.520	1.038	78.20	14:00:11.266
17 -	1:14.874	0.392	78.87	14:01:26.140

DIFF = Difference To Personal Best Lap

P16 7 Adrian BURGE (M)				
LAP	LAP TIME	DIFF	MPH	TIME OF DAY
1 -	1:23.460	9.298	70.75	13:41:22.306
2 -	1:15.029	0.867	78.71	13:42:37.335
3 -	1:14.807	0.645	78.94	13:43:52.142
4 -	1:14.765	0.603	78.98	13:45:06.907
5 -	1:14.733	0.571	79.02	13:46:21.640
6 -	1:14.618	0.456	79.14	13:47:36.258
7 -	1:14.897	0.735	78.85	13:48:51.155
8 -	1:15.021	0.859	78.72	13:50:06.176
9 -	1:23.698	9.536	70.55	13:51:29.874
10 -	1:14.582	0.420	79.18	13:52:44.456
11 -	1:14.444	0.282	79.33	13:53:58.900
12 -	1:14.389	0.227	79.38	13:55:13.289
13 -	1:14.710	0.548	79.04	13:56:27.999
14 -	1:14.291 (3)	0.129	79.49	13:57:42.290
15 -	1:14.195 (2)	0.033	79.59	13:58:56.485
16 -	1:14.162 (1)		79.63	14:00:10.647
17 -	1:16.154	1.992	77.54	14:01:26.801

P17 52 Jon PETHICK				
LAP	LAP TIME	DIFF	MPH	TIME OF DAY
1 -	1:23.819	8.997	70.45	13:41:22.665
2 -	1:16.540	1.718	77.15	13:42:39.205
3 -	1:15.652	0.830	78.06	13:43:54.857
4 -	1:16.442	1.620	77.25	13:45:11.299
5 -	1:14.822 (1)		78.92	13:46:26.121
6 -	1:15.388	0.566	78.33	13:47:41.509
7 -	1:15.702	0.880	78.01	13:48:57.211
8 -	1:15.783	0.961	77.92	13:50:12.994
9 -	1:15.533	0.711	78.18	13:51:28.527
10 -	1:15.108	0.286	78.62	13:52:43.635
11 -	1:15.174	0.352	78.55	13:53:58.809
12 -	1:15.015 (3)	0.193	78.72	13:55:13.824
13 -	1:14.832 (2)	0.010	78.91	13:56:28.656
14 -	1:15.492	0.670	78.22	13:57:44.148
15 -	1:15.144	0.322	78.59	13:58:59.292
16 -	1:15.076	0.254	78.66	14:00:14.368
17 -	1:15.015 (3)	0.193	78.72	14:01:29.383

P18 66 Nick RILEY (M)				
LAP	LAP TIME	DIFF	MPH	TIME OF DAY
1 -	1:23.613	8.526	70.63	13:41:22.459
2 -	1:15.546	0.459	78.17	13:42:38.005
3 -	1:15.916	0.829	77.79	13:43:53.921
4 -	1:17.642	2.555	76.06	13:45:11.563
5 -	1:16.773	1.686	76.92	13:46:28.336
6 -	1:15.850	0.763	77.85	13:47:44.186
7 -	1:15.266 (3)	0.179	78.46	13:48:59.452
8 -	1:15.300	0.213	78.42	13:50:14.752
9 -	1:15.523	0.436	78.19	13:51:30.275
10 -	1:15.093 (2)	0.006	78.64	13:52:45.368
11 -	1:15.566	0.479	78.15	13:54:00.934
12 -	1:15.087 (1)		78.65	13:55:16.021
13 -	1:15.511	0.424	78.20	13:56:31.532
14 -	1:16.164	1.077	77.53	13:57:47.696
15 -	1:16.996	1.909	76.70	13:59:04.692
16 -	1:15.904	0.817	77.80	14:00:20.596
17 -	1:15.934	0.847	77.77	14:01:36.530

Weather / Track : Cloudy / Dry

Silverstone National
Circuit Length = 1.6404 miles
Start: 13:39 Flag 14:00 End: 14:02

BRSCC Race Weekend - Silverstone National - 27th/28th May 2017

BRSCC Mazda MX5 Championship

RACE 3 - 1B - LAP ANALYSIS

DIFF = Difference To Personal Best Lap

P19 90 Andrew BARRETT (M)				
LAP	LAP TIME	DIFF	MPH	TIME OF DAY
1 -	1:23.847	8.880	70.43	13:41:22.693
2 -	1:15.321 (3)	0.354	78.40	13:42:38.014
3 -	1:16.468	1.501	77.23	13:43:54.482
4 -	1:15.419	0.452	78.30	13:45:09.901
5 -	1:15.573	0.606	78.14	13:46:25.474
6 -	1:15.756	0.789	77.95	13:47:41.230
7 -	1:15.528	0.561	78.19	13:48:56.758
8 -	1:16.941	1.974	76.75	13:50:13.699
9 -	1:19.071	4.104	74.68	13:51:32.770
10 -	1:16.333	1.366	77.36	13:52:49.103
11 -	1:16.966	1.999	76.73	13:54:06.069
12 -	1:15.958	0.991	77.74	13:55:22.027
13 -	1:16.756	1.789	76.94	13:56:38.783
14 -	1:15.672	0.705	78.04	13:57:54.455
15 -	1:16.452	1.485	77.24	13:59:10.907
16 -	1:15.159 (2)	0.192	78.57	14:00:26.066
17 -	1:14.967 (1)		78.77	14:01:41.033

P20 34 Callum WARNER				
LAP	LAP TIME	DIFF	MPH	TIME OF DAY
1 -	1:29.352	15.047	66.09	13:41:28.198
2 -	1:16.038	1.733	77.66	13:42:44.236
3 -	1:15.887	1.582	77.82	13:44:00.123
4 -	1:15.358	1.053	78.36	13:45:15.481
5 -	1:14.893	0.588	78.85	13:46:30.374
6 -	1:16.108	1.803	77.59	13:47:46.482
7 -	1:15.112	0.807	78.62	13:49:01.594
8 -	1:14.707 (3)	0.402	79.05	13:50:16.301
9 -	1:15.144	0.839	78.59	13:51:31.445
10 -	1:14.504 (2)	0.199	79.26	13:52:45.949
11 -	1:20.018	5.713	73.80	13:54:05.967
12 -	1:16.069	1.764	77.63	13:55:22.036
13 -	1:17.142	2.837	76.55	13:56:39.178
14 -	1:15.443	1.138	78.27	13:57:54.621
15 -	1:16.761	2.456	76.93	13:59:11.382
16 -	1:15.506	1.201	78.21	14:00:26.888
17 -	1:14.305 (1)		79.47	14:01:41.193

P21 17 Russ LINDSAY (M)				
LAP	LAP TIME	DIFF	MPH	TIME OF DAY
1 -	1:19.638	6.112	74.15	13:41:18.484
2 -	1:14.060	0.534	79.74	13:42:32.544
3 -	1:15.512	1.986	78.20	13:43:48.056
4 -	1:17.022	3.496	76.67	13:45:05.078
5 -	1:14.419	0.893	79.35	13:46:19.497
6 -	1:14.446	0.920	79.32	13:47:33.943
7 -	1:13.964 (3)	0.438	79.84	13:48:47.907
8 -	1:14.580	1.054	79.18	13:50:02.487
9 -	1:14.051	0.525	79.75	13:51:16.538
10 -	1:13.718 (2)	0.192	80.11	13:52:30.256
11 -	1:13.526 (1)		80.32	13:53:43.782
12 -	1:14.474	0.948	79.29	13:54:58.256
13 -	1:52.224	38.698	52.62	13:56:50.480
14 -	1:17.080	3.554	76.61	13:58:07.560
15 -	1:17.364	3.838	76.33	13:59:24.924
16 -	1:15.562	2.036	78.15	14:00:40.486
17 -	1:15.364	1.838	78.36	14:01:55.850

DIFF = Difference To Personal Best Lap

P22 53 Jonathan FIELDSEND (M)				
LAP	LAP TIME	DIFF	MPH	TIME OF DAY
1 -	1:29.674	14.039	65.85	13:41:28.520
2 -	1:19.815	4.180	73.99	13:42:48.335
3 -	1:18.043	2.408	75.67	13:44:06.378
4 -	1:16.252	0.617	77.44	13:45:22.630
5 -	1:16.296	0.661	77.40	13:46:38.926
6 -	1:17.176	1.541	76.52	13:47:56.102
7 -	1:16.454	0.819	77.24	13:49:12.556
8 -	1:17.065	1.430	76.63	13:50:29.621
9 -	1:17.369	1.734	76.33	13:51:46.990
10 -	1:16.288	0.653	77.41	13:53:03.278
11 -	1:17.221	1.586	76.47	13:54:20.499
12 -	1:16.745	1.110	76.95	13:55:37.244
13 -	1:16.871	1.236	76.82	13:56:54.115
14 -	1:16.249	0.614	77.45	13:58:10.364
15 -	1:15.635 (1)		78.08	13:59:25.999
16 -	1:16.152 (3)	0.517	77.55	14:00:42.151
17 -	1:15.876 (2)	0.241	77.83	14:01:58.027

P23 65 Joseph NEHORAI				
LAP	LAP TIME	DIFF	MPH	TIME OF DAY
1 -	1:30.854	14.821	65.00	13:41:29.700
2 -	1:18.431	2.398	75.29	13:42:48.131
3 -	1:18.167	2.134	75.55	13:44:06.298
4 -	1:17.590	1.557	76.11	13:45:23.888
5 -	1:17.788	1.755	75.92	13:46:41.676
6 -	1:17.286	1.253	76.41	13:47:58.962
7 -	1:17.322	1.289	76.37	13:49:16.284
8 -	1:16.964	0.931	76.73	13:50:33.248
9 -	1:17.148	1.115	76.54	13:51:50.396
10 -	1:16.868	0.835	76.82	13:53:07.264
11 -	1:16.584	0.551	77.11	13:54:23.848
12 -	1:16.208 (3)	0.175	77.49	13:55:40.056
13 -	1:16.033 (1)		77.67	13:56:56.089
14 -	1:16.204 (2)	0.171	77.49	13:58:12.293
15 -	1:16.276	0.243	77.42	13:59:28.569
16 -	1:16.372	0.339	77.32	14:00:44.941
17 -	1:16.469	0.436	77.22	14:02:01.410

P24 39 Bruce ROBINSON				
LAP	LAP TIME	DIFF	MPH	TIME OF DAY
1 -	1:26.796	9.317	68.04	13:41:25.642
2 -	1:18.314	0.835	75.41	13:42:43.956
3 -	1:18.857	1.378	74.89	13:44:02.813
4 -	1:18.903	1.424	74.84	13:45:21.716
5 -	1:18.605	1.126	75.13	13:46:40.321
6 -	1:18.165	0.686	75.55	13:47:58.486
7 -	1:18.335	0.856	75.38	13:49:16.821
8 -	1:17.918 (3)	0.439	75.79	13:50:34.739
9 -	1:19.845	2.366	73.96	13:51:54.584
10 -	1:18.877	1.398	74.87	13:53:13.461
11 -	1:18.948	1.469	74.80	13:54:32.409
12 -	1:18.356	0.877	75.36	13:55:50.765
13 -	1:17.701 (2)	0.222	76.00	13:57:08.466
14 -	1:17.479 (1)		76.22	13:58:25.945
15 -	1:18.064	0.585	75.65	13:59:44.009
16 -	1:18.857	1.378	74.89	14:01:02.866

P25 9 James LOVE				
LAP	LAP TIME	DIFF	MPH	TIME OF DAY

Weather / Track : Cloudy / Dry

Silverstone National
Circuit Length = 1.6404 miles
Start: 13:39 Flag 14:00 End: 14:02

BRSCC Race Weekend - Silverstone National - 27th/28th May 2017

BRSCC Mazda MX5 Championship

RACE 3 - 1B - LAP ANALYSIS

DIFF = Difference To Personal Best Lap

1 -	1:28.962	11.966	66.38	13:41:27.808
2 -	1:22.284	5.288	71.77	13:42:50.092
3 -	1:19.066	2.070	74.69	13:44:09.158
4 -	1:18.142	1.146	75.57	13:45:27.300
5 -	1:18.239	1.243	75.48	13:46:45.539
6 -	1:18.174	1.178	75.54	13:48:03.713
7 -	1:18.221	1.225	75.49	13:49:21.934
8 -	1:19.361	2.365	74.41	13:50:41.295
9 -	1:17.671 (2)	0.675	76.03	13:51:58.966
10 -	1:18.141	1.145	75.57	13:53:17.107
11 -	1:17.871	0.875	75.83	13:54:34.978
12 -	1:16.996 (1)		76.70	13:55:51.974
13 -	1:17.884	0.888	75.82	13:57:09.858
14 -	1:17.796 (3)	0.800	75.91	13:58:27.654
15 -	1:18.503	1.507	75.22	13:59:46.157
16 -	1:18.771	1.775	74.97	14:01:04.928

P26 291 Luke SOUCH

LAP	LAP TIME	DIFF	MPH	TIME OF DAY
1 -	1:24.151	9.123	70.17	13:41:22.997
2 -	1:16.162	1.134	77.54	13:42:39.159
3 -	1:16.573	1.545	77.12	13:43:55.732
4 -	1:15.840 (3)	0.812	77.87	13:45:11.572
5 -	1:16.163	1.135	77.53	13:46:27.735
6 -	1:15.898	0.870	77.81	13:47:43.633
7 -	1:15.029 (2)	0.001	78.71	13:48:58.662
8 -	1:15.028 (1)		78.71	13:50:13.690

P27 261 Jack RAWLES


LAP	LAP TIME	DIFF	MPH	TIME OF DAY
1 -	1:21.839	7.802	72.16	13:41:20.685
2 -	1:14.709 (3)	0.672	79.04	13:42:35.394
3 -	1:14.037 (1)		79.76	13:43:49.431
4 -	1:14.298 (2)	0.261	79.48	13:45:03.729
5 -	1:16.093	2.056	77.61	13:46:19.822
6 -	1:43.145 P	29.108	57.25	13:48:02.967

P28 10 Teddy CLARK

LAP	LAP TIME	DIFF	MPH	TIME OF DAY
1 -	1:24.352	9.296	70.01	13:41:23.198
2 -	1:15.437 (3)	0.381	78.28	13:42:38.635
3 -	1:15.291 (2)	0.235	78.43	13:43:53.926
4 -	1:15.056 (1)		78.68	13:45:08.982

BRSCC Mazda MX5 Championship

RACE 7 - 2A - GRID (20 minutes)

ROW 14	28	29 Adam CRAIG	27	60 Nick LE DOYEN (M)
ROW 13	26	117 Michael CLOSE	25	25 Ivan LEARY (M)
ROW 12	24	175 Patrick LAY	23	20 Paul MAGUIRE
ROW 11	22	69 Sam GENDY	21	8 Michael FISK
ROW 10	20	5 Richard COLLINS (M)	19	101 Simon WOODS (M)
ROW 9	18	41 Kevin BRENT (M)	17	99 Patrick COLLINS (M)
ROW 8	16	6 Jack WARRY	15	88 Stuart SYMONDS
ROW 7	14	107 Sam BAILEY	13	105 Roger CHESNEAU
ROW 6	12	33 Jason GREATREX	11	83 Brian TROTT
ROW 5	10	15 John LANGRIDGE	9	23 Martin TOLLEY (M)
ROW 4	8	94 Charlie BURGE	7	43 Will BLACKWELL-CHAMBERS
ROW 3	6	91 Jack SYCAMORE	5	68 Paul TUCKER (M)
ROW 2	4	36 Samuel SMITH	3	72 Joshua JACKSON
ROW 1	2	63 Oliver ALLWOOD	1	37 James HARRIS
Pole				
				

Silverstone National
 Circuit Length = 1.6404 miles

These results are provisional until the conclusion of any judicial and technical matters.

Clerk Of Course :	Timekeeper :
-------------------	--------------

BRSCC Mazda MX5 Championship

RACE 8 - 2B - GRID (20 minutes) - AMENDED

ROW 14	28	10	Teddy CLARK	27	261	Jack RAWLES	
ROW 13		26	291	Luke SOUCH	25	9	James LOVE
ROW 12	24	39	Bruce ROBINSON	23	65	Joseph NEHORAI	
ROW 11		22	53	Jonathan FIELDSSEND (M)	21	17	Russ LINDSAY (M)
ROW 10	20	34	Callum WARNER	19	90	Andrew BARRETT (M)	
ROW 9		18	66	Nick RILEY (M)	17	52	Jon PETHICK
ROW 8	16	7	Adrian BURGE (M)	15	74	Clive CHISNALL (M)	
ROW 7		14	30	Paul AUSTIN (M)	13	67	Simon ORANGE (M)
ROW 6	12	4	Adam REECE	11	26	Charlie RAWLES	
ROW 5		10	56	Max NORFOLK	9	77	Stephen FODEN
ROW 4	8	40	Ben HANCY	7	31	Bryn GRIFFITHS (M)	
ROW 3		6	777	Courtney MILNES	5	18	Clive POWLES (M)
ROW 2	4	19	Oliver ROBINSON (M)	3	722	Alan HAWKINS (M)	
ROW 1		2	80	Anthony HUTCHINS (M)	1	16	Matt PICKFORD (M)
							Pole

* Car 74 - 5 place grid penalty for offence in race 1B.

Silverstone National
Circuit Length = 1.6404 miles

These results are provisional until the conclusion of any judicial and technical matters.

Clerk Of Course :		Timekeeper :	
-------------------	--	--------------	--

BRSCC Race Weekend - Silverstone National - 27th/28th May 2017



BRSCC Mazda MX5 Championship

RACE 7 - 2A - CLASSIFICATION

POS	NO	NAME	ENTRY	LAPS	TIME	GAP	DIFF	MPH	BEST	ON
1	72	Joshua JACKSON	Mazda MX-5	17	20:41.215			80.88	1:12.219	7
2	23	Martin TOLLEY (M)	Mazda MX-5	17	20:41.316	0.101	0.101	80.87	1:12.052	9
3	36	Samuel SMITH	Mazda MX-5	17	20:41.653	0.438	0.337	80.85	1:12.326	11
4	33	Jason GREATREX	Mazda MX-5	17	20:46.392	5.177	4.739	80.54	1:12.273	11
5	107	Sam BAILEY	Mazda MX-5	17	20:46.587	5.372	0.195	80.53	1:12.097	8
6	15	John LANGRIDGE	Mazda MX-5	17	20:46.753	5.538	0.166	80.52	1:12.355	4
7	83	Brian TROTT	Mazda MX-5	17	20:47.079	5.864	0.326	80.50	1:12.346	4
8	105	Roger CHESNEAU	Mazda MX-5	17	20:48.086	6.871	1.007	80.44	1:12.406	8
9	94	Charlie BURGE	Mazda MX-5	17	20:48.404	7.189	0.318	80.41	1:12.312	3
10	68	Paul TUCKER (M)	Mazda MX-5	17	20:48.412	7.197	0.008	80.41	1:12.026	8
11	91	Jack SYCAMORE	Mazda MX-5	17	20:48.618	7.403	0.206	80.40	1:12.344	2
12	88	Stuart SYMONDS	Mazda MX-5	17	20:50.104	8.889	1.486	80.31	1:12.205	10
13	175	Patrick LAY	Mazda MX-5	17	20:54.223	13.008	4.119	80.04	1:12.880	4
14	41	Kevin BRENT (M)	Mazda MX-5	17	20:54.755	13.540	0.532	80.01	1:12.863	8
15	20	Paul MAGUIRE	Mazda MX-5	17	20:58.668	17.453	3.913	79.76	1:12.802	8
16	99	Patrick COLLINS (M)	Mazda MX-5	17	20:59.060	17.845	0.392	79.73	1:12.947	8
17	5	Richard COLLINS (M)	Mazda MX-5	17	20:59.551	18.336	0.491	79.70	1:12.972	8
18	6	Jack WARRY	Mazda MX-5	17	21:07.188	25.973	7.637	79.22	1:13.286	8
19	29	Adam CRAIG	Mazda MX-5	17	21:08.823	27.608	1.635	79.12	1:13.063	7
20	69	Sam GENDY	Mazda MX-5	17	21:09.082	27.867	0.259	79.10	1:13.169	11
21	117	Michael CLOSE	Mazda MX-5	17	21:09.340	28.125	0.258	79.09	1:13.545	11
22	101	Simon WOODS (M)	Mazda MX-5	17	21:14.795	33.580	5.455	78.75	1:13.459	9
23	8	Michael FISK	Mazda MX-5	17	21:15.193	33.978	0.398	78.73	1:13.510	8
24	25	Ivan LEARY (M)	Mazda MX-5	17	21:21.158	39.943	5.965	78.36	1:13.889	12
25	43	Will BLACKWELL-CHAMBERS	Mazda MX-5	17	21:36.035	54.820	14.877	77.46	1:11.971	10
26	37	James HARRIS	Mazda MX-5	14	21:35.488	3 Laps	3 Laps	63.82	1:11.792	2

NOT CLASSIFIED

DNF	60	Nick LE DOYEN (M)	Mazda MX-5	14	17:24.738	3 Laps		79.13	1:13.391	3
DNF	63	Oliver ALLWOOD	Mazda MX-5	0						

FASTEST LAP

	37	James HARRIS	Mazda MX-5	2	1:11.792			82.26 mph	132.38 kph	
--	----	--------------	------------	---	----------	--	--	-----------	------------	--

Weather / Track : Cloudy / Dry

These results are provisional until the conclusion of any judicial and technical matters.

Silverstone National

Circuit Length = 1.6404 miles

Start: 15:57 Flag 16:18 End: 16:19

Clerk Of Course :		Timekeeper :	
-------------------	--	--------------	--

BRSCC Race Weekend - Silverstone National - 27th/28th May 2017

BRSCC Mazda MX5 Championship

RACE 7 - 2A - LAP CHART

LAP 1 @ 15:58:58.528			LAP 2 @ 16:00:11.229			LAP 3 @ 16:01:23.997			LAP 4 @ 16:02:37.194			LAP 5 @ 16:03:50.623		
NO	BEHIND	LAP TIME	NO	BEHIND	LAP TIME	NO	BEHIND	LAP TIME	NO	BEHIND	LAP TIME	NO	BEHIND	LAP TIME
36		1:17.024	36		1:12.701	36		1:12.768	36		1:13.197	36		1:13.429
72	0.505	1:17.529	91	0.378	1:12.344	91	0.219	1:12.609	72	0.092	1:12.710	91	0.332	1:13.342
91	0.735	1:17.759	72	0.680	1:12.876	72	0.579	1:12.667	91	0.419	1:13.397	72	0.421	1:13.758
94	1.132	1:18.156	23	1.157	1:12.566	23	0.727	1:12.338	23	0.653	1:13.123	23	0.672	1:13.448
33	1.211	1:18.235	94	1.432	1:13.001	94	0.976	1:12.312	94	0.667	1:12.888	94	0.818	1:13.580
23	1.292	1:18.316	33	1.826	1:13.316	33	1.382	1:12.324	33	1.248	1:13.063	15	1.125	1:12.765
43	1.310	1:18.334	68	2.420	1:13.461	68	2.219	1:12.567	68	1.437	1:12.415	83	1.404	1:12.847
83	1.577	1:18.601	15	2.942	1:14.054	15	2.631	1:12.457	15	1.789	1:12.355	88	1.731	1:12.755
15	1.589	1:18.613	83	3.081	1:14.205	83	2.837	1:12.524	83	1.986	1:12.346	68	1.821	1:13.813
68	1.660	1:18.684	88	3.756	1:13.409	88	3.244	1:12.256	88	2.405	1:12.358	33	2.027	1:14.208
107	1.967	1:18.991	107	3.940	1:14.674	107	3.493	1:12.321	107	2.560	1:12.264	107	2.253	1:13.122
105	2.240	1:19.264	105	4.241	1:14.702	105	4.058	1:12.585	105	3.882	1:13.021	105	3.255	1:12.802
6	2.413	1:19.437	99	4.729	1:14.714	99	5.052	1:13.091	99	5.667	1:13.812	20	5.754	1:13.324
99	2.716	1:19.740	20	4.926	1:14.236	20	5.613	1:13.455	20	5.859	1:13.443	99	5.856	1:13.618
88	3.048	1:20.072	175	5.064	1:14.130	41	6.509	1:14.007	41	6.448	1:13.136	41	6.402	1:13.383
20	3.391	1:20.415	41	5.270	1:14.029	175	6.986	1:14.690	175	6.669	1:12.880	175	6.537	1:13.297
175	3.635	1:20.659	6	5.362	1:15.650	5	7.029	1:14.197	5	7.717	1:13.885	5	7.853	1:13.565
41	3.942	1:20.966	5	5.600	1:13.794	6	7.168	1:14.574	6	7.903	1:13.932	29	8.397	1:13.470
5	4.507	1:21.531	29	6.902	1:14.253	29	7.872	1:13.738	29	8.356	1:13.681	6	8.459	1:13.985
29	5.350	1:22.374	117	6.914	1:14.056	25	8.665	1:14.047	117	9.431	1:13.899	117	9.731	1:13.729
117	5.559	1:22.583	25	7.386	1:13.934	117	8.729	1:14.583	60	11.149	1:15.045	60	11.657	1:13.937
25	6.153	1:23.177	69	7.892	1:14.278	69	9.037	1:13.913	101	12.364	1:15.642	101	12.601	1:13.666
69	6.315	1:23.339	60	8.678	1:15.051	60	9.301	1:13.391	8	12.719	1:15.605	8	13.024	1:13.734
60	6.328	1:23.352	8	8.820	1:14.916	101	9.919	1:13.820	69	13.183	1:17.343	69	13.139	1:13.385
8	6.605	1:23.629	101	8.867	1:14.180	8	10.311	1:14.259	25	20.516	1:25.048	25	21.548	1:14.461
101	7.388	1:24.412	43	13.116	1:24.507 P	43	54.578	1:54.230	43	54.599	1:13.218	43	53.993	1:12.823
									37	3 Laps	5:51.830	37	3 Laps	1:11.792

BRSCC Race Weekend - Silverstone National - 27th/28th May 2017

BRSCC Mazda MX5 Championship

RACE 7 - 2A - LAP CHART

LAP 6 @ 16:05:03.022			LAP 7 @ 16:06:15.686			LAP 8 @ 16:07:28.412			LAP 9 @ 16:08:40.785			LAP 10 @ 16:09:53.401		
NO	BEHIND	LAP TIME	NO	BEHIND	LAP TIME	NO	BEHIND	LAP TIME	NO	BEHIND	LAP TIME	NO	BEHIND	LAP TIME
36		1:12.399	36		1:12.664	36		1:12.726	36		1:12.373	36		1:12.616
91	0.345	1:12.412	91	0.328	1:12.647	72	0.208	1:12.507	72	0.221	1:12.386	72	0.075	1:12.470
23	0.433	1:12.160	72	0.427	1:12.219	23	0.829	1:12.874	23	0.508	1:12.052	23	0.341	1:12.449
72	0.872	1:12.850	23	0.681	1:12.912	91	0.968	1:13.366	15	1.516	1:12.654	15	1.623	1:12.723
15	1.161	1:12.435	15	1.149	1:12.652	15	1.235	1:12.812	83	1.741	1:12.659	83	1.715	1:12.590
94	1.448	1:13.029	83	1.318	1:12.507	83	1.455	1:12.863	91	1.982	1:13.387	88	2.208	1:12.205
83	1.475	1:12.470	94	1.554	1:12.770	94	1.880	1:13.052	94	2.074	1:12.567	91	2.538	1:13.172
88	1.774	1:12.442	88	2.192	1:13.082	88	1.916	1:12.450	88	2.619	1:13.076	33	2.687	1:12.497
68	1.898	1:12.476	33	2.525	1:12.934	33	2.246	1:12.447	33	2.806	1:12.933	94	2.804	1:13.346
33	2.255	1:12.627	68	2.957	1:13.723	68	2.257	1:12.026	107	3.151	1:12.803	107	2.989	1:12.454
107	2.626	1:12.772	107	3.350	1:13.388	107	2.721	1:12.097	68	3.249	1:13.365	68	3.470	1:12.837
105	3.320	1:12.464	105	3.686	1:13.030	105	3.366	1:12.406	105	3.688	1:12.695	105	3.746	1:12.674
175	7.237	1:13.099	175	7.766	1:13.193	175	8.232	1:13.192	20	9.094	1:13.159	175	10.184	1:13.563
20	7.454	1:14.099	20	8.232	1:13.442	20	8.308	1:12.802	175	9.237	1:13.378	20	10.659	1:14.181
41	8.178	1:14.175	41	8.684	1:13.170	41	8.821	1:12.863	41	9.585	1:13.137	99	10.805	1:13.569
99	8.268	1:14.811	99	8.888	1:13.284	99	9.109	1:12.947	99	9.852	1:13.116	41	11.121	1:14.152
5	8.768	1:13.314	5	9.250	1:13.146	5	9.496	1:12.972	5	10.427	1:13.304	5	11.548	1:13.737
6	10.395	1:14.335	29	11.258	1:13.063	29	11.850	1:13.318	6	12.882	1:13.313	29	15.167	1:14.312
29	10.859	1:14.861	6	11.382	1:13.651	6	11.942	1:13.286	29	13.471	1:13.994	6	15.267	1:15.001
117	11.169	1:13.837	117	12.111	1:13.606	117	13.494	1:14.109	117	15.860	1:14.739	60	17.032	1:13.672
60	13.130	1:13.872	60	13.880	1:13.414	60	14.731	1:13.577	60	15.976	1:13.618	117	17.570	1:14.326
101	14.219	1:14.017	101	15.043	1:13.488	101	15.945	1:13.628	101	17.031	1:13.459	69	18.628	1:13.790
69	14.460	1:13.720	69	15.402	1:13.606	69	16.285	1:13.609	69	17.454	1:13.542	8	19.811	1:14.011
8	14.899	1:14.274	8	16.049	1:13.814	8	16.833	1:13.510	8	18.416	1:13.956	101	19.877	1:15.462
25	23.568	1:14.419	25	25.175	1:14.271	25	26.838	1:14.389	25	29.127	1:14.662	25	30.414	1:13.903
37	3 Laps	1:12.161	37	3 Laps	1:12.333	37	3 Laps	1:12.370	37	3 Laps	1:12.575	37	3 Laps	1:12.071
43	54.435	1:12.841	43	54.494	1:12.723	43	54.280	1:12.512	43	54.214	1:12.307	43	53.569	1:11.971

Weather / Track : Cloudy / Dry

Results can be found at www.tsl-timing.com

Page 2 of 4

Silverstone National
 Circuit Length = 1.6404 miles
 Start: 15:57 Flag 16:18 End: 16:19

Printed - 16:20 Saturday, 27 May 2017

BRSCC Race Weekend - Silverstone National - 27th/28th May 2017

BRSCC Mazda MX5 Championship

RACE 7 - 2A - LAP CHART

LAP 11 @ 16:11:05.727			LAP 12 @ 16:12:18.568			LAP 13 @ 16:13:31.632			LAP 14 @ 16:14:44.247			LAP 15 @ 16:15:57.128		
NO	BEHIND	LAP TIME	NO	BEHIND	LAP TIME	NO	BEHIND	LAP TIME	NO	BEHIND	LAP TIME	NO	BEHIND	LAP TIME
36		1:12.326	72		1:12.695	72		1:13.064	72		1:12.615	72		1:12.881
72	0.146	1:12.397	23	0.248	1:12.712	23	0.170	1:12.986	23	0.171	1:12.616	23	0.214	1:12.924
23	0.377	1:12.362	36	0.466	1:13.307	36	0.644	1:13.242	36	0.440	1:12.411	36	0.453	1:12.894
15	1.853	1:12.556	33	2.592	1:12.799	33	2.651	1:13.123	33	2.822	1:12.786	33	2.980	1:13.039
83	1.999	1:12.610	83	2.990	1:13.832	83	2.946	1:13.020	15	3.273	1:12.524	15	3.319	1:12.927
88	2.305	1:12.423	15	3.896	1:14.884	15	3.364	1:12.532	83	3.564	1:13.233	83	3.497	1:12.814
33	2.634	1:12.273	107	4.151	1:13.419	107	3.604	1:12.517	107	3.758	1:12.769	107	3.936	1:13.059
91	3.189	1:12.977	91	4.158	1:13.810	91	4.855	1:13.761	68	5.882	1:13.466	68	5.879	1:12.878
94	3.553	1:13.075	105	4.353	1:13.128	94	4.872	1:13.417	105	6.205	1:13.771	105	6.282	1:12.958
107	3.573	1:12.910	94	4.519	1:13.807	68	5.031	1:12.882	91	6.567	1:14.327	94	6.472	1:12.666
68	3.768	1:12.624	68	5.213	1:14.286	105	5.049	1:13.760	94	6.687	1:14.430	91	7.017	1:13.331
105	4.066	1:12.646	88	6.582	1:17.118	88	6.079	1:12.561	88	8.724	1:15.260	88	8.813	1:12.970
175	11.000	1:13.142	175	11.280	1:13.121	175	11.328	1:13.112	175	11.747	1:13.034	175	12.111	1:13.245
20	11.820	1:13.487	41	12.499	1:13.440	41	12.451	1:13.016	41	12.834	1:12.998	41	13.225	1:13.272
41	11.900	1:13.105	20	13.274	1:14.295	20	13.657	1:13.447	99	14.538	1:13.370	20	15.729	1:13.974
99	12.135	1:13.656	99	13.514	1:14.220	99	13.783	1:13.333	20	14.636	1:13.594	99	15.940	1:14.283
5	12.973	1:13.751	5	13.975	1:13.843	5	14.372	1:13.461	5	15.057	1:13.300	5	16.100	1:13.924
29	17.026	1:14.185	29	19.037	1:14.852	60	20.621	1:14.636	60	21.995	1:13.989	6	23.705	1:14.248
6	17.096	1:14.155	60	19.049	1:13.742	6	21.395	1:15.265	69	22.241	1:13.358	29	24.238	1:13.988
60	18.148	1:13.442	6	19.194	1:14.939	69	21.498	1:14.643	6	22.338	1:13.558	69	24.343	1:14.983
117	18.789	1:13.545	117	19.775	1:13.827	29	21.777	1:15.804	29	23.131	1:13.969	117	24.855	1:14.219
69	19.471	1:13.169	69	19.919	1:13.289	117	22.057	1:15.346	117	23.517	1:14.075	101	30.418	1:14.738
101	22.618	1:15.067	101	24.759	1:14.982	101	26.515	1:14.820	101	28.561	1:14.661	8	30.871	1:14.777
8	23.036	1:15.551	8	25.106	1:14.911	8	26.811	1:14.769	8	28.975	1:14.779	25	37.213	1:14.316
25	32.219	1:14.131	25	33.267	1:13.889	25	34.219	1:14.016	25	35.778	1:14.174	37	3 Laps	1:13.190
37	3 Laps	1:12.451	37	3 Laps	1:12.939	37	3 Laps	1:13.146	37	3 Laps	1:12.873	43	54.332	1:13.285
43	53.520	1:12.277	43	53.613	1:12.934	43	53.786	1:13.237	43	53.928	1:12.757			

Weather / Track : Cloudy / Dry

Silverstone National
 Circuit Length = 1.6404 miles
 Start: 15:57 Flag 16:18 End: 16:19

BRSCC Race Weekend - Silverstone National - 27th/28th May 2017

BRSCC Mazda MX5 Championship

RACE 7 - 2A - LAP CHART

LAP 16 @ 16:17:09.827			LAP 17 @ 16:18:22.719		
NO	BEHIND	LAP TIME	NO	BEHIND	LAP TIME
72		1:12.699	72		1:12.892
23	0.292	1:12.777	23	0.101	1:12.701
36	0.603	1:12.849	36	0.438	1:12.727
33	4.068	1:13.787	33	5.177	1:14.001
15	4.262	1:13.642	107	5.372	1:13.925
107	4.339	1:13.102	15	5.538	1:14.168
83	4.720	1:13.922	83	5.864	1:14.036
68	6.150	1:12.970	105	6.871	1:12.982
94	6.409	1:12.636	94	7.189	1:13.672
105	6.781	1:13.198	68	7.197	1:13.939
91	7.404	1:13.086	91	7.403	1:12.891
88	8.893	1:12.779	88	8.889	1:12.888
175	12.600	1:13.188	175	13.008	1:13.300
41	13.495	1:12.969	41	13.540	1:12.937
20	16.820	1:13.790	20	17.453	1:13.525
99	17.558	1:14.317	99	17.845	1:13.179
5	18.134	1:14.733	5	18.336	1:13.094
6	25.101	1:14.095	6	25.973	1:13.764
29	26.200	1:14.661	29	27.608	1:14.300
69	26.252	1:14.608	69	27.867	1:14.507
117	26.805	1:14.649	117	28.125	1:14.212
101	31.915	1:14.196	101	33.580	1:14.557
8	32.425	1:14.253	8	33.978	1:14.445
25	38.475	1:13.961	25	39.943	1:14.360
37	3 Laps	1:12.686	37	3 Laps	1:13.071
43	54.258	1:12.625	43	54.820	1:13.454

Weather / Track : Cloudy / Dry

Results can be found at www.tsl-timing.com

Page 4 of 4

Silverstone National
Circuit Length = 1.6404 miles
Start: 15:57 Flag 16:18 End: 16:19

Printed - 16:20 Saturday, 27 May 2017

BRSCC Race Weekend - Silverstone National - 27th/28th May 2017

BRSCC Mazda MX5 Championship

RACE 7 - 2A - LAP ANALYSIS

DIFF = Difference To Personal Best Lap

P1 72 Joshua JACKSON				
LAP	LAP TIME	DIFF	MPH	TIME OF DAY
1 -	1:17.529	5.310	76.17	15:58:59.033
2 -	1:12.876	0.657	81.03	16:00:11.909
3 -	1:12.667	0.448	81.27	16:01:24.576
4 -	1:12.710	0.491	81.22	16:02:37.286
5 -	1:13.758	1.539	80.06	16:03:51.044
6 -	1:12.850	0.631	81.06	16:05:03.894
7 -	1:12.219 (1)		81.77	16:06:16.113
8 -	1:12.507	0.288	81.44	16:07:28.620
9 -	1:12.386 (2)	0.167	81.58	16:08:41.006
10 -	1:12.470	0.251	81.49	16:09:53.476
11 -	1:12.397 (3)	0.178	81.57	16:11:05.873
12 -	1:12.695	0.476	81.23	16:12:18.568
13 -	1:13.064	0.845	80.82	16:13:31.632
14 -	1:12.615	0.396	81.32	16:14:44.247
15 -	1:12.881	0.662	81.03	16:15:57.128
16 -	1:12.699	0.480	81.23	16:17:09.827
17 -	1:12.892	0.673	81.01	16:18:22.719

P2 23 Martin TOLLEY (M)				
LAP	LAP TIME	DIFF	MPH	TIME OF DAY
1 -	1:18.316	6.264	75.40	15:58:59.820
2 -	1:12.566	0.514	81.38	16:00:12.386
3 -	1:12.338 (3)	0.286	81.63	16:01:24.724
4 -	1:13.123	1.071	80.76	16:02:37.847
5 -	1:13.448	1.396	80.40	16:03:51.295
6 -	1:12.160 (2)	0.108	81.84	16:05:03.455
7 -	1:12.912	0.860	80.99	16:06:16.367
8 -	1:12.874	0.822	81.03	16:07:29.241
9 -	1:12.052 (1)		81.96	16:08:41.293
10 -	1:12.449	0.397	81.51	16:09:53.742
11 -	1:12.362	0.310	81.61	16:11:06.104
12 -	1:12.712	0.660	81.21	16:12:18.816
13 -	1:12.986	0.934	80.91	16:13:31.802
14 -	1:12.616	0.564	81.32	16:14:44.418
15 -	1:12.924	0.872	80.98	16:15:57.342
16 -	1:12.777	0.725	81.14	16:17:10.119
17 -	1:12.701	0.649	81.23	16:18:22.820

P3 36 Samuel SMITH				
LAP	LAP TIME	DIFF	MPH	TIME OF DAY
1 -	1:17.024	4.698	76.67	15:58:58.528
2 -	1:12.701	0.375	81.23	16:00:11.229
3 -	1:12.768	0.442	81.15	16:01:23.997
4 -	1:13.197	0.871	80.68	16:02:37.194
5 -	1:13.429	1.103	80.42	16:03:50.623
6 -	1:12.399 (3)	0.073	81.57	16:05:03.022
7 -	1:12.664	0.338	81.27	16:06:15.686
8 -	1:12.726	0.400	81.20	16:07:28.412
9 -	1:12.373 (2)	0.047	81.60	16:08:40.785
10 -	1:12.616	0.290	81.32	16:09:53.401
11 -	1:12.326 (1)		81.65	16:11:05.727
12 -	1:13.307	0.981	80.56	16:12:19.034
13 -	1:13.242	0.916	80.63	16:13:32.276
14 -	1:12.411	0.085	81.55	16:14:44.687
15 -	1:12.894	0.568	81.01	16:15:57.581
16 -	1:12.849	0.523	81.06	16:17:10.430
17 -	1:12.727	0.401	81.20	16:18:23.157

DIFF = Difference To Personal Best Lap

P4 33 Jason GREATREX				
LAP	LAP TIME	DIFF	MPH	TIME OF DAY
1 -	1:18.235	5.962	75.48	15:58:59.739
2 -	1:13.316	1.043	80.55	16:00:13.055
3 -	1:12.324 (2)	0.051	81.65	16:01:25.379
4 -	1:13.063	0.790	80.82	16:02:38.442
5 -	1:14.208	1.935	79.58	16:03:52.650
6 -	1:12.627	0.354	81.31	16:05:05.277
7 -	1:12.934	0.661	80.97	16:06:18.211
8 -	1:12.447 (3)	0.174	81.51	16:07:30.658
9 -	1:12.933	0.660	80.97	16:08:43.591
10 -	1:12.497	0.224	81.46	16:09:56.088
11 -	1:12.273 (1)		81.71	16:11:08.361
12 -	1:12.799	0.526	81.12	16:12:21.160
13 -	1:13.123	0.850	80.76	16:13:34.283
14 -	1:12.786	0.513	81.13	16:14:47.069
15 -	1:13.039	0.766	80.85	16:16:00.108
16 -	1:13.787	1.514	80.03	16:17:13.895
17 -	1:14.001	1.728	79.80	16:18:27.896

P5 107 Sam BAILEY				
LAP	LAP TIME	DIFF	MPH	TIME OF DAY
1 -	1:18.991	6.894	74.76	15:59:00.495
2 -	1:14.674	2.577	79.08	16:00:15.169
3 -	1:12.321 (3)	0.224	81.65	16:01:27.490
4 -	1:12.264 (2)	0.167	81.72	16:02:39.754
5 -	1:13.122	1.025	80.76	16:03:52.876
6 -	1:12.772	0.675	81.15	16:05:05.648
7 -	1:13.388	1.291	80.47	16:06:19.036
8 -	1:12.097 (1)		81.91	16:07:31.133
9 -	1:12.803	0.706	81.11	16:08:43.936
10 -	1:12.454	0.357	81.50	16:09:56.390
11 -	1:12.910	0.813	80.99	16:11:09.300
12 -	1:13.419	1.322	80.43	16:12:22.719
13 -	1:12.517	0.420	81.43	16:13:35.236
14 -	1:12.769	0.672	81.15	16:14:48.005
15 -	1:13.059	0.962	80.83	16:16:01.064
16 -	1:13.102	1.005	80.78	16:17:14.166
17 -	1:13.925	1.828	79.88	16:18:28.091

P6 15 John LANGRIDGE				
LAP	LAP TIME	DIFF	MPH	TIME OF DAY
1 -	1:18.613	6.258	75.12	15:59:00.117
2 -	1:14.054	1.699	79.74	16:00:14.171
3 -	1:12.457 (3)	0.102	81.50	16:01:26.628
4 -	1:12.355 (1)		81.62	16:02:38.983
5 -	1:12.765	0.410	81.16	16:03:51.748
6 -	1:12.435 (2)	0.080	81.53	16:05:04.183
7 -	1:12.652	0.297	81.28	16:06:16.835
8 -	1:12.812	0.457	81.10	16:07:29.647
9 -	1:12.654	0.299	81.28	16:08:42.301
10 -	1:12.723	0.368	81.20	16:09:55.024
11 -	1:12.556	0.201	81.39	16:11:07.580
12 -	1:14.884	2.529	78.86	16:12:22.464
13 -	1:12.532	0.177	81.42	16:13:34.996
14 -	1:12.524	0.169	81.43	16:14:47.520
15 -	1:12.927	0.572	80.98	16:16:00.447
16 -	1:13.642	1.287	80.19	16:17:14.089
17 -	1:14.168	1.813	79.62	16:18:28.257

Weather / Track : Cloudy / Dry

Silverstone National
Circuit Length = 1.6404 miles
Start: 15:57 Flag 16:18 End: 16:19

BRSCC Race Weekend - Silverstone National - 27th/28th May 2017

BRSCC Mazda MX5 Championship

RACE 7 - 2A - LAP ANALYSIS

DIFF = Difference To Personal Best Lap

P7 83 Brian TROTT				
LAP	LAP TIME	DIFF	MPH	TIME OF DAY
1 -	1:18.601	6.255	75.13	15:59:00.105
2 -	1:14.205	1.859	79.58	16:00:14.310
3 -	1:12.524	0.178	81.43	16:01:26.834
4 -	1:12.346 (1)		81.63	16:02:39.180
5 -	1:12.847	0.501	81.06	16:03:52.027
6 -	1:12.470 (2)	0.124	81.49	16:05:04.497
7 -	1:12.507 (3)	0.161	81.44	16:06:17.004
8 -	1:12.863	0.517	81.05	16:07:29.867
9 -	1:12.659	0.313	81.27	16:08:42.526
10 -	1:12.590	0.244	81.35	16:09:55.116
11 -	1:12.610	0.264	81.33	16:11:07.726
12 -	1:13.832	1.486	79.98	16:12:21.558
13 -	1:13.020	0.674	80.87	16:13:34.578
14 -	1:13.233	0.887	80.64	16:14:47.811
15 -	1:12.814	0.468	81.10	16:16:00.625
16 -	1:13.922	1.576	79.89	16:17:14.547
17 -	1:14.036	1.690	79.76	16:18:28.583

P8 105 Roger CHESNEAU				
LAP	LAP TIME	DIFF	MPH	TIME OF DAY
1 -	1:19.264	6.858	74.50	15:59:00.768
2 -	1:14.702	2.296	79.05	16:00:15.470
3 -	1:12.585 (3)	0.179	81.36	16:01:28.055
4 -	1:13.021	0.615	80.87	16:02:41.076
5 -	1:12.802	0.396	81.11	16:03:53.878
6 -	1:12.464 (2)	0.058	81.49	16:05:06.342
7 -	1:13.030	0.624	80.86	16:06:19.372
8 -	1:12.406 (1)		81.56	16:07:31.778
9 -	1:12.695	0.289	81.23	16:08:44.473
10 -	1:12.674	0.268	81.26	16:09:57.147
11 -	1:12.646	0.240	81.29	16:11:09.793
12 -	1:13.128	0.722	80.75	16:12:22.921
13 -	1:13.760	1.354	80.06	16:13:36.681
14 -	1:13.771	1.365	80.05	16:14:50.452
15 -	1:12.958	0.552	80.94	16:16:03.410
16 -	1:13.198	0.792	80.68	16:17:16.608
17 -	1:12.982	0.576	80.91	16:18:29.590

P9 94 Charlie BURGE				
LAP	LAP TIME	DIFF	MPH	TIME OF DAY
1 -	1:18.156	5.844	75.56	15:58:59.660
2 -	1:13.001	0.689	80.89	16:00:12.661
3 -	1:12.312 (1)		81.66	16:01:24.973
4 -	1:12.888	0.576	81.02	16:02:37.861
5 -	1:13.580	1.268	80.26	16:03:51.441
6 -	1:13.029	0.717	80.86	16:05:04.470
7 -	1:12.770	0.458	81.15	16:06:17.240
8 -	1:13.052	0.740	80.84	16:07:30.292
9 -	1:12.567 (2)	0.255	81.38	16:08:42.859
10 -	1:13.346	1.034	80.51	16:09:56.205
11 -	1:13.075	0.763	80.81	16:11:09.280
12 -	1:13.807	1.495	80.01	16:12:23.087
13 -	1:13.417	1.105	80.44	16:13:36.504
14 -	1:14.430	2.118	79.34	16:14:50.934
15 -	1:12.666	0.354	81.27	16:16:03.600
16 -	1:12.636 (3)	0.324	81.30	16:17:16.236
17 -	1:13.672	1.360	80.16	16:18:29.908

DIFF = Difference To Personal Best Lap

P10 68 Paul TUCKER (M)				
LAP	LAP TIME	DIFF	MPH	TIME OF DAY
1 -	1:18.684	6.658	75.05	15:59:00.188
2 -	1:13.461	1.435	80.39	16:00:13.649
3 -	1:12.567	0.541	81.38	16:01:26.216
4 -	1:12.415 (2)	0.389	81.55	16:02:38.631
5 -	1:13.813	1.787	80.00	16:03:52.444
6 -	1:12.476 (3)	0.450	81.48	16:05:04.920
7 -	1:13.723	1.697	80.10	16:06:18.643
8 -	1:12.026 (1)		81.99	16:07:30.669
9 -	1:13.365	1.339	80.49	16:08:44.034
10 -	1:12.837	0.811	81.08	16:09:56.871
11 -	1:12.624	0.598	81.31	16:11:09.495
12 -	1:14.286	2.260	79.49	16:12:23.781
13 -	1:12.882	0.856	81.03	16:13:36.663
14 -	1:13.466	1.440	80.38	16:14:50.129
15 -	1:12.878	0.852	81.03	16:16:03.007
16 -	1:12.970	0.944	80.93	16:17:15.977
17 -	1:13.939	1.913	79.87	16:18:29.916

P11 91 Jack SYCAMORE				
LAP	LAP TIME	DIFF	MPH	TIME OF DAY
1 -	1:17.759	5.415	75.94	15:58:59.263
2 -	1:12.344 (1)		81.63	16:00:11.607
3 -	1:12.609 (3)	0.265	81.33	16:01:24.216
4 -	1:13.397	1.053	80.46	16:02:37.613
5 -	1:13.342	0.998	80.52	16:03:50.955
6 -	1:12.412 (2)	0.068	81.55	16:05:03.367
7 -	1:12.647	0.303	81.29	16:06:16.014
8 -	1:13.366	1.022	80.49	16:07:29.380
9 -	1:13.387	1.043	80.47	16:08:42.767
10 -	1:13.172	0.828	80.70	16:09:55.939
11 -	1:12.977	0.633	80.92	16:11:08.916
12 -	1:13.810	1.466	80.01	16:12:22.726
13 -	1:13.761	1.417	80.06	16:13:36.487
14 -	1:14.327	1.983	79.45	16:14:50.814
15 -	1:13.331	0.987	80.53	16:16:04.145
16 -	1:13.086	0.742	80.80	16:17:17.231
17 -	1:12.891	0.547	81.02	16:18:30.122

P12 88 Stuart SYMONDS				
LAP	LAP TIME	DIFF	MPH	TIME OF DAY
1 -	1:20.072	7.867	73.75	15:59:01.576
2 -	1:13.409	1.204	80.44	16:00:14.985
3 -	1:12.256 (2)	0.051	81.73	16:01:27.241
4 -	1:12.358 (3)	0.153	81.61	16:02:39.599
5 -	1:12.755	0.550	81.17	16:03:52.354
6 -	1:12.442	0.237	81.52	16:05:04.796
7 -	1:13.082	0.877	80.80	16:06:17.878
8 -	1:12.450	0.245	81.51	16:07:30.328
9 -	1:13.076	0.871	80.81	16:08:43.404
10 -	1:12.205 (1)		81.79	16:09:55.609
11 -	1:12.423	0.218	81.54	16:11:08.032
12 -	1:17.118	4.913	76.57	16:12:25.150
13 -	1:12.561	0.356	81.38	16:13:37.711
14 -	1:15.260	3.055	78.47	16:14:52.971
15 -	1:12.970	0.765	80.93	16:16:05.941
16 -	1:12.779	0.574	81.14	16:17:18.720
17 -	1:12.888	0.683	81.02	16:18:31.608

Weather / Track : Cloudy / Dry

Silverstone National

Circuit Length = 1.6404 miles

Start: 15:57 Flag 16:18 End: 16:19

BRSCC Race Weekend - Silverstone National - 27th/28th May 2017

BRSCC Mazda MX5 Championship

RACE 7 - 2A - LAP ANALYSIS

DIFF = Difference To Personal Best Lap

P13 175 Patrick LAY				
LAP	LAP TIME	DIFF	MPH	TIME OF DAY
1 -	1:20.659	7.779	73.21	15:59:02.163
2 -	1:14.130	1.250	79.66	16:00:16.293
3 -	1:14.690	1.810	79.06	16:01:30.983
4 -	1:12.880 (1)		81.03	16:02:43.863
5 -	1:13.297	0.417	80.57	16:03:57.160
6 -	1:13.099 (3)	0.219	80.79	16:05:10.259
7 -	1:13.193	0.313	80.68	16:06:23.452
8 -	1:13.192	0.312	80.68	16:07:36.644
9 -	1:13.378	0.498	80.48	16:08:50.022
10 -	1:13.563	0.683	80.28	16:10:03.585
11 -	1:13.142	0.262	80.74	16:11:16.727
12 -	1:13.121	0.241	80.76	16:12:29.848
13 -	1:13.112	0.232	80.77	16:13:42.960
14 -	1:13.034 (2)	0.154	80.86	16:14:55.994
15 -	1:13.245	0.365	80.62	16:16:09.239
16 -	1:13.188	0.308	80.69	16:17:22.427
17 -	1:13.300	0.420	80.56	16:18:35.727

P14 41 Kevin BRENT (M)				
LAP	LAP TIME	DIFF	MPH	TIME OF DAY
1 -	1:20.966	8.103	72.94	15:59:02.470
2 -	1:14.029	1.166	79.77	16:00:16.499
3 -	1:14.007	1.144	79.79	16:01:30.506
4 -	1:13.136	0.273	80.74	16:02:43.642
5 -	1:13.383	0.520	80.47	16:03:57.025
6 -	1:14.175	1.312	79.61	16:05:11.200
7 -	1:13.170	0.307	80.71	16:06:24.370
8 -	1:12.863 (1)		81.05	16:07:37.233
9 -	1:13.137	0.274	80.74	16:08:50.370
10 -	1:14.152	1.289	79.64	16:10:04.522
11 -	1:13.105	0.242	80.78	16:11:17.627
12 -	1:13.440	0.577	80.41	16:12:31.067
13 -	1:13.016	0.153	80.88	16:13:44.083
14 -	1:12.998	0.135	80.90	16:14:57.081
15 -	1:13.272	0.409	80.59	16:16:10.353
16 -	1:12.969 (3)	0.106	80.93	16:17:23.322
17 -	1:12.937 (2)	0.074	80.96	16:18:36.259

P15 20 Paul MAGUIRE				
LAP	LAP TIME	DIFF	MPH	TIME OF DAY
1 -	1:20.415	7.613	73.43	15:59:01.919
2 -	1:14.236	1.434	79.55	16:00:16.155
3 -	1:13.455	0.653	80.39	16:01:29.610
4 -	1:13.443	0.641	80.41	16:02:43.053
5 -	1:13.324 (3)	0.522	80.54	16:03:56.377
6 -	1:14.099	1.297	79.69	16:05:10.476
7 -	1:13.442	0.640	80.41	16:06:23.918
8 -	1:12.802 (1)		81.11	16:07:36.720
9 -	1:13.159 (2)	0.357	80.72	16:08:49.879
10 -	1:14.181	1.379	79.61	16:10:04.060
11 -	1:13.487	0.685	80.36	16:11:17.547
12 -	1:14.295	1.493	79.48	16:12:31.842
13 -	1:13.447	0.645	80.40	16:13:45.289
14 -	1:13.594	0.792	80.24	16:14:58.883
15 -	1:13.974	1.172	79.83	16:16:12.857
16 -	1:13.790	0.988	80.03	16:17:26.647
17 -	1:13.525	0.723	80.32	16:18:40.172

DIFF = Difference To Personal Best Lap

P16 99 Patrick COLLINS (M)				
LAP	LAP TIME	DIFF	MPH	TIME OF DAY
1 -	1:19.740	6.793	74.06	15:59:01.244
2 -	1:14.714	1.767	79.04	16:00:15.958
3 -	1:13.091 (2)	0.144	80.79	16:01:29.049
4 -	1:13.812	0.865	80.00	16:02:42.861
5 -	1:13.618	0.671	80.22	16:03:56.479
6 -	1:14.811	1.864	78.94	16:05:11.290
7 -	1:13.284	0.337	80.58	16:06:24.574
8 -	1:12.947 (1)		80.95	16:07:37.521
9 -	1:13.116 (3)	0.169	80.77	16:08:50.637
10 -	1:13.569	0.622	80.27	16:10:04.206
11 -	1:13.656	0.709	80.17	16:11:17.862
12 -	1:14.220	1.273	79.56	16:12:32.082
13 -	1:13.333	0.386	80.53	16:13:45.415
14 -	1:13.370	0.423	80.49	16:14:58.785
15 -	1:14.283	1.336	79.50	16:16:13.068
16 -	1:14.317	1.370	79.46	16:17:27.385
17 -	1:13.179	0.232	80.70	16:18:40.564

P17 5 Richard COLLINS (M)				
LAP	LAP TIME	DIFF	MPH	TIME OF DAY
1 -	1:21.531	8.559	72.43	15:59:03.035
2 -	1:13.794	0.822	80.02	16:00:16.829
3 -	1:14.197	1.225	79.59	16:01:31.026
4 -	1:13.885	0.913	79.93	16:02:44.911
5 -	1:13.565	0.593	80.27	16:03:58.476
6 -	1:13.314	0.342	80.55	16:05:11.790
7 -	1:13.146 (3)	0.174	80.73	16:06:24.936
8 -	1:12.972 (1)		80.93	16:07:37.908
9 -	1:13.304	0.332	80.56	16:08:51.212
10 -	1:13.737	0.765	80.09	16:10:04.949
11 -	1:13.751	0.779	80.07	16:11:18.700
12 -	1:13.843	0.871	79.97	16:12:32.543
13 -	1:13.461	0.489	80.39	16:13:46.004
14 -	1:13.300	0.328	80.56	16:14:59.304
15 -	1:13.924	0.952	79.88	16:16:13.228
16 -	1:14.733	1.761	79.02	16:17:27.961
17 -	1:13.094 (2)	0.122	80.79	16:18:41.055

P18 6 Jack WARRY				
LAP	LAP TIME	DIFF	MPH	TIME OF DAY
1 -	1:19.437	6.151	74.34	15:59:00.941
2 -	1:15.650	2.364	78.06	16:00:16.591
3 -	1:14.574	1.288	79.19	16:01:31.165
4 -	1:13.932	0.646	79.87	16:02:45.097
5 -	1:13.985	0.699	79.82	16:03:59.082
6 -	1:14.335	1.049	79.44	16:05:13.417
7 -	1:13.651	0.365	80.18	16:06:27.068
8 -	1:13.286 (1)		80.58	16:07:40.354
9 -	1:13.313 (2)	0.027	80.55	16:08:53.667
10 -	1:15.001	1.715	78.74	16:10:08.668
11 -	1:14.155	0.869	79.63	16:11:22.823
12 -	1:14.939	1.653	78.80	16:12:37.762
13 -	1:15.265	1.979	78.46	16:13:53.027
14 -	1:13.558 (3)	0.272	80.28	16:15:06.585
15 -	1:14.248	0.962	79.53	16:16:20.833
16 -	1:14.095	0.809	79.70	16:17:34.928
17 -	1:13.764	0.478	80.06	16:18:48.692

Weather / Track : Cloudy / Dry

Silverstone National

Circuit Length = 1.6404 miles

Start: 15:57 Flag 16:18 End: 16:19

BRSCC Race Weekend - Silverstone National - 27th/28th May 2017

BRSCC Mazda MX5 Championship

RACE 7 - 2A - LAP ANALYSIS

DIFF = Difference To Personal Best Lap

P19 29 Adam CRAIG				
LAP	LAP TIME	DIFF	MPH	TIME OF DAY
1 -	1:22.374	9.311	71.69	15:59:03.878
2 -	1:14.253	1.190	79.53	16:00:18.131
3 -	1:13.738	0.675	80.08	16:01:31.869
4 -	1:13.681	0.618	80.15	16:02:45.550
5 -	1:13.470 (3)	0.407	80.38	16:03:59.020
6 -	1:14.861	1.798	78.88	16:05:13.881
7 -	1:13.063 (1)		80.82	16:06:26.944
8 -	1:13.318 (2)	0.255	80.54	16:07:40.262
9 -	1:13.994	0.931	79.81	16:08:54.256
10 -	1:14.312	1.249	79.47	16:10:08.568
11 -	1:14.185	1.122	79.60	16:11:22.753
12 -	1:14.852	1.789	78.89	16:12:37.605
13 -	1:15.804	2.741	77.90	16:13:53.409
14 -	1:13.969	0.906	79.83	16:15:07.378
15 -	1:13.988	0.925	79.81	16:16:21.366
16 -	1:14.661	1.598	79.09	16:17:36.027
17 -	1:14.300	1.237	79.48	16:18:50.327

P20 69 Sam GENDY				
LAP	LAP TIME	DIFF	MPH	TIME OF DAY
1 -	1:23.339	10.170	70.86	15:59:04.843
2 -	1:14.278	1.109	79.50	16:00:19.121
3 -	1:13.913	0.744	79.90	16:01:33.034
4 -	1:17.343	4.174	76.35	16:02:50.377
5 -	1:13.385	0.216	80.47	16:04:03.762
6 -	1:13.720	0.551	80.10	16:05:17.482
7 -	1:13.606	0.437	80.23	16:06:31.088
8 -	1:13.609	0.440	80.23	16:07:44.697
9 -	1:13.542	0.373	80.30	16:08:58.239
10 -	1:13.790	0.621	80.03	16:10:12.029
11 -	1:13.169 (1)		80.71	16:11:25.198
12 -	1:13.289 (2)	0.120	80.58	16:12:38.487
13 -	1:14.643	1.474	79.11	16:13:53.130
14 -	1:13.358 (3)	0.189	80.50	16:15:06.488
15 -	1:14.983	1.814	78.76	16:16:21.471
16 -	1:14.608	1.439	79.15	16:17:36.079
17 -	1:14.507	1.338	79.26	16:18:50.586

P21 117 Michael CLOSE				
LAP	LAP TIME	DIFF	MPH	TIME OF DAY
1 -	1:22.583	9.038	71.51	15:59:04.087
2 -	1:14.056	0.511	79.74	16:00:18.143
3 -	1:14.583	1.038	79.18	16:01:32.726
4 -	1:13.899	0.354	79.91	16:02:46.625
5 -	1:13.729 (3)	0.184	80.09	16:04:00.354
6 -	1:13.837	0.292	79.98	16:05:14.191
7 -	1:13.606 (2)	0.061	80.23	16:06:27.797
8 -	1:14.109	0.564	79.68	16:07:41.906
9 -	1:14.739	1.194	79.01	16:08:56.645
10 -	1:14.326	0.781	79.45	16:10:10.971
11 -	1:13.545 (1)		80.30	16:11:24.516
12 -	1:13.827	0.282	79.99	16:12:38.343
13 -	1:15.346	1.801	78.38	16:13:53.689
14 -	1:14.075	0.530	79.72	16:15:07.764
15 -	1:14.219	0.674	79.57	16:16:21.983
16 -	1:14.649	1.104	79.11	16:17:36.632
17 -	1:14.212	0.667	79.57	16:18:50.844

DIFF = Difference To Personal Best Lap

P22 101 Simon WOODS (M)				
LAP	LAP TIME	DIFF	MPH	TIME OF DAY
1 -	1:24.412	10.953	69.96	15:59:05.916
2 -	1:14.180	0.721	79.61	16:00:20.096
3 -	1:13.820	0.361	80.00	16:01:33.916
4 -	1:15.642	2.183	78.07	16:02:49.558
5 -	1:13.666	0.207	80.16	16:04:03.224
6 -	1:14.017	0.558	79.78	16:05:17.241
7 -	1:13.488 (2)	0.029	80.36	16:06:30.729
8 -	1:13.628 (3)	0.169	80.20	16:07:44.357
9 -	1:13.459 (1)		80.39	16:08:57.816
10 -	1:15.462	2.003	78.26	16:10:13.278
11 -	1:15.067	1.608	78.67	16:11:28.345
12 -	1:14.982	1.523	78.76	16:12:43.327
13 -	1:14.820	1.361	78.93	16:13:58.147
14 -	1:14.661	1.202	79.09	16:15:12.808
15 -	1:14.738	1.279	79.01	16:16:27.546
16 -	1:14.196	0.737	79.59	16:17:41.742
17 -	1:14.557	1.098	79.21	16:18:56.299

P23 8 Michael FISK				
LAP	LAP TIME	DIFF	MPH	TIME OF DAY
1 -	1:23.629	10.119	70.61	15:59:05.133
2 -	1:14.916	1.406	78.83	16:00:20.049
3 -	1:14.259	0.749	79.52	16:01:34.308
4 -	1:15.605	2.095	78.11	16:02:49.913
5 -	1:13.734 (2)	0.224	80.09	16:04:03.647
6 -	1:14.274	0.764	79.51	16:05:17.921
7 -	1:13.814 (3)	0.304	80.00	16:06:31.735
8 -	1:13.510 (1)		80.33	16:07:45.245
9 -	1:13.956	0.446	79.85	16:08:59.201
10 -	1:14.011	0.501	79.79	16:10:13.212
11 -	1:15.551	2.041	78.16	16:11:28.763
12 -	1:14.911	1.401	78.83	16:12:43.674
13 -	1:14.769	1.259	78.98	16:13:58.443
14 -	1:14.779	1.269	78.97	16:15:13.222
15 -	1:14.777	1.267	78.97	16:16:27.999
16 -	1:14.253	0.743	79.53	16:17:42.252
17 -	1:14.445	0.935	79.32	16:18:56.697

P24 25 Ivan LEARY (M)				
LAP	LAP TIME	DIFF	MPH	TIME OF DAY
1 -	1:23.177	9.288	71.00	15:59:04.681
2 -	1:13.934 (3)	0.045	79.87	16:00:18.615
3 -	1:14.047	0.158	79.75	16:01:32.662
4 -	1:25.048	11.159	69.43	16:02:57.710
5 -	1:14.461	0.572	79.31	16:04:12.171
6 -	1:14.419	0.530	79.35	16:05:26.590
7 -	1:14.271	0.382	79.51	16:06:40.861
8 -	1:14.389	0.500	79.38	16:07:55.250
9 -	1:14.662	0.773	79.09	16:09:09.912
10 -	1:13.903 (2)	0.014	79.91	16:10:23.815
11 -	1:14.131	0.242	79.66	16:11:37.946
12 -	1:13.889 (1)		79.92	16:12:51.835
13 -	1:14.016	0.127	79.78	16:14:05.851
14 -	1:14.174	0.285	79.61	16:15:20.025
15 -	1:14.316	0.427	79.46	16:16:34.341
16 -	1:13.961	0.072	79.84	16:17:48.302
17 -	1:14.360	0.471	79.41	16:19:02.662

Weather / Track : Cloudy / Dry

Silverstone National
Circuit Length = 1.6404 miles
Start: 15:57 Flag 16:18 End: 16:19

BRSCC Race Weekend - Silverstone National - 27th/28th May 2017

BRSCC Mazda MX5 Championship

RACE 7 - 2A - LAP ANALYSIS

DIFF = Difference To Personal Best Lap

P25 43 Will BLACKWELL-CHAMBERS				
LAP	LAP TIME	DIFF	MPH	TIME OF DAY
1 -	1:18.334	6.363	75.39	15:58:59.838
2 -	1:24.507 P	12.536	69.88	16:00:24.345
3 -	1:54.230	42.259	51.69	16:02:18.575
4 -	1:13.218	1.247	80.65	16:03:31.793
5 -	1:12.823	0.852	81.09	16:04:44.616
6 -	1:12.841	0.870	81.07	16:05:57.457
7 -	1:12.723	0.752	81.20	16:07:10.180
8 -	1:12.512	0.541	81.44	16:08:22.692
9 -	1:12.307 (3)	0.336	81.67	16:09:34.999
10 -	1:11.971 (1)		82.05	16:10:46.970
11 -	1:12.277 (2)	0.306	81.70	16:11:59.247
12 -	1:12.934	0.963	80.97	16:13:12.181
13 -	1:13.237	1.266	80.63	16:14:25.418
14 -	1:12.757	0.786	81.16	16:15:38.175
15 -	1:13.285	1.314	80.58	16:16:51.460
16 -	1:12.625	0.654	81.31	16:18:04.085
17 -	1:13.454	1.483	80.39	16:19:17.539

P26 37 James HARRIS				
LAP	LAP TIME	DIFF	MPH	TIME OF DAY
1 -	5:51.830	4:40.038	16.78	16:03:33.334
2 -	1:11.792 (1)		82.26	16:04:45.126
3 -	1:12.161 (3)	0.369	81.84	16:05:57.287
4 -	1:12.333	0.541	81.64	16:07:09.620
5 -	1:12.370	0.578	81.60	16:08:21.990
6 -	1:12.575	0.783	81.37	16:09:34.565
7 -	1:12.071 (2)	0.279	81.94	16:10:46.636
8 -	1:12.451	0.659	81.51	16:11:59.087
9 -	1:12.939	1.147	80.96	16:13:12.026
10 -	1:13.146	1.354	80.73	16:14:25.172
11 -	1:12.873	1.081	81.04	16:15:38.045
12 -	1:13.190	1.398	80.68	16:16:51.235
13 -	1:12.686	0.894	81.24	16:18:03.921
14 -	1:13.071	1.279	80.82	16:19:16.992

P27 60 Nick LE DOYEN (M)				
LAP	LAP TIME	DIFF	MPH	TIME OF DAY
1 -	1:23.352	9.961	70.85	15:59:04.856
2 -	1:15.051	1.660	78.68	16:00:19.907
3 -	1:13.391 (1)		80.46	16:01:33.298
4 -	1:15.045	1.654	78.69	16:02:48.343
5 -	1:13.937	0.546	79.87	16:04:02.280
6 -	1:13.872	0.481	79.94	16:05:16.152
7 -	1:13.414 (2)	0.023	80.44	16:06:29.566
8 -	1:13.577	0.186	80.26	16:07:43.143
9 -	1:13.618	0.227	80.22	16:08:56.761
10 -	1:13.672	0.281	80.16	16:10:10.433
11 -	1:13.442 (3)	0.051	80.41	16:11:23.875
12 -	1:13.742	0.351	80.08	16:12:37.617
13 -	1:14.636	1.245	79.12	16:13:52.253
14 -	1:13.989	0.598	79.81	16:15:06.242

BRSCC Race Weekend - Silverstone National - 27th/28th May 2017



BRSCC Mazda MX5 Championship

RACE 8 - 2B - CLASSIFICATION

POS	NO	NAME	ENTRY	LAPS	TIME	GAP	DIFF	MPH	BEST	ON
1	80	Anthony HUTCHINS (M)	Mazda MX-5	16	19:52.469			79.23	1:13.675	5
2	16	Matt PICKFORD (M)	Mazda MX-5	16	19:53.229	0.760	0.760	79.18	1:13.786	13
3	19	Oliver ROBINSON (M)	Mazda MX-5	16	19:53.951	1.482	0.722	79.14	1:13.878	10
4	18	Clive POWLES (M)	Mazda MX-5	16	19:53.967	1.498	0.016	79.14	1:13.386	5
5	17	Russ LINDSAY (M)	Mazda MX-5	16	19:56.628	4.159	2.661	78.96	1:13.565	15
6	56*	Max NORFOLK	Mazda MX-5	16	19:57.021	4.552	0.393	78.93	1:12.805	12
7	40	Ben HANCY	Mazda MX-5	16	19:59.811	7.342	2.790	78.75	1:14.139	9
8	722	Alan HAWKINS (M)	Mazda MX-5	16	20:00.324	7.855	0.513	78.72	1:13.786	14
9	777	Courtney MILNES	Mazda MX-5	16	20:00.805	8.336	0.481	78.68	1:13.548	9
10	31	Bryn GRIFFITHS (M)	Mazda MX-5	16	20:05.038	12.569	4.233	78.41	1:14.206	5
11	30	Paul AUSTIN (M)	Mazda MX-5	16	20:05.616	13.147	0.578	78.37	1:14.244	5
12	74	Clive CHISNALL (M)	Mazda MX-5	16	20:11.676	19.207	6.060	77.98	1:14.194	14
13	7	Adrian BURGE (M)	Mazda MX-5	16	20:12.143	19.674	0.467	77.95	1:14.882	4
14	4	Adam REECE	Mazda MX-5	16	20:13.200	20.731	1.057	77.88	1:14.048	15
15	10	Teddy CLARK	Mazda MX-5	16	20:13.650	21.181	0.450	77.85	1:14.047	14
16	77	Stephen FODEN	Mazda MX-5	16	20:13.953	21.484	0.303	77.83	1:13.751	13
17	67	Simon ORANGE (M)	Mazda MX-5	16	20:17.278	24.809	3.325	77.62	1:14.049	7
18	52	Jon PETHICK	Mazda MX-5	16	20:18.413	25.944	1.135	77.55	1:14.680	15
19	34	Callum WARNER	Mazda MX-5	16	20:19.464	26.995	1.051	77.48	1:14.354	15
20	26	Charlie RAWLES	Mazda MX-5	16	20:20.980	28.511	1.516	77.38	1:14.418	13
21	90	Andrew BARRETT (M)	Mazda MX-5	16	20:21.963	29.494	0.983	77.32	1:14.906	16
22	291	Luke SOUCH	Mazda MX-5	16	20:33.896	41.427	11.933	76.57	1:15.348	3
23	53	Jonathan FIELDSEND (M)	Mazda MX-5	16	20:42.086	49.617	8.190	76.07	1:16.136	11
24	65	Joseph NEHORAI	Mazda MX-5	16	20:54.417	1:01.948	12.331	75.32	1:16.249	5
25	39	Bruce ROBINSON	Mazda MX-5	16	20:54.452	1:01.983	0.035	75.32	1:16.425	15
26	9	James LOVE	Mazda MX-5	16	20:58.893	1:06.424	4.441	75.05	1:17.547	14
27	66	Nick RILEY (M)	Mazda MX-5	13	20:12.566	3 Laps	3 Laps	63.31	1:15.343	13

FASTEST LAP

56	Max NORFOLK	Mazda MX-5	12	1:12.805	81.11 mph	130.54 kph
----	-------------	------------	----	----------	-----------	------------

* Car 56 - Still no working transponder, you must fix to be timed tomorrow.

Weather / Track : Bright / Dry

These results are provisional until the conclusion of any judicial and technical matters.

Silverstone National

Circuit Length = 1.6404 miles

Start: 16:55 Flag 17:15 End: 17:16

Clerk Of Course :

Timekeeper :

BRSCC Race Weekend - Silverstone National - 27th/28th May 2017

BRSCC Mazda MX5 Championship

RACE 8 - 2B - LAP CHART

LAP 1 @ 16:56:48.598			LAP 2 @ 16:58:03.036			LAP 3 @ 16:59:17.066			LAP 4 @ 17:00:31.495			LAP 5 @ 17:01:45.778		
NO	BEHIND	LAP TIME	NO	BEHIND	LAP TIME	NO	BEHIND	LAP TIME	NO	BEHIND	LAP TIME	NO	BEHIND	LAP TIME
16		1:17.334	16		1:14.438	16		1:14.030	16		1:14.429	16		1:14.283
722	0.339	1:17.673	19	1.381	1:15.043	19	1.669	1:14.318	19	1.650	1:14.410	18	1.140	1:13.386
80	0.402	1:17.736	80	1.571	1:15.607	80	2.139	1:14.598	18	2.037	1:14.314	19	1.404	1:14.037
19	0.776	1:18.110	777	1.999	1:15.400	18	2.152	1:14.057	80	2.466	1:14.756	80	1.858	1:13.675
777	1.037	1:18.371	722	2.031	1:16.130	722	2.303	1:14.302	722	2.990	1:15.116	722	3.036	1:14.329
40	1.279	1:18.613	40	2.117	1:15.276	56	2.508	1:14.412	56	3.130	1:15.051	56	3.137	1:14.290
18	1.541	1:18.875	18	2.125	1:15.022	40	2.893	1:14.806	40	3.271	1:14.807	777	3.360	1:14.108
56	2.271	1:19.605	56	2.126	1:14.293	777	3.197	1:15.228	777	3.535	1:14.767	40	3.571	1:14.583
30	4.360	1:21.694	30	4.716	1:14.794	30	5.720	1:15.034	17	6.488	1:14.457	17	6.199	1:13.994
7	6.111	1:23.445	17	6.262	1:14.374	17	6.460	1:14.228	30	6.829	1:15.538	30	6.790	1:14.244
17	6.326	1:23.660	7	6.929	1:15.256	7	8.333	1:15.434	31	8.394	1:14.359	31	8.317	1:14.206
52	6.612	1:23.946	31	7.463	1:14.525	31	8.464	1:15.031	7	8.786	1:14.882	7	9.456	1:14.953
90	6.929	1:24.263	90	8.068	1:15.577	90	9.250	1:15.212	90	10.072	1:15.251	90	11.589	1:15.800
31	7.376	1:24.710	52	8.621	1:16.447	52	9.727	1:15.136	52	10.397	1:15.099	52	12.421	1:16.307
65	8.215	1:25.549	34	10.521	1:16.620	34	11.375	1:14.884	34	11.530	1:14.584	74	12.791	1:14.879
34	8.339	1:25.673	74	10.658	1:16.418	74	11.721	1:15.093	74	12.195	1:14.903	34	12.826	1:15.579
74	8.678	1:26.012	65	11.108	1:17.331	10	12.851	1:15.709	10	12.731	1:14.309	10	12.879	1:14.431
53	8.886	1:26.220	10	11.172	1:16.370	65	13.417	1:16.339	67	14.320	1:14.590	67	14.758	1:14.721
10	9.240	1:26.574	67	12.612	1:15.446	4	14.048	1:15.201	4	14.479	1:14.860	4	14.982	1:14.786
291	9.534	1:26.868	53	12.749	1:18.301	67	14.159	1:15.577	65	15.263	1:16.275	65	17.229	1:16.249
39	10.197	1:27.531	4	12.877	1:14.724	291	14.790	1:15.348	26	17.382	1:16.314	26	18.458	1:15.359
9	10.661	1:27.995	291	13.472	1:18.376	53	15.323	1:16.604	291	18.042	1:17.681	291	20.622	1:16.863
77	10.801	1:28.135	39	13.774	1:18.015	26	15.497	1:15.689	53	18.615	1:17.721	77	20.753	1:15.566
67	11.604	1:28.938	26	13.838	1:16.218	39	17.341	1:17.597	77	19.470	1:14.666	53	21.071	1:16.739
26	12.058	1:29.392	9	15.445	1:19.222	9	19.083	1:17.668	39	20.790	1:17.878	39	24.835	1:18.328
4	12.591	1:29.925	77	18.631	1:22.268	77	19.233	1:14.632	9	23.644	1:18.990	9	28.011	1:18.650
66	1:02.321	2:19.655 P							66	2 Laps	3:40.368			

Weather / Track : Bright / Dry

BRSCC Race Weekend - Silverstone National - 27th/28th May 2017

BRSCC Mazda MX5 Championship

RACE 8 - 2B - LAP CHART

LAP 6 @ 17:03:00.644			LAP 7 @ 17:04:15.089			LAP 8 @ 17:05:29.154			LAP 9 @ 17:06:43.003			LAP 10 @ 17:07:57.350		
NO	BEHIND	LAP TIME	NO	BEHIND	LAP TIME	NO	BEHIND	LAP TIME	NO	BEHIND	LAP TIME	NO	BEHIND	LAP TIME
16		1:14.866	18		1:14.289	18		1:14.065	18		1:13.849	18		1:14.347
18	0.156	1:13.882	16	0.274	1:14.719	16	0.301	1:14.092	16	0.447	1:13.995	16	0.310	1:14.210
66	3 Laps	1:29.891	19	0.893	1:14.612	19	0.894	1:14.066	80	1.214	1:13.847	80	0.646	1:13.779
19	0.726	1:14.188	80	1.059	1:14.468	80	1.216	1:14.222	19	1.484	1:14.439	19	1.015	1:13.878
80	1.036	1:14.044	56	2.287	1:13.997	56	2.354	1:14.132	56	2.355	1:13.850	56	2.742	1:14.734
56	2.735	1:14.464	66	3 Laps	1:16.690	777	2.811	1:14.088	777	2.510	1:13.548	777	3.048	1:14.885
722	3.120	1:14.950	777	2.788	1:13.672	40	3.773	1:14.491	40	4.063	1:14.139	40	4.582	1:14.866
40	3.416	1:14.711	722	3.151	1:14.476	722	4.166	1:15.080	722	4.160	1:13.843	722	4.597	1:14.784
777	3.561	1:15.067	40	3.347	1:14.376	17	4.944	1:14.046	17	4.859	1:13.764	17	5.204	1:14.692
17	5.354	1:14.021	17	4.963	1:14.054	66	3 Laps	1:17.024	66	3 Laps	1:16.004	31	9.828	1:14.960
30	6.479	1:14.555	30	6.981	1:14.947	31	8.329	1:14.282	31	9.215	1:14.735	30	10.166	1:14.939
31	8.030	1:14.579	31	8.112	1:14.527	30	8.586	1:15.670	30	9.574	1:14.837	66	3 Laps	1:17.159
7	9.743	1:15.153	7	10.750	1:15.452	7	12.071	1:15.386	7	13.711	1:15.489	7	14.749	1:15.385
90	12.397	1:15.674	90	13.331	1:15.379	67	15.806	1:15.582	4	16.869	1:14.520	4	16.740	1:14.218
52	12.816	1:15.261	52	13.789	1:15.418	4	16.198	1:15.151	67	17.480	1:15.523	67	17.287	1:14.154
74	13.334	1:15.409	74	13.862	1:14.973	90	16.372	1:17.106	74	17.856	1:14.701	74	17.968	1:14.459
10	13.566	1:15.553	10	14.032	1:14.911	34	16.541	1:15.202	90	18.625	1:16.102	90	19.520	1:15.242
34	13.724	1:15.764	67	14.289	1:14.049	52	16.937	1:17.213	34	19.020	1:16.328	10	19.781	1:14.924
67	14.685	1:14.793	4	15.112	1:14.760	74	17.004	1:17.207	10	19.204	1:16.010	52	20.400	1:15.357
4	14.797	1:14.681	34	15.404	1:16.125	10	17.043	1:17.076	52	19.390	1:16.302	77	20.907	1:14.254
65	19.206	1:16.843	77	20.674	1:14.589	77	20.975	1:14.366	77	21.000	1:13.874	34	21.789	1:17.116
26	19.629	1:16.037	26	21.299	1:16.115	26	22.781	1:15.547	26	23.498	1:14.566	26	24.259	1:15.108
77	20.530	1:14.643	65	21.872	1:17.111	291	25.656	1:16.491	291	28.472	1:16.665	291	29.884	1:15.759
291	21.701	1:15.945	291	23.230	1:15.974	53	27.768	1:16.550	53	30.731	1:16.812	53	33.034	1:16.650
53	23.249	1:17.044	53	25.283	1:16.479	39	36.635	1:18.148	39	40.724	1:17.938	39	44.257	1:17.880
39	28.631	1:18.662	39	32.552	1:18.366	9	38.354	1:17.551	9	42.531	1:18.026	9	46.320	1:18.136
9	30.967	1:17.822	9	34.868	1:18.346	65	41.738	1:33.931	65	44.410	1:16.521	65	46.333	1:16.270

Weather / Track : Bright / Dry

BRSCC Race Weekend - Silverstone National - 27th/28th May 2017

BRSCC Mazda MX5 Championship

RACE 8 - 2B - LAP CHART

LAP 11 @ 17:09:12.073			LAP 12 @ 17:10:25.879			LAP 13 @ 17:11:40.051			LAP 14 @ 17:12:55.138			LAP 15 @ 17:14:09.841		
NO	BEHIND	LAP TIME	NO	BEHIND	LAP TIME	NO	BEHIND	LAP TIME	NO	BEHIND	LAP TIME	NO	BEHIND	LAP TIME
18		1:14.723	18		1:13.806	18		1:14.172	18		1:15.087	80		1:14.572
16	0.093	1:14.506	16	0.517	1:14.230	16	0.131	1:13.786	80	0.131	1:14.669	19	0.293	1:14.123
80	0.366	1:14.443	80	0.900	1:14.340	80	0.549	1:13.821	16	0.391	1:15.347	16	0.411	1:14.723
19	0.530	1:14.238	19	1.206	1:14.482	19	1.010	1:13.976	19	0.873	1:14.950	18	1.198	1:15.901
56	2.220	1:14.201	56	1.219	1:12.805	56	3.860	1:16.813	56	2.884	1:14.111	56	2.282	1:14.101
777	2.494	1:14.169	777	3.050	1:14.362	777	4.209	1:15.331	777	3.269	1:14.147	777	2.482	1:13.916
17	4.669	1:14.188	17	5.420	1:14.557	17	5.361	1:14.113	17	4.256	1:13.982	17	3.118	1:13.565
40	5.269	1:15.410	40	5.811	1:14.348	40	6.217	1:14.578	40	5.350	1:14.220	40	6.468	1:15.821
722	5.738	1:15.864	722	5.971	1:14.039	722	6.782	1:14.983	722	5.481	1:13.786	722	6.846	1:16.068
31	10.149	1:15.044	31	11.020	1:14.677	31	11.981	1:15.133	31	11.910	1:15.016	31	11.940	1:14.733
30	10.574	1:15.131	30	11.580	1:14.812	30	12.190	1:14.782	30	12.216	1:15.113	30	12.258	1:14.745
66	3 Laps	1:16.366	66	3 Laps	1:15.904	66	3 Laps	1:16.045	7	17.154	1:14.891	74	17.639	1:14.453
7	14.944	1:14.918	7	16.126	1:14.988	7	17.350	1:15.396	66	3 Laps	1:16.502	7	18.082	1:15.631
4	16.286	1:14.269	4	16.570	1:14.090	74	18.782	1:14.838	74	17.889	1:14.194	66	3 Laps	1:15.615
74	17.470	1:14.225	74	18.116	1:14.452	10	21.352	1:14.463	10	20.312	1:14.047	10	19.907	1:14.298
10	20.200	1:15.142	10	21.061	1:14.667	4	21.794	1:19.396	4	21.045	1:14.338	4	20.390	1:14.048
52	21.463	1:15.786	52	23.002	1:15.345	77	23.376	1:13.751	77	22.321	1:14.032	77	21.490	1:13.872
90	21.766	1:16.969	77	23.797	1:15.241	52	24.242	1:15.412	67	24.320	1:14.365	67	23.977	1:14.360
34	22.195	1:15.129	67	24.640	1:14.751	67	25.042	1:14.574	52	24.698	1:15.543	52	24.675	1:14.680
77	22.362	1:16.178	90	24.848	1:16.888	90	26.235	1:15.559	34	26.737	1:15.104	34	26.388	1:14.354
67	23.695	1:21.131	34	25.648	1:17.259	26	26.355	1:14.418	90	27.208	1:16.060	26	27.743	1:15.116
26	25.019	1:15.483	26	26.109	1:14.896	34	26.720	1:15.244	26	27.330	1:16.062	90	28.480	1:15.975
291	32.137	1:16.976	291	34.827	1:16.496	291	36.537	1:15.882	291	37.931	1:16.481	291	39.061	1:15.833
53	34.447	1:16.136	53	37.688	1:17.047	53	39.930	1:16.414	53	42.312	1:17.469	53	46.508	1:18.899
39	46.973	1:17.439	39	50.829	1:17.662	39	54.541	1:17.884	65	56.744	1:16.326	65	58.450	1:16.409
9	49.969	1:18.372	65	53.324	1:16.418	65	55.505	1:16.353	39	57.098	1:17.644	39	58.820	1:16.425
65	50.712	1:19.102	9	53.850	1:17.687	9	57.289	1:17.611	9	59.749	1:17.547	9	1:02.656	1:17.610

Weather / Track : Bright / Dry

BRSCC Race Weekend - Silverstone National - 27th/28th May 2017

BRSCC Mazda MX5 Championship

RACE 8 - 2B - LAP CHART

LAP 16 @ 17:15:23.733

NO	BEHIND	LAP TIME
80		1:13.892
16	0.760	1:14.241
19	1.482	1:15.081
18	1.498	1:14.192
17	4.159	1:14.933
56	4.552	1:16.162
40	7.342	1:14.766
722	7.855	1:14.901
777	8.336	1:19.746
31	12.569	1:14.521
30	13.147	1:14.781
74	19.207	1:15.460
7	19.674	1:15.484
66	3 Laps	1:15.343
4	20.731	1:14.233
10	21.181	1:15.166
77	21.484	1:13.886
67	24.809	1:14.724
52	25.944	1:15.161
34	26.995	1:14.499
26	28.511	1:14.660
90	29.494	1:14.906
291	41.427	1:16.258
53	49.617	1:17.001
65	1:01.948	1:17.390
39	1:01.983	1:17.055
9	1:06.424	1:17.660

Weather / Track : Bright / Dry

Results can be found at www.tsl-timing.com

Page 4 of 4

Silverstone National
Circuit Length = 1.6404 miles
Start: 16:55 Flag 17:15 End: 17:16

Printed - 17:19 Saturday, 27 May 2017

BRSCC Race Weekend - Silverstone National - 27th/28th May 2017

BRSCC Mazda MX5 Championship

RACE 8 - 2B - LAP ANALYSIS

DIFF = Difference To Personal Best Lap

P1 80 Anthony HUTCHINS (M)				
LAP	LAP TIME	DIFF	MPH	TIME OF DAY
1 -	1:17.736	4.061	75.97	16:56:49.000
2 -	1:15.607	1.932	78.11	16:58:04.607
3 -	1:14.598	0.923	79.16	16:59:19.205
4 -	1:14.756	1.081	78.99	17:00:33.961
5 -	1:13.675 (1)		80.15	17:01:47.636
6 -	1:14.044	0.369	79.75	17:03:01.680
7 -	1:14.468	0.793	79.30	17:04:16.148
8 -	1:14.222	0.547	79.56	17:05:30.370
9 -	1:13.847	0.172	79.97	17:06:44.217
10 -	1:13.779 (2)	0.104	80.04	17:07:57.996
11 -	1:14.443	0.768	79.33	17:09:12.439
12 -	1:14.340	0.665	79.44	17:10:26.779
13 -	1:13.821 (3)	0.146	79.99	17:11:40.600
14 -	1:14.669	0.994	79.09	17:12:55.269
15 -	1:14.572	0.897	79.19	17:14:09.841
16 -	1:13.892	0.217	79.92	17:15:23.733

P2 16 Matt PICKFORD (M)				
LAP	LAP TIME	DIFF	MPH	TIME OF DAY
1 -	1:17.334	3.548	76.36	16:56:48.598
2 -	1:14.438	0.652	79.33	16:58:03.036
3 -	1:14.030 (3)	0.244	79.77	16:59:17.066
4 -	1:14.429	0.643	79.34	17:00:31.495
5 -	1:14.283	0.497	79.50	17:01:45.778
6 -	1:14.866	1.080	78.88	17:03:00.644
7 -	1:14.719	0.933	79.03	17:04:15.363
8 -	1:14.092	0.306	79.70	17:05:29.455
9 -	1:13.995 (2)	0.209	79.81	17:06:43.450
10 -	1:14.210	0.424	79.58	17:07:57.660
11 -	1:14.506	0.720	79.26	17:09:12.166
12 -	1:14.230	0.444	79.55	17:10:26.396
13 -	1:13.786 (1)		80.03	17:11:40.182
14 -	1:15.347	1.561	78.37	17:12:55.529
15 -	1:14.723	0.937	79.03	17:14:10.252
16 -	1:14.241	0.455	79.54	17:15:24.493

P3 19 Oliver ROBINSON (M)				
LAP	LAP TIME	DIFF	MPH	TIME OF DAY
1 -	1:18.110	4.232	75.60	16:56:49.374
2 -	1:15.043	1.165	78.69	16:58:04.417
3 -	1:14.318	0.440	79.46	16:59:18.735
4 -	1:14.410	0.532	79.36	17:00:33.145
5 -	1:14.037 (3)	0.159	79.76	17:01:47.182
6 -	1:14.188	0.310	79.60	17:03:01.370
7 -	1:14.612	0.734	79.15	17:04:15.982
8 -	1:14.066	0.188	79.73	17:05:30.048
9 -	1:14.439	0.561	79.33	17:06:44.487
10 -	1:13.878 (1)		79.93	17:07:58.365
11 -	1:14.238	0.360	79.55	17:09:12.603
12 -	1:14.482	0.604	79.28	17:10:27.085
13 -	1:13.976 (2)	0.098	79.83	17:11:41.061
14 -	1:14.950	1.072	78.79	17:12:56.011
15 -	1:14.123	0.245	79.67	17:14:10.134
16 -	1:15.081	1.203	78.65	17:15:25.215

P4 18 Clive POWLES (M)				
LAP	LAP TIME	DIFF	MPH	TIME OF DAY
1 -	1:18.875	5.489	74.87	16:56:50.139
2 -	1:15.022	1.636	78.71	16:58:05.161

DIFF = Difference To Personal Best Lap

3 -	1:14.057	0.671	79.74	16:59:19.218
4 -	1:14.314	0.928	79.46	17:00:33.532
5 -	1:13.386 (1)		80.47	17:01:46.918
6 -	1:13.882	0.496	79.93	17:03:00.800
7 -	1:14.289	0.903	79.49	17:04:15.089
8 -	1:14.065	0.679	79.73	17:05:29.154
9 -	1:13.849 (3)	0.463	79.96	17:06:43.003
10 -	1:14.347	0.961	79.43	17:07:57.350
11 -	1:14.723	1.337	79.03	17:09:12.073
12 -	1:13.806 (2)	0.420	80.01	17:10:25.879
13 -	1:14.172	0.786	79.62	17:11:40.051
14 -	1:15.087	1.701	78.65	17:12:55.138
15 -	1:15.901	2.515	77.80	17:14:11.039
16 -	1:14.192	0.806	79.59	17:15:25.231

P5 17 Russ LINDSAY (M)				
LAP	LAP TIME	DIFF	MPH	TIME OF DAY
1 -	1:23.660	10.095	70.59	16:56:54.924
2 -	1:14.374	0.809	79.40	16:58:09.298
3 -	1:14.228	0.663	79.56	16:59:23.526
4 -	1:14.457	0.892	79.31	17:00:37.983
5 -	1:13.994	0.429	79.81	17:01:51.977
6 -	1:14.021	0.456	79.78	17:03:05.998
7 -	1:14.054	0.489	79.74	17:04:20.052
8 -	1:14.046	0.481	79.75	17:05:34.098
9 -	1:13.764 (2)	0.199	80.06	17:06:47.862
10 -	1:14.692	1.127	79.06	17:08:02.554
11 -	1:14.188	0.623	79.60	17:09:16.742
12 -	1:14.557	0.992	79.21	17:10:31.299
13 -	1:14.113	0.548	79.68	17:11:45.412
14 -	1:13.982 (3)	0.417	79.82	17:12:59.394
15 -	1:13.565 (1)		80.27	17:14:12.959
16 -	1:14.933	1.368	78.81	17:15:27.892

P6 56 Max NORFOLK				
LAP	LAP TIME	DIFF	MPH	TIME OF DAY
1 -	1:19.605	6.800	74.18	16:56:50.869
2 -	1:14.293	1.488	79.49	16:58:05.162
3 -	1:14.412	1.607	79.36	16:59:19.574
4 -	1:15.051	2.246	78.68	17:00:34.625
5 -	1:14.290	1.485	79.49	17:01:48.915
6 -	1:14.464	1.659	79.30	17:03:03.379
7 -	1:13.997 (3)	1.192	79.80	17:04:17.376
8 -	1:14.132	1.327	79.66	17:05:31.508
9 -	1:13.850 (2)	1.045	79.96	17:06:45.358
10 -	1:14.734	1.929	79.02	17:08:00.092
11 -	1:14.201	1.396	79.59	17:09:14.293
12 -	1:12.805 (1)		81.11	17:10:27.098
13 -	1:16.813	4.008	76.88	17:11:43.911
14 -	1:14.111	1.306	79.68	17:12:58.022
15 -	1:14.101	1.296	79.69	17:14:12.123
16 -	1:16.162	3.357	77.54	17:15:28.285

P7 40 Ben HANCY				
LAP	LAP TIME	DIFF	MPH	TIME OF DAY
1 -	1:18.613	4.474	75.12	16:56:49.877
2 -	1:15.276	1.137	78.45	16:58:05.153
3 -	1:14.806	0.667	78.94	16:59:19.959
4 -	1:14.807	0.668	78.94	17:00:34.766
5 -	1:14.583	0.444	79.18	17:01:49.349
6 -	1:14.711	0.572	79.04	17:03:04.060
7 -	1:14.376	0.237	79.40	17:04:18.436

Weather / Track : Bright / Dry

Silverstone National
Circuit Length = 1.6404 miles
Start: 16:55 Flag 17:15 End: 17:16

BRSCC Race Weekend - Silverstone National - 27th/28th May 2017

BRSCC Mazda MX5 Championship

RACE 8 - 2B - LAP ANALYSIS

DIFF = Difference To Personal Best Lap

8 -	1:14.491	0.352	79.28	17:05:32.927
9 -	1:14.139 (1)		79.65	17:06:47.066
10 -	1:14.866	0.727	78.88	17:08:01.932
11 -	1:15.410	1.271	78.31	17:09:17.342
12 -	1:14.348 (3)	0.209	79.43	17:10:31.690
13 -	1:14.578	0.439	79.18	17:11:46.268
14 -	1:14.220 (2)	0.081	79.56	17:13:00.488
15 -	1:15.821	1.682	77.88	17:14:16.309
16 -	1:14.766	0.627	78.98	17:15:31.075

P8 722 Alan HAWKINS (M)

LAP	LAP TIME	DIFF	MPH	TIME OF DAY
1 -	1:17.673	3.887	76.03	16:56:48.937
2 -	1:16.130	2.344	77.57	16:58:05.067
3 -	1:14.302	0.516	79.48	16:59:19.369
4 -	1:15.116	1.330	78.62	17:00:34.485
5 -	1:14.329	0.543	79.45	17:01:48.814
6 -	1:14.950	1.164	78.79	17:03:03.764
7 -	1:14.476	0.690	79.29	17:04:18.240
8 -	1:15.080	1.294	78.65	17:05:33.320
9 -	1:13.843 (2)	0.057	79.97	17:06:47.163
10 -	1:14.784	0.998	78.96	17:08:01.947
11 -	1:15.864	2.078	77.84	17:09:17.811
12 -	1:14.039 (3)	0.253	79.76	17:10:31.850
13 -	1:14.983	1.197	78.76	17:11:46.833
14 -	1:13.786 (1)		80.03	17:13:00.619
15 -	1:16.068	2.282	77.63	17:14:16.687
16 -	1:14.901	1.115	78.84	17:15:31.588

P9 777 Courtney MILNES

LAP	LAP TIME	DIFF	MPH	TIME OF DAY
1 -	1:18.371	4.823	75.35	16:56:49.635
2 -	1:15.400	1.852	78.32	16:58:05.035
3 -	1:15.228	1.680	78.50	16:59:20.263
4 -	1:14.767	1.219	78.98	17:00:35.030
5 -	1:14.108	0.560	79.69	17:01:49.138
6 -	1:15.067	1.519	78.67	17:03:04.205
7 -	1:13.672 (2)	0.124	80.16	17:04:17.877
8 -	1:14.088	0.540	79.71	17:05:31.965
9 -	1:13.548 (1)		80.29	17:06:45.513
10 -	1:14.885	1.337	78.86	17:08:00.398
11 -	1:14.169	0.621	79.62	17:09:14.567
12 -	1:14.362	0.814	79.41	17:10:28.929
13 -	1:15.331	1.783	78.39	17:11:44.260
14 -	1:14.147	0.599	79.64	17:12:58.407
15 -	1:13.916 (3)	0.368	79.89	17:14:12.323
16 -	1:19.746	6.198	74.05	17:15:32.069

P10 31 Bryn GRIFFITHS (M)

LAP	LAP TIME	DIFF	MPH	TIME OF DAY
1 -	1:24.710	10.504	69.71	16:56:55.974
2 -	1:14.525	0.319	79.24	16:58:10.499
3 -	1:15.031	0.825	78.70	16:59:25.530
4 -	1:14.359 (3)	0.153	79.42	17:00:39.889
5 -	1:14.206 (1)		79.58	17:01:54.095
6 -	1:14.579	0.373	79.18	17:03:08.674
7 -	1:14.527	0.321	79.24	17:04:23.201
8 -	1:14.282 (2)	0.076	79.50	17:05:37.483
9 -	1:14.735	0.529	79.02	17:06:52.218
10 -	1:14.960	0.754	78.78	17:08:07.178
11 -	1:15.044	0.838	78.69	17:09:22.222
12 -	1:14.677	0.471	79.08	17:10:36.899

DIFF = Difference To Personal Best Lap

13 -	1:15.133	0.927	78.60	17:11:52.032
14 -	1:15.016	0.810	78.72	17:13:07.048
15 -	1:14.733	0.527	79.02	17:14:21.781
16 -	1:14.521	0.315	79.24	17:15:36.302

P11 30 Paul AUSTIN (M)

LAP	LAP TIME	DIFF	MPH	TIME OF DAY
1 -	1:21.694	7.450	72.28	16:56:52.958
2 -	1:14.794	0.550	78.95	16:58:07.752
3 -	1:15.034	0.790	78.70	16:59:22.786
4 -	1:15.538	1.294	78.18	17:00:38.324
5 -	1:14.244 (1)		79.54	17:01:52.568
6 -	1:14.555 (2)	0.311	79.21	17:03:07.123
7 -	1:14.947	0.703	78.79	17:04:22.070
8 -	1:15.670	1.426	78.04	17:05:37.740
9 -	1:14.837	0.593	78.91	17:06:52.577
10 -	1:14.939	0.695	78.80	17:08:07.516
11 -	1:15.131	0.887	78.60	17:09:22.647
12 -	1:14.812	0.568	78.94	17:10:37.459
13 -	1:14.782	0.538	78.97	17:11:52.241
14 -	1:15.113	0.869	78.62	17:13:07.354
15 -	1:14.745 (3)	0.501	79.01	17:14:22.099
16 -	1:14.781	0.537	78.97	17:15:36.880

P12 74 Clive CHISNALL (M)

LAP	LAP TIME	DIFF	MPH	TIME OF DAY
1 -	1:26.012	11.818	68.66	16:56:57.276
2 -	1:16.418	2.224	77.28	16:58:13.694
3 -	1:15.093	0.899	78.64	16:59:28.787
4 -	1:14.903	0.709	78.84	17:00:43.690
5 -	1:14.879	0.685	78.86	17:01:58.569
6 -	1:15.409	1.215	78.31	17:03:13.978
7 -	1:14.973	0.779	78.77	17:04:28.951
8 -	1:17.207	3.013	76.49	17:05:46.158
9 -	1:14.701	0.507	79.05	17:07:00.859
10 -	1:14.459	0.265	79.31	17:08:15.318
11 -	1:14.225 (2)	0.031	79.56	17:09:29.543
12 -	1:14.452 (3)	0.258	79.32	17:10:43.995
13 -	1:14.838	0.644	78.91	17:11:58.833
14 -	1:14.194 (1)		79.59	17:13:13.027
15 -	1:14.453	0.259	79.32	17:14:27.480
16 -	1:15.460	1.266	78.26	17:15:42.940

P13 7 Adrian BURGE (M)

LAP	LAP TIME	DIFF	MPH	TIME OF DAY
1 -	1:23.445	8.563	70.77	16:56:54.709
2 -	1:15.256	0.374	78.47	16:58:09.965
3 -	1:15.434	0.552	78.28	16:59:25.399
4 -	1:14.882 (1)		78.86	17:00:40.281
5 -	1:14.953	0.071	78.79	17:01:55.234
6 -	1:15.153	0.271	78.58	17:03:10.387
7 -	1:15.452	0.570	78.27	17:04:25.839
8 -	1:15.386	0.504	78.33	17:05:41.225
9 -	1:15.489	0.607	78.23	17:06:56.714
10 -	1:15.385	0.503	78.34	17:08:12.099
11 -	1:14.918 (3)	0.036	78.82	17:09:27.017
12 -	1:14.988	0.106	78.75	17:10:42.005
13 -	1:15.396	0.514	78.32	17:11:57.401
14 -	1:14.891 (2)	0.009	78.85	17:13:12.292
15 -	1:15.631	0.749	78.08	17:14:27.923
16 -	1:15.484	0.602	78.23	17:15:43.407

Weather / Track : Bright / Dry

Silverstone National

Circuit Length = 1.6404 miles

Start: 16:55 Flag 17:15 End: 17:16

BRSCC Race Weekend - Silverstone National - 27th/28th May 2017

BRSCC Mazda MX5 Championship

RACE 8 - 2B - LAP ANALYSIS

DIFF = Difference To Personal Best Lap

P14 4 Adam REECE				
LAP	LAP TIME	DIFF	MPH	TIME OF DAY
1 -	1:29.925	15.877	65.67	16:57:01.189
2 -	1:14.724	0.676	79.03	16:58:15.913
3 -	1:15.201	1.153	78.53	16:59:31.114
4 -	1:14.860	0.812	78.88	17:00:45.974
5 -	1:14.786	0.738	78.96	17:02:00.760
6 -	1:14.681	0.633	79.07	17:03:15.441
7 -	1:14.760	0.712	78.99	17:04:30.201
8 -	1:15.151	1.103	78.58	17:05:45.352
9 -	1:14.520	0.472	79.24	17:06:59.872
10 -	1:14.218 (3)	0.170	79.57	17:08:14.090
11 -	1:14.269	0.221	79.51	17:09:28.359
12 -	1:14.090 (2)	0.042	79.70	17:10:42.449
13 -	1:19.396	5.348	74.38	17:12:01.845
14 -	1:14.338	0.290	79.44	17:13:16.183
15 -	1:14.048 (1)		79.75	17:14:30.231
16 -	1:14.233	0.185	79.55	17:15:44.464

P15 10 Teddy CLARK				
LAP	LAP TIME	DIFF	MPH	TIME OF DAY
1 -	1:26.574	12.527	68.21	16:56:57.838
2 -	1:16.370	2.323	77.32	16:58:14.208
3 -	1:15.709	1.662	78.00	16:59:29.917
4 -	1:14.309 (3)	0.262	79.47	17:00:44.226
5 -	1:14.431	0.384	79.34	17:01:58.657
6 -	1:15.553	1.506	78.16	17:03:14.210
7 -	1:14.911	0.864	78.83	17:04:29.121
8 -	1:17.076	3.029	76.62	17:05:46.197
9 -	1:16.010	1.963	77.69	17:07:02.207
10 -	1:14.924	0.877	78.82	17:08:17.131
11 -	1:15.142	1.095	78.59	17:09:32.273
12 -	1:14.667	0.620	79.09	17:10:46.940
13 -	1:14.463	0.416	79.31	17:12:01.403
14 -	1:14.047 (1)		79.75	17:13:15.450
15 -	1:14.298 (2)	0.251	79.48	17:14:29.748
16 -	1:15.166	1.119	78.56	17:15:44.914

P16 77 Stephen FODEN				
LAP	LAP TIME	DIFF	MPH	TIME OF DAY
1 -	1:28.135	14.384	67.00	16:56:59.399
2 -	1:22.268	8.517	71.78	16:58:21.667
3 -	1:14.632	0.881	79.13	16:59:36.299
4 -	1:14.666	0.915	79.09	17:00:50.965
5 -	1:15.566	1.815	78.15	17:02:06.531
6 -	1:14.643	0.892	79.11	17:03:21.174
7 -	1:14.589	0.838	79.17	17:04:35.763
8 -	1:14.366	0.615	79.41	17:05:50.129
9 -	1:13.874 (3)	0.123	79.94	17:07:04.003
10 -	1:14.254	0.503	79.53	17:08:18.257
11 -	1:16.178	2.427	77.52	17:09:34.435
12 -	1:15.241	1.490	78.49	17:10:49.676
13 -	1:13.751 (1)		80.07	17:12:03.427
14 -	1:14.032	0.281	79.77	17:13:17.459
15 -	1:13.872 (2)	0.121	79.94	17:14:31.331
16 -	1:13.886	0.135	79.92	17:15:45.217

P17 67 Simon ORANGE (M)				
LAP	LAP TIME	DIFF	MPH	TIME OF DAY
1 -	1:28.938	14.889	66.40	16:57:00.202
2 -	1:15.446	1.397	78.27	16:58:15.648

DIFF = Difference To Personal Best Lap

3 -	1:15.577	1.528	78.14	16:59:31.225
4 -	1:14.590	0.541	79.17	17:00:45.815
5 -	1:14.721	0.672	79.03	17:02:00.536
6 -	1:14.793	0.744	78.96	17:03:15.329
7 -	1:14.049 (1)		79.75	17:04:29.378
8 -	1:15.582	1.533	78.13	17:05:44.960
9 -	1:15.523	1.474	78.19	17:07:00.483
10 -	1:14.154 (2)	0.105	79.64	17:08:14.637
11 -	1:21.131	7.082	72.79	17:09:35.768
12 -	1:14.751	0.702	79.00	17:10:50.519
13 -	1:14.574	0.525	79.19	17:12:05.093
14 -	1:14.365	0.316	79.41	17:13:19.458
15 -	1:14.360 (3)	0.311	79.41	17:14:33.818
16 -	1:14.724	0.675	79.03	17:15:48.542

P18 52 Jon PETHICK				
LAP	LAP TIME	DIFF	MPH	TIME OF DAY
1 -	1:23.946	9.266	70.35	16:56:55.210
2 -	1:16.447	1.767	77.25	16:58:11.657
3 -	1:15.136 (3)	0.456	78.59	16:59:26.793
4 -	1:15.099 (2)	0.419	78.63	17:00:41.892
5 -	1:16.307	1.627	77.39	17:01:58.199
6 -	1:15.261	0.581	78.46	17:03:13.460
7 -	1:15.418	0.738	78.30	17:04:28.878
8 -	1:17.213	2.533	76.48	17:05:46.091
9 -	1:16.302	1.622	77.39	17:07:02.393
10 -	1:15.357	0.677	78.36	17:08:17.750
11 -	1:15.786	1.106	77.92	17:09:33.536
12 -	1:15.345	0.665	78.38	17:10:48.881
13 -	1:15.412	0.732	78.31	17:12:04.293
14 -	1:15.543	0.863	78.17	17:13:19.836
15 -	1:14.680 (1)		79.07	17:14:34.516
16 -	1:15.161	0.481	78.57	17:15:49.677

P19 34 Callum WARNER				
LAP	LAP TIME	DIFF	MPH	TIME OF DAY
1 -	1:25.673	11.319	68.93	16:56:56.937
2 -	1:16.620	2.266	77.07	16:58:13.557
3 -	1:14.884	0.530	78.86	16:59:28.441
4 -	1:14.584 (3)	0.230	79.18	17:00:43.025
5 -	1:15.579	1.225	78.13	17:01:58.604
6 -	1:15.764	1.410	77.94	17:03:14.368
7 -	1:16.125	1.771	77.57	17:04:30.493
8 -	1:15.202	0.848	78.53	17:05:45.695
9 -	1:16.328	1.974	77.37	17:07:02.023
10 -	1:17.116	2.762	76.58	17:08:19.139
11 -	1:15.129	0.775	78.60	17:09:34.268
12 -	1:17.259	2.905	76.43	17:10:51.527
13 -	1:15.244	0.890	78.48	17:12:06.771
14 -	1:15.104	0.750	78.63	17:13:21.875
15 -	1:14.354 (1)		79.42	17:14:36.229
16 -	1:14.499 (2)	0.145	79.27	17:15:50.728

P20 26 Charlie RAWLES				
LAP	LAP TIME	DIFF	MPH	TIME OF DAY
1 -	1:29.392	14.974	66.06	16:57:00.656
2 -	1:16.218	1.800	77.48	16:58:16.874
3 -	1:15.689	1.271	78.02	16:59:32.563
4 -	1:16.314	1.896	77.38	17:00:48.877
5 -	1:15.359	0.941	78.36	17:02:04.236
6 -	1:16.037	1.619	77.66	17:03:20.273
7 -	1:16.115	1.697	77.58	17:04:36.388

Weather / Track : Bright / Dry

Silverstone National
Circuit Length = 1.6404 miles
Start: 16:55 Flag 17:15 End: 17:16

BRSCC Race Weekend - Silverstone National - 27th/28th May 2017

BRSCC Mazda MX5 Championship

RACE 8 - 2B - LAP ANALYSIS

DIFF = Difference To Personal Best Lap

8 -	1:15.547	1.129	78.17	17:05:51.935
9 -	1:14.566 (2)	0.148	79.20	17:07:06.501
10 -	1:15.108	0.690	78.62	17:08:21.609
11 -	1:15.483	1.065	78.23	17:09:37.092
12 -	1:14.896	0.478	78.85	17:10:51.988
13 -	1:14.418 (1)		79.35	17:12:06.406
14 -	1:16.062	1.644	77.64	17:13:22.468
15 -	1:15.116	0.698	78.62	17:14:37.584
16 -	1:14.660 (3)	0.242	79.10	17:15:52.244

P21 90 Andrew BARRETT (M)

LAP	LAP TIME	DIFF	MPH	TIME OF DAY
1 -	1:24.263	9.357	70.08	16:56:55.527
2 -	1:15.577	0.671	78.14	16:58:11.104
3 -	1:15.212 (2)	0.306	78.52	16:59:26.316
4 -	1:15.251	0.345	78.47	17:00:41.567
5 -	1:15.800	0.894	77.91	17:01:57.367
6 -	1:15.674	0.768	78.04	17:03:13.041
7 -	1:15.379	0.473	78.34	17:04:28.420
8 -	1:17.106	2.200	76.59	17:05:45.526
9 -	1:16.102	1.196	77.60	17:07:01.628
10 -	1:15.242 (3)	0.336	78.48	17:08:16.870
11 -	1:16.969	2.063	76.72	17:09:33.839
12 -	1:16.888	1.982	76.80	17:10:50.727
13 -	1:15.559	0.653	78.15	17:12:06.286
14 -	1:16.060	1.154	77.64	17:13:22.346
15 -	1:15.975	1.069	77.73	17:14:38.321
16 -	1:14.906 (1)		78.84	17:15:53.227

P22 291 Luke SOUCH

LAP	LAP TIME	DIFF	MPH	TIME OF DAY
1 -	1:26.868	11.520	67.98	16:56:58.132
2 -	1:18.376	3.028	75.35	16:58:16.508
3 -	1:15.348 (1)		78.37	16:59:31.856
4 -	1:17.681	2.333	76.02	17:00:49.537
5 -	1:16.863	1.515	76.83	17:02:06.400
6 -	1:15.945	0.597	77.76	17:03:22.345
7 -	1:15.974	0.626	77.73	17:04:38.319
8 -	1:16.491	1.143	77.20	17:05:54.810
9 -	1:16.665	1.317	77.03	17:07:11.475
10 -	1:15.759 (2)	0.411	77.95	17:08:27.234
11 -	1:16.976	1.628	76.72	17:09:44.210
12 -	1:16.496	1.148	77.20	17:11:00.706
13 -	1:15.882	0.534	77.82	17:12:16.588
14 -	1:16.481	1.133	77.21	17:13:33.069
15 -	1:15.833 (3)	0.485	77.87	17:14:48.902
16 -	1:16.258	0.910	77.44	17:16:05.160

P23 53 Jonathan FIELDSEND (M)

LAP	LAP TIME	DIFF	MPH	TIME OF DAY
1 -	1:26.220	10.084	68.49	16:56:57.484
2 -	1:18.301	2.165	75.42	16:58:15.785
3 -	1:16.604	0.468	77.09	16:59:32.389
4 -	1:17.721	1.585	75.98	17:00:50.110
5 -	1:16.739	0.603	76.95	17:02:06.849
6 -	1:17.044	0.908	76.65	17:03:23.893
7 -	1:16.479 (3)	0.343	77.21	17:04:40.372
8 -	1:16.550	0.414	77.14	17:05:56.922
9 -	1:16.812	0.676	76.88	17:07:13.734
10 -	1:16.650	0.514	77.04	17:08:30.384
11 -	1:16.136 (1)		77.56	17:09:46.520
12 -	1:17.047	0.911	76.65	17:11:03.567

DIFF = Difference To Personal Best Lap

13 -	1:16.414 (2)	0.278	77.28	17:12:19.981
14 -	1:17.469	1.333	76.23	17:13:37.450
15 -	1:18.899	2.763	74.85	17:14:56.349
16 -	1:17.001	0.865	76.69	17:16:13.350

P24 65 Joseph NEHORAI

LAP	LAP TIME	DIFF	MPH	TIME OF DAY
1 -	1:25.549	9.300	69.03	16:56:56.813
2 -	1:17.331	1.082	76.36	16:58:14.144
3 -	1:16.339	0.090	77.36	16:59:30.483
4 -	1:16.275 (3)	0.026	77.42	17:00:46.758
5 -	1:16.249 (1)		77.45	17:02:03.007
6 -	1:16.843	0.594	76.85	17:03:19.850
7 -	1:17.111	0.862	76.58	17:04:36.961
8 -	1:33.931	17.682	62.87	17:06:10.892
9 -	1:16.521	0.272	77.17	17:07:27.413
10 -	1:16.270 (2)	0.021	77.43	17:08:43.683
11 -	1:19.102	2.853	74.65	17:10:02.785
12 -	1:16.418	0.169	77.28	17:11:19.203
13 -	1:16.353	0.104	77.34	17:12:35.556
14 -	1:16.326	0.077	77.37	17:13:51.882
15 -	1:16.409	0.160	77.29	17:15:08.291
16 -	1:17.390	1.141	76.31	17:16:25.681

P25 39 Bruce ROBINSON

LAP	LAP TIME	DIFF	MPH	TIME OF DAY
1 -	1:27.531	11.106	67.46	16:56:58.795
2 -	1:18.015	1.590	75.69	16:58:16.810
3 -	1:17.597	1.172	76.10	16:59:34.407
4 -	1:17.878	1.453	75.83	17:00:52.285
5 -	1:18.328	1.903	75.39	17:02:10.613
6 -	1:18.662	2.237	75.07	17:03:29.275
7 -	1:18.366	1.941	75.36	17:04:47.641
8 -	1:18.148	1.723	75.57	17:06:05.789
9 -	1:17.938	1.513	75.77	17:07:23.727
10 -	1:17.880	1.455	75.83	17:08:41.607
11 -	1:17.439 (3)	1.014	76.26	17:09:59.046
12 -	1:17.662	1.237	76.04	17:11:16.708
13 -	1:17.884	1.459	75.82	17:12:34.592
14 -	1:17.644	1.219	76.06	17:13:52.236
15 -	1:16.425 (1)		77.27	17:15:08.661
16 -	1:17.055 (2)	0.630	76.64	17:16:25.716

P26 9 James LOVE

LAP	LAP TIME	DIFF	MPH	TIME OF DAY
1 -	1:27.995	10.448	67.11	16:56:59.259
2 -	1:19.222	1.675	74.54	16:58:18.481
3 -	1:17.668	0.121	76.03	16:59:36.149
4 -	1:18.990	1.443	74.76	17:00:55.139
5 -	1:18.650	1.103	75.08	17:02:13.789
6 -	1:17.822	0.275	75.88	17:03:31.611
7 -	1:18.346	0.799	75.37	17:04:49.957
8 -	1:17.551 (2)	0.004	76.15	17:06:07.508
9 -	1:18.026	0.479	75.68	17:07:25.534
10 -	1:18.136	0.589	75.58	17:08:43.670
11 -	1:18.372	0.825	75.35	17:10:02.042
12 -	1:17.687	0.140	76.01	17:11:19.729
13 -	1:17.611	0.064	76.09	17:12:37.340
14 -	1:17.547 (1)		76.15	17:13:54.887
15 -	1:17.610 (3)	0.063	76.09	17:15:12.497
16 -	1:17.660	0.113	76.04	17:16:30.157

Weather / Track : Bright / Dry

Silverstone National
Circuit Length = 1.6404 miles
Start: 16:55 Flag 17:15 End: 17:16

BRSCC Race Weekend - Silverstone National - 27th/28th May 2017

BRSCC Mazda MX5 Championship

RACE 8 - 2B - LAP ANALYSIS

DIFF = Difference To Personal Best Lap

P27 66 Nick RILEY (M)					
LAP	LAP TIME	DIFF	MPH	TIME OF DAY	
1 -	2:19.655 P	1:04.312	42.28	16:57:50.919	
2 -	3:40.368	2:25.025	26.79	17:01:31.287	
3 -	1:29.891	14.548	65.69	17:03:01.178	
4 -	1:16.690	1.347	77.00	17:04:17.868	
5 -	1:17.024	1.681	76.67	17:05:34.892	
6 -	1:16.004	0.661	77.70	17:06:50.896	
7 -	1:17.159	1.816	76.53	17:08:08.055	
8 -	1:16.366	1.023	77.33	17:09:24.421	
9 -	1:15.904 (3)	0.561	77.80	17:10:40.325	
10 -	1:16.045	0.702	77.66	17:11:56.370	
11 -	1:16.502	1.159	77.19	17:13:12.872	
12 -	1:15.615 (2)	0.272	78.10	17:14:28.487	
13 -	1:15.343 (1)		78.38	17:15:43.830	

BRSCC Race Weekend - Silverstone National - 27th/28th May 2017



BRSCC Mazda MX5 Championship

RACE 13 - 3B - GRID (20 minutes)

ROW 14	27	66 Nick RILEY (M)	
ROW 13	26	9 James LOVE	25 39 Bruce ROBINSON
ROW 12	24	65 Joseph NEHORAI	23 53 Jonathan FIELDSSEND (M)
ROW 11	22	291 Luke SOUCH	21 90 Andrew BARRETT (M)
ROW 10	20	26 Charlie RAWLES	19 34 Callum WARNER
ROW 9	18	52 Jon PETHICK	17 67 Simon ORANGE (M)
ROW 8	16	77 Stephen FODEN	15 10 Teddy CLARK
ROW 7	14	4 Adam REECE	13 7 Adrian BURGE (M)
ROW 6	12	74 Clive CHISNALL (M)	11 30 Paul AUSTIN (M)
ROW 5	10	31 Bryn GRIFFITHS (M)	9 777 Courtney MILNES
ROW 4	8	722 Alan HAWKINS (M)	7 40 Ben HANCY
ROW 3	6	56 Max NORFOLK	5 63 Oliver ALLWOOD
ROW 2	4	60 Nick LE DOYEN (M)	3 37 James HARRIS
ROW 1	2	43 Will BLACKWELL-CHAMBERS	1 25 Ivan LEARY (M)
Pole			


Silverstone National
Circuit Length = 1.6404 miles

These results are provisional until the conclusion of any judicial and technical matters.

Clerk Of Course :	Timekeeper :
-------------------	--------------

BRSCC Mazda MX5 Championship

RACE 17 - 3A - GRID (20 minutes) - AMENDED

ROW 14	28	17 Russ LINDSAY (M)	27	18 Clive POWLES (M)
ROW 13	26	19 Oliver ROBINSON (M)	25	16 Matt PICKFORD (M)
ROW 12	24	80 Anthony HUTCHINS (M)	23	8 Michael FISK
ROW 11	22	101 Simon WOODS (M)	21	117 Michael CLOSE
ROW 10	20	69 Sam GENDY	19	29 Adam CRAIG
ROW 9	18	6 Jack WARRY	17	5 Richard COLLINS (M)
ROW 8	16	99 Patrick COLLINS (M)	15	20 Paul MAGUIRE
ROW 7	14	41 Kevin BRENT (M)	13	175 Patrick LAY
ROW 6	12	88 Stuart SYMONDS	11	91 Jack SYCAMORE
ROW 5	10	68 Paul TUCKER (M)	9	94 Charlie BURGE
ROW 4	8	36 Samuel SMITH	7	105 Roger CHESNEAU
ROW 3	6	83 Brian TROTT	5	15 John LANGRIDGE
ROW 2	4	107 Sam BAILEY	3	33 Jason GREATREX
ROW 1	2	23 Martin TOLLEY (M)	1	72 Joshua JACKSON
Pole				
				

Car 36 - 5 Place grid penalty.

Silverstone National
Circuit Length = 1.6404 miles

These results are provisional until the conclusion of any judicial and technical matters.

Clerk Of Course :

Timekeeper :

BRSCC Race Weekend - Silverstone National - 27th/28th May 2017



BRSCC Mazda MX5 Championship

RACE 13 - 3B - CLASSIFICATION - AMENDED

POS	NO	NAME	ENTRY	LAPS	TIME	GAP	DIFF	MPH	BEST	ON
1	37	James HARRIS	Mazda MX-5	17	20:45.339			80.61	1:12.401	16
2	63	Oliver ALLWOOD	Mazda MX-5	17	20:45.438	0.099	0.099	80.61	1:12.508	3
3	43	Will BLACKWELL-CHAMBERS	Mazda MX-5	17	20:45.664	0.325	0.226	80.59	1:12.420	12
4	60	Nick LE DOYEN (M)	Mazda MX-5	17	21:04.991	19.652	19.327	79.36	1:13.442	5
5	777	Courtney MILNES	Mazda MX-5	17	21:07.427	22.088	2.436	79.21	1:13.357	16
6	40	Ben HANCY	Mazda MX-5	17	21:08.093	22.754	0.666	79.17	1:13.348	16
7	25*	Ivan LEARY (M)	Mazda MX-5	17	21:15.387	30.048	7.294	78.71	1:13.734	16
8	56	Max NORFOLK	Mazda MX-5	17	21:17.758	32.419	2.371	78.57	1:13.982	6
9	67	Simon ORANGE (M)	Mazda MX-5	17	21:18.215	32.876	0.457	78.54	1:13.981	6
10	722	Alan HAWKINS (M)	Mazda MX-5	17	21:18.517	33.178	0.302	78.52	1:13.525	11
11	77	Stephen FODEN	Mazda MX-5	17	21:18.797	33.458	0.280	78.50	1:13.502	5
12	10	Teddy CLARK	Mazda MX-5	17	21:19.105	33.766	0.308	78.48	1:13.532	11
13	26	Charlie RAWLES	Mazda MX-5	17	21:19.311	33.972	0.206	78.47	1:14.137	14
14	7	Adrian BURGE (M)	Mazda MX-5	17	21:20.251	34.912	0.940	78.41	1:14.350	16
15	30	Paul AUSTIN (M)	Mazda MX-5	17	21:20.258	34.919	0.007	78.41	1:14.312	6
16	34	Callum WARNER	Mazda MX-5	17	21:20.753	35.414	0.495	78.38	1:13.763	12
17	74	Clive CHISNALL (M)	Mazda MX-5	17	21:21.085	35.746	0.332	78.36	1:14.022	13
18	90	Andrew BARRETT (M)	Mazda MX-5	17	21:27.371	42.032	6.286	77.98	1:14.624	16
19	66	Nick RILEY (M)	Mazda MX-5	17	21:35.840	50.501	8.469	77.47	1:15.021	8
20	291	Luke SOUCH	Mazda MX-5	17	21:57.996	1:12.657	22.156	76.17	1:16.045	15
21	39	Bruce ROBINSON	Mazda MX-5	17	21:59.083	1:13.744	1.087	76.11	1:15.815	16
22	53	Jonathan FIELDSEND (M)	Mazda MX-5	17	21:59.710	1:14.371	0.627	76.07	1:15.848	17
23	9	James LOVE	Mazda MX-5	16	21:10.268	1 Lap	1 Lap	74.38	1:18.016	10

NOT CLASSIFIED

DNF	52	Jon PETHICK	Mazda MX-5	10	12:39.323	7 Laps	6 Laps	77.77	1:14.305	6
EX	31	Bryn GRIFFITHS (M)	Mazda MX-5	0						

FASTEST LAP

37	James HARRIS	Mazda MX-5	16	1:12.401	81.56 mph	131.27 kph
----	--------------	------------	----	----------	-----------	------------

Car 31 - Excluded, C1.1.5 avoidable contact.

* Car 25 - 10 Second penalty, jump start.

Weather / Track : Cloudy / Dry

These results are provisional until the conclusion of any judicial and technical matters.

Silverstone National

Circuit Length = 1.6404 miles

Start: 11:56 Flag 12:17 End: 12:18

Clerk Of Course :	Timekeeper :
-------------------	--------------

BRSCC Race Weekend - Silverstone National - 27th/28th May 2017

BRSCC Mazda MX5 Championship

RACE 13 - 3B - LAP CHART

LAP 1 @ 11:58:00.353			LAP 2 @ 11:59:13.666			LAP 3 @ 12:00:26.273			LAP 4 @ 12:01:39.303			LAP 5 @ 12:02:52.333		
NO	BEHIND	LAP TIME	NO	BEHIND	LAP TIME	NO	BEHIND	LAP TIME	NO	BEHIND	LAP TIME	NO	BEHIND	LAP TIME
37		1:15.861	37		1:13.313	37		1:12.607	37		1:13.030	37		1:13.030
43	0.105	1:15.966	43	0.176	1:13.384	43	0.153	1:12.584	63	0.009	1:12.714	63	0.101	1:13.122
63	0.348	1:16.209	63	0.424	1:13.389	63	0.325	1:12.508	43	0.565	1:13.442	43	0.414	1:12.879
25	1.136	1:16.997	25	1.584	1:13.761	25	3.007	1:14.030	25	4.355	1:14.378	25	5.709	1:14.384
56	2.733	1:18.594	60	3.346	1:13.769	60	4.561	1:13.822	60	5.788	1:14.257	60	6.200	1:13.442
60	2.890	1:18.751	40	3.918	1:14.052	56	6.791	1:15.293	40	8.923	1:14.870	40	10.506	1:14.613
40	3.179	1:19.040	56	4.105	1:14.685	40	7.083	1:15.772	777	9.120	1:14.955	777	10.902	1:14.812
777	4.076	1:19.937	777	5.157	1:14.394	777	7.195	1:14.645	56	9.455	1:15.694	67	11.812	1:14.838
31	4.753	1:20.614	30	6.239	1:14.704	67	8.208	1:14.360	67	10.004	1:14.826	56	12.174	1:15.749
30	4.848	1:20.709	67	6.455	1:14.646	30	8.284	1:14.652	30	10.104	1:14.850	30	12.181	1:15.107
67	5.122	1:20.983	7	7.468	1:15.444	31	10.669	1:15.610	77	12.397	1:14.484	77	12.869	1:13.502
7	5.337	1:21.198	31	7.666	1:16.226	77	10.943	1:15.342	31	12.611	1:14.972	31	14.469	1:14.888
74	5.509	1:21.370	52	8.179	1:15.538	7	11.031	1:16.170	26	13.444	1:15.029	7	15.413	1:14.992
52	5.954	1:21.815	77	8.208	1:15.207	52	11.410	1:15.838	7	13.451	1:15.450	722	16.232	1:14.790
77	6.314	1:22.175	26	8.341	1:15.116	26	11.445	1:15.711	10	13.913	1:15.006	10	16.610	1:15.727
26	6.538	1:22.399	34	9.044	1:15.560	10	11.937	1:15.280	722	14.472	1:15.493	26	17.289	1:16.875
10	6.780	1:22.641	10	9.264	1:15.797	722	12.009	1:15.315	52	14.586	1:16.206	52	17.585	1:16.029
34	6.797	1:22.658	722	9.301	1:14.766	34	12.494	1:16.057	90	14.982	1:15.173	90	18.323	1:16.371
90	7.566	1:23.427	90	9.874	1:15.621	90	12.839	1:15.572	74	15.318	1:14.997	74	18.504	1:16.216
722	7.848	1:23.709	74	10.838	1:18.642	74	13.351	1:15.120	66	16.699	1:15.828	34	19.395	1:14.860
291	8.491	1:24.352	66	11.439	1:15.488	66	13.901	1:15.069	34	17.565	1:18.101	66	19.657	1:15.988
39	8.808	1:24.669	39	12.690	1:17.195	39	17.884	1:17.801	39	22.638	1:17.784	53	26.945	1:16.520
66	9.264	1:25.125	291	14.084	1:18.906	291	18.908	1:17.431	53	23.455	1:17.249	39	27.321	1:17.713
9	11.282	1:27.143	53	15.209	1:17.139	53	19.236	1:16.634	291	23.837	1:17.959	291	27.535	1:16.728
53	11.383	1:27.244	9	17.248	1:19.279	9	23.299	1:18.658	9	29.583	1:19.314	9	35.408	1:18.855

Weather / Track : Cloudy / Dry

Silverstone National
Circuit Length = 1.6404 miles
Start: 11:56 Flag 12:17 End: 12:18

BRSCC Race Weekend - Silverstone National - 27th/28th May 2017

BRSCC Mazda MX5 Championship

RACE 13 - 3B - LAP CHART

LAP 6 @ 12:04:06.122			LAP 7 @ 12:05:19.445			LAP 8 @ 12:06:33.176			LAP 9 @ 12:07:46.487			LAP 10 @ 12:08:59.741		
NO	BEHIND	LAP TIME	NO	BEHIND	LAP TIME	NO	BEHIND	LAP TIME	NO	BEHIND	LAP TIME	NO	BEHIND	LAP TIME
63		1:13.688	63		1:13.323	63		1:13.731	37		1:13.206	63		1:13.156
37	0.052	1:13.841	37	0.202	1:13.473	37	0.105	1:13.634	63	0.098	1:13.409	37	0 Laps	1:13.254
43	0.411	1:13.786	43	0.387	1:13.299	43	0.349	1:13.693	43	0.347	1:13.309	43	0.064	1:12.971
60	6.045	1:13.634	60	7.437	1:14.715	60	8.254	1:14.548	25	9.446	1:14.129	60	10.991	1:14.381
25	6.468	1:14.548	25	7.892	1:14.747	25	8.628	1:14.467	60	9.864	1:14.921	25	11.200	1:15.008
40	11.184	1:14.467	40	12.230	1:14.369	40	12.860	1:14.361	40	14.052	1:14.503	40	14.754	1:13.956
777	11.196	1:14.083	777	12.332	1:14.459	777	12.872	1:14.271	777	14.155	1:14.594	777	14.906	1:14.005
67	12.004	1:13.981	67	13.158	1:14.477	67	14.368	1:14.941	67	16.481	1:15.424	56	18.602	1:15.301
56	12.367	1:13.982	56	13.185	1:14.141	56	14.382	1:14.928	56	16.555	1:15.484	67	18.856	1:15.629
30	12.704	1:14.312	30	13.894	1:14.513	30	14.536	1:14.373	30	16.861	1:15.636	30	19.068	1:15.461
77	12.816	1:13.736	77	14.025	1:14.532	77	14.895	1:14.601	77	17.030	1:15.446	77	19.222	1:15.446
31	15.531	1:14.851	31	17.085	1:14.877	10	18.506	1:14.780	10	19.327	1:14.132	10	20.588	1:14.515
7	16.381	1:14.757	722	17.150	1:14.047	7	19.254	1:15.026	722	20.493	1:14.478	722	21.102	1:13.863
722	16.426	1:13.983	10	17.457	1:14.038	722	19.326	1:15.907	26	21.291	1:15.095	26	22.420	1:14.383
10	16.742	1:13.921	7	17.959	1:14.901	26	19.507	1:14.184	7	21.536	1:15.593	7	23.029	1:14.747
52	18.101	1:14.305	26	19.054	1:14.194	31	19.715	1:16.361	31	21.890	1:15.486	31	23.138	1:14.502
26	18.183	1:14.683	52	19.595	1:14.817	52	20.427	1:14.563	74	22.091	1:14.655	74	23.695	1:14.858
74	19.222	1:14.507	74	20.004	1:14.105	74	20.747	1:14.474	52	22.537	1:15.421	52	24.074	1:14.791
90	20.166	1:15.632	90	22.125	1:15.282	34	23.604	1:14.747	34	24.718	1:14.425	34	25.663	1:14.199
34	20.404	1:14.798	34	22.588	1:15.507	90	23.865	1:15.471	90	25.398	1:14.844	90	27.236	1:15.092
66	21.361	1:15.493	66	23.389	1:15.351	66	24.679	1:15.021	66	26.633	1:15.265	66	29.059	1:15.680
53	31.217	1:18.061	291	35.174	1:16.895	291	39.096	1:17.653	291	43.003	1:17.218	291	46.771	1:17.022
291	31.602	1:17.856	53	35.297	1:17.403	53	39.483	1:17.917	53	43.650	1:17.478	39	48.906	1:18.219
39	32.022	1:18.490	39	35.713	1:17.014	39	40.017	1:18.035	39	43.941	1:17.235	53	50.218	1:19.822
9	40.417	1:18.798	9	45.753	1:18.659	9	50.548	1:18.526	9	55.948	1:18.711	9	1:00.710	1:18.016

Weather / Track : Cloudy / Dry

Results can be found at www.tsl-timing.com

Page 2 of 4

Silverstone National
 Circuit Length = 1.6404 miles
 Start: 11:56 Flag 12:17 End: 12:18

Printed - 12:19 Sunday, 28 May 2017

BRSCC Race Weekend - Silverstone National - 27th/28th May 2017

BRSCC Mazda MX5 Championship

RACE 13 - 3B - LAP CHART

LAP 11 @ 12:10:12.733			LAP 12 @ 12:11:25.633			LAP 13 @ 12:12:38.668			LAP 14 @ 12:13:51.508			LAP 15 @ 12:15:04.126		
NO	BEHIND	LAP TIME	NO	BEHIND	LAP TIME	NO	BEHIND	LAP TIME	NO	BEHIND	LAP TIME	NO	BEHIND	LAP TIME
37		1:12.992	37		1:12.900	63		1:13.023	63		1:12.840	63		1:12.618
63	0.060	1:13.052	63	0.012	1:12.852	37	0.015	1:13.050	43	0.166	1:12.901	37	0.109	1:12.453
43	0.665	1:13.593	43	0.185	1:12.420	43	0.105	1:12.955	37	0.274	1:13.099	43	0.447	1:12.899
60	12.491	1:14.492	60	13.455	1:13.864	60	14.772	1:14.352	9	1 Lap	1:20.171	9	1 Lap	1:18.025
25	12.751	1:14.543	25	13.961	1:14.110	25	14.980	1:14.054	60	15.688	1:13.756	60	16.831	1:13.761
40	15.885	1:14.123	40	17.251	1:14.266	40	18.009	1:13.793	25	15.994	1:13.854	25	17.286	1:13.910
777	16.160	1:14.246	777	17.326	1:14.066	777	18.247	1:13.956	40	19.149	1:13.980	777	20.560	1:13.740
56	20.121	1:14.511	56	21.714	1:14.493	56	23.260	1:14.581	777	19.438	1:14.031	40	20.672	1:14.141
67	20.298	1:14.434	67	22.234	1:14.836	67	23.667	1:14.468	67	25.398	1:14.571	67	27.327	1:14.547
30	20.755	1:14.679	30	23.024	1:15.169	722	25.587	1:14.964	56	25.749	1:15.329	56	27.551	1:14.420
77	20.835	1:14.605	10	23.229	1:15.001	30	25.699	1:15.710	722	27.716	1:14.969	10	29.636	1:14.510
10	21.128	1:13.532	77	23.338	1:15.403	10	26.013	1:15.819	10	27.744	1:14.571	722	29.654	1:14.556
722	21.635	1:13.525	722	23.658	1:14.923	77	26.410	1:16.107	77	27.974	1:14.404	77	29.897	1:14.541
26	23.812	1:14.384	26	25.837	1:14.925	26	27.275	1:14.473	26	28.572	1:14.137	26	30.154	1:14.200
31	24.715	1:14.569	31	26.367	1:14.552	31	28.039	1:14.707	30	28.915	1:16.056	30	30.716	1:14.419
7	24.846	1:14.809	7	26.748	1:14.802	7	28.248	1:14.535	31	29.739	1:14.540	31	31.378	1:14.257
74	26.374	1:15.671	74	27.913	1:14.439	74	28.900	1:14.022	7	29.923	1:14.515	7	31.790	1:14.485
34	27.526	1:14.855	34	28.389	1:13.763	34	29.388	1:14.034	74	30.279	1:14.219	74	32.228	1:14.567
90	29.563	1:15.319	90	31.471	1:14.808	90	33.252	1:14.816	34	30.516	1:13.968	34	32.258	1:14.360
66	32.112	1:16.045	66	34.808	1:15.596	66	37.785	1:16.012	90	35.275	1:14.863	90	38.095	1:15.438
291	51.166	1:17.387	291	54.786	1:16.520	291	57.985	1:16.234	66	40.941	1:15.996	66	44.282	1:15.959
39	53.127	1:17.213	53	56.941	1:16.034	53	1:00.550	1:16.644	291	1:01.249	1:16.104	291	1:04.676	1:16.045
53	53.807	1:16.581	39	57.275	1:17.048	39	1:00.766	1:16.526	39	1:04.022	1:16.096	39	1:07.500	1:16.096
9	1:05.938	1:18.220	9	1:12.221	1:19.183				53	1:04.741	1:17.031	53	1:08.249	1:16.126

Weather / Track : Cloudy / Dry

BRSCC Race Weekend - Silverstone National - 27th/28th May 2017

BRSCC Mazda MX5 Championship

RACE 13 - 3B - LAP CHART

LAP 16 @ 12:16:16.636			LAP 17 @ 12:17:29.831		
NO	BEHIND	LAP TIME	NO	BEHIND	LAP TIME
37		1:12.401	37		1:13.195
63	0.157	1:12.667	63	0.099	1:13.137
43	0.372	1:12.435	43	0.325	1:13.148
60	18.087	1:13.766	60	19.652	1:14.760
9	1 Lap	1:18.907	25	20.048	1:14.733
25	18.510	1:13.734	777	22.088	1:13.876
777	21.407	1:13.357	40	22.754	1:14.439
40	21.510	1:13.348	9	1 Lap	1:19.803
56	30.250	1:15.209	56	32.419	1:15.364
67	30.531	1:15.714	67	32.876	1:15.540
722	31.180	1:14.036	722	33.178	1:15.193
10	31.702	1:14.576	77	33.458	1:14.831
77	31.822	1:14.435	10	33.766	1:15.259
26	32.221	1:14.577	26	33.972	1:14.946
30	32.658	1:14.452	31	34.545	1:14.826
31	32.914	1:14.046	7	34.912	1:14.477
7	33.630	1:14.350	30	34.919	1:15.456
74	33.965	1:14.247	34	35.414	1:14.497
34	34.112	1:14.364	74	35.746	1:14.976
90	40.209	1:14.624	90	42.032	1:15.018
66	48.098	1:16.326	66	50.501	1:15.598
291	1:08.379	1:16.213	291	1:12.657	1:17.473
39	1:10.805	1:15.815	39	1:13.744	1:16.134
53	1:11.718	1:15.979	53	1:14.371	1:15.848

Weather / Track : Cloudy / Dry

Results can be found at www.tsl-timing.com

Page 4 of 4

Silverstone National
Circuit Length = 1.6404 miles
Start: 11:56 Flag 12:17 End: 12:18

Printed - 12:19 Sunday, 28 May 2017

BRSCC Race Weekend - Silverstone National - 27th/28th May 2017

BRSCC Mazda MX5 Championship

RACE 13 - 3B - LAP ANALYSIS

DIFF = Difference To Personal Best Lap

P1 37 James HARRIS				
LAP	LAP TIME	DIFF	MPH	TIME OF DAY
1 -	1:15.861	3.460	77.84	11:58:00.353
2 -	1:13.313	0.912	80.55	11:59:13.666
3 -	1:12.607 (3)	0.206	81.33	12:00:26.273
4 -	1:13.030	0.629	80.86	12:01:39.303
5 -	1:13.030	0.629	80.86	12:02:52.333
6 -	1:13.841	1.440	79.97	12:04:06.174
7 -	1:13.473	1.072	80.37	12:05:19.647
8 -	1:13.634	1.233	80.20	12:06:33.281
9 -	1:13.206	0.805	80.67	12:07:46.487
10 -	1:13.254	0.853	80.61	12:08:59.741
11 -	1:12.992	0.591	80.90	12:10:12.733
12 -	1:12.900	0.499	81.01	12:11:25.633
13 -	1:13.050	0.649	80.84	12:12:38.683
14 -	1:13.099	0.698	80.79	12:13:51.782
15 -	1:12.453 (2)	0.052	81.51	12:15:04.235
16 -	1:12.401 (1)		81.56	12:16:16.636
17 -	1:13.195	0.794	80.68	12:17:29.831

P2 63 Oliver ALLWOOD				
LAP	LAP TIME	DIFF	MPH	TIME OF DAY
1 -	1:16.209	3.701	77.49	11:58:00.701
2 -	1:13.389	0.881	80.47	11:59:14.090
3 -	1:12.508 (1)		81.44	12:00:26.598
4 -	1:12.714	0.206	81.21	12:01:39.312
5 -	1:13.122	0.614	80.76	12:02:52.434
6 -	1:13.688	1.180	80.14	12:04:06.122
7 -	1:13.323	0.815	80.54	12:05:19.445
8 -	1:13.731	1.223	80.09	12:06:33.176
9 -	1:13.409	0.901	80.44	12:07:46.585
10 -	1:13.156	0.648	80.72	12:08:59.741
11 -	1:13.052	0.544	80.84	12:10:12.793
12 -	1:12.852	0.344	81.06	12:11:25.645
13 -	1:13.023	0.515	80.87	12:12:38.668
14 -	1:12.840	0.332	81.07	12:13:51.508
15 -	1:12.618 (2)	0.110	81.32	12:15:04.126
16 -	1:12.667 (3)	0.159	81.27	12:16:16.793
17 -	1:13.137	0.629	80.74	12:17:29.930

P3 43 Will BLACKWELL-CHAMBERS				
LAP	LAP TIME	DIFF	MPH	TIME OF DAY
1 -	1:15.966	3.546	77.74	11:58:00.458
2 -	1:13.384	0.964	80.47	11:59:13.842
3 -	1:12.584 (3)	0.164	81.36	12:00:26.426
4 -	1:13.442	1.022	80.41	12:01:39.868
5 -	1:12.879	0.459	81.03	12:02:52.747
6 -	1:13.786	1.366	80.03	12:04:06.533
7 -	1:13.299	0.879	80.56	12:05:19.832
8 -	1:13.693	1.273	80.13	12:06:33.525
9 -	1:13.309	0.889	80.55	12:07:46.834
10 -	1:12.971	0.551	80.93	12:08:59.805
11 -	1:13.593	1.173	80.24	12:10:13.398
12 -	1:12.420 (1)		81.54	12:11:25.818
13 -	1:12.955	0.535	80.94	12:12:38.773
14 -	1:12.901	0.481	81.00	12:13:51.674
15 -	1:12.899	0.479	81.01	12:15:04.573
16 -	1:12.435 (2)	0.015	81.53	12:16:17.008
17 -	1:13.148	0.728	80.73	12:17:30.156

DIFF = Difference To Personal Best Lap

P4 60 Nick LE DOYEN (M)				
LAP	LAP TIME	DIFF	MPH	TIME OF DAY
1 -	1:18.751	5.309	74.99	11:58:03.243
2 -	1:13.769	0.327	80.05	11:59:17.012
3 -	1:13.822	0.380	79.99	12:00:30.834
4 -	1:14.257	0.815	79.53	12:01:45.091
5 -	1:13.442 (1)		80.41	12:02:58.533
6 -	1:13.634 (2)	0.192	80.20	12:04:12.167
7 -	1:14.715	1.273	79.04	12:05:26.882
8 -	1:14.548	1.106	79.21	12:06:41.430
9 -	1:14.921	1.479	78.82	12:07:56.351
10 -	1:14.381	0.939	79.39	12:09:10.732
11 -	1:14.492	1.050	79.27	12:10:25.224
12 -	1:13.864	0.422	79.95	12:11:39.088
13 -	1:14.352	0.910	79.42	12:12:53.440
14 -	1:13.756 (3)	0.314	80.07	12:14:07.196
15 -	1:13.761	0.319	80.06	12:15:20.957
16 -	1:13.766	0.324	80.05	12:16:34.723
17 -	1:14.760	1.318	78.99	12:17:49.483

P5 777 Courtney MILNES				
LAP	LAP TIME	DIFF	MPH	TIME OF DAY
1 -	1:19.937	6.580	73.87	11:58:04.429
2 -	1:14.394	1.037	79.38	11:59:18.823
3 -	1:14.645	1.288	79.11	12:00:33.468
4 -	1:14.955	1.598	78.78	12:01:48.423
5 -	1:14.812	1.455	78.94	12:03:03.235
6 -	1:14.083	0.726	79.71	12:04:17.318
7 -	1:14.459	1.102	79.31	12:05:31.777
8 -	1:14.271	0.914	79.51	12:06:46.048
9 -	1:14.594	1.237	79.17	12:08:00.642
10 -	1:14.005	0.648	79.80	12:09:14.647
11 -	1:14.246	0.889	79.54	12:10:28.893
12 -	1:14.066	0.709	79.73	12:11:42.959
13 -	1:13.956	0.599	79.85	12:12:56.915
14 -	1:14.031	0.674	79.77	12:14:10.946
15 -	1:13.740 (2)	0.383	80.08	12:15:24.686
16 -	1:13.357 (1)		80.50	12:16:38.043
17 -	1:13.876 (3)	0.519	79.94	12:17:51.919

P6 40 Ben HANCY				
LAP	LAP TIME	DIFF	MPH	TIME OF DAY
1 -	1:19.040	5.692	74.71	11:58:03.532
2 -	1:14.052	0.704	79.75	11:59:17.584
3 -	1:15.772	2.424	77.93	12:00:33.356
4 -	1:14.870	1.522	78.87	12:01:48.226
5 -	1:14.613	1.265	79.15	12:03:02.839
6 -	1:14.467	1.119	79.30	12:04:17.306
7 -	1:14.369	1.021	79.41	12:05:31.675
8 -	1:14.361	1.013	79.41	12:06:46.036
9 -	1:14.503	1.155	79.26	12:08:00.539
10 -	1:13.956 (3)	0.608	79.85	12:09:14.495
11 -	1:14.123	0.775	79.67	12:10:28.618
12 -	1:14.266	0.918	79.52	12:11:42.884
13 -	1:13.793 (2)	0.445	80.03	12:12:56.677
14 -	1:13.980	0.632	79.82	12:14:10.657
15 -	1:14.141	0.793	79.65	12:15:24.798
16 -	1:13.348 (1)		80.51	12:16:38.146
17 -	1:14.439	1.091	79.33	12:17:52.585

Weather / Track : Cloudy / Dry

Silverstone National

Circuit Length = 1.6404 miles

Start: 11:56 Flag 12:17 End: 12:18

BRSCC Race Weekend - Silverstone National - 27th/28th May 2017

BRSCC Mazda MX5 Championship

RACE 13 - 3B - LAP ANALYSIS

DIFF = Difference To Personal Best Lap

P7 25 Ivan LEARY (M)				
LAP	LAP TIME	DIFF	MPH	TIME OF DAY
1 -	1:16.997	3.263	76.69	11:58:01.489
2 -	1:13.761 (2)	0.027	80.06	11:59:15.250
3 -	1:14.030	0.296	79.77	12:00:29.280
4 -	1:14.378	0.644	79.40	12:01:43.658
5 -	1:14.384	0.650	79.39	12:02:58.042
6 -	1:14.548	0.814	79.21	12:04:12.590
7 -	1:14.747	1.013	79.00	12:05:27.337
8 -	1:14.467	0.733	79.30	12:06:41.804
9 -	1:14.129	0.395	79.66	12:07:55.933
10 -	1:15.008	1.274	78.73	12:09:10.941
11 -	1:14.543	0.809	79.22	12:10:25.484
12 -	1:14.110	0.376	79.68	12:11:39.594
13 -	1:14.054	0.320	79.74	12:12:53.648
14 -	1:13.854 (3)	0.120	79.96	12:14:07.502
15 -	1:13.910	0.176	79.90	12:15:21.412
16 -	1:13.734 (1)		80.09	12:16:35.146
17 -	1:14.733	0.999	79.02	12:17:49.879

P8 56 Max NORFOLK				
LAP	LAP TIME	DIFF	MPH	TIME OF DAY
1 -	1:18.594	4.612	75.14	11:58:03.086
2 -	1:14.685	0.703	79.07	11:59:17.771
3 -	1:15.293	1.311	78.43	12:00:33.064
4 -	1:15.694	1.712	78.02	12:01:48.758
5 -	1:15.749	1.767	77.96	12:03:04.507
6 -	1:13.982 (1)		79.82	12:04:18.489
7 -	1:14.141 (2)	0.159	79.65	12:05:32.630
8 -	1:14.928	0.946	78.81	12:06:47.558
9 -	1:15.484	1.502	78.23	12:08:03.042
10 -	1:15.301	1.319	78.42	12:09:18.343
11 -	1:14.511	0.529	79.25	12:10:32.854
12 -	1:14.493	0.511	79.27	12:11:47.347
13 -	1:14.581	0.599	79.18	12:13:01.928
14 -	1:15.329	1.347	78.39	12:14:17.257
15 -	1:14.420 (3)	0.438	79.35	12:15:31.677
16 -	1:15.209	1.227	78.52	12:16:46.886
17 -	1:15.364	1.382	78.36	12:18:02.250

P9 67 Simon ORANGE (M)				
LAP	LAP TIME	DIFF	MPH	TIME OF DAY
1 -	1:20.983	7.002	72.92	11:58:05.475
2 -	1:14.646	0.665	79.11	11:59:20.121
3 -	1:14.360 (2)	0.379	79.41	12:00:34.481
4 -	1:14.826	0.845	78.92	12:01:49.307
5 -	1:14.838	0.857	78.91	12:03:04.145
6 -	1:13.981 (1)		79.82	12:04:18.126
7 -	1:14.477	0.496	79.29	12:05:32.603
8 -	1:14.941	0.960	78.80	12:06:47.544
9 -	1:15.424	1.443	78.29	12:08:02.968
10 -	1:15.629	1.648	78.08	12:09:18.597
11 -	1:14.434 (3)	0.453	79.34	12:10:33.031
12 -	1:14.836	0.855	78.91	12:11:47.867
13 -	1:14.468	0.487	79.30	12:13:02.335
14 -	1:14.571	0.590	79.19	12:14:16.906
15 -	1:14.547	0.566	79.22	12:15:31.453
16 -	1:15.714	1.733	77.99	12:16:47.167
17 -	1:15.540	1.559	78.17	12:18:02.707

DIFF = Difference To Personal Best Lap

P10 722 Alan HAWKINS (M)				
LAP	LAP TIME	DIFF	MPH	TIME OF DAY
1 -	1:23.709	10.184	70.54	11:58:08.201
2 -	1:14.766	1.241	78.98	11:59:22.967
3 -	1:15.315	1.790	78.41	12:00:38.282
4 -	1:15.493	1.968	78.22	12:01:53.775
5 -	1:14.790	1.265	78.96	12:03:08.565
6 -	1:13.983 (3)	0.458	79.82	12:04:22.548
7 -	1:14.047	0.522	79.75	12:05:36.595
8 -	1:15.907	2.382	77.80	12:06:52.502
9 -	1:14.478	0.953	79.29	12:08:06.980
10 -	1:13.863 (2)	0.338	79.95	12:09:20.843
11 -	1:13.525 (1)		80.32	12:10:34.368
12 -	1:14.923	1.398	78.82	12:11:49.291
13 -	1:14.964	1.439	78.78	12:13:04.255
14 -	1:14.969	1.444	78.77	12:14:19.224
15 -	1:14.556	1.031	79.21	12:15:33.780
16 -	1:14.036	0.511	79.76	12:16:47.816
17 -	1:15.193	1.668	78.54	12:18:03.009

P11 77 Stephen FODEN				
LAP	LAP TIME	DIFF	MPH	TIME OF DAY
1 -	1:22.175	8.673	71.86	11:58:06.667
2 -	1:15.207	1.705	78.52	11:59:21.874
3 -	1:15.342	1.840	78.38	12:00:37.216
4 -	1:14.484	0.982	79.28	12:01:51.700
5 -	1:13.502 (1)		80.34	12:03:05.202
6 -	1:13.736 (2)	0.234	80.09	12:04:18.938
7 -	1:14.532	1.030	79.23	12:05:33.470
8 -	1:14.601	1.099	79.16	12:06:48.071
9 -	1:15.446	1.944	78.27	12:08:03.517
10 -	1:15.446	1.944	78.27	12:09:18.963
11 -	1:14.605	1.103	79.15	12:10:33.568
12 -	1:15.403	1.901	78.32	12:11:48.971
13 -	1:16.107	2.605	77.59	12:13:05.078
14 -	1:14.404 (3)	0.902	79.37	12:14:19.482
15 -	1:14.541	1.039	79.22	12:15:34.023
16 -	1:14.435	0.933	79.33	12:16:48.458
17 -	1:14.831	1.329	78.92	12:18:03.289

P12 10 Teddy CLARK				
LAP	LAP TIME	DIFF	MPH	TIME OF DAY
1 -	1:22.641	9.109	71.46	11:58:07.133
2 -	1:15.797	2.265	77.91	11:59:22.930
3 -	1:15.280	1.748	78.44	12:00:38.210
4 -	1:15.006	1.474	78.73	12:01:53.216
5 -	1:15.727	2.195	77.98	12:03:08.943
6 -	1:13.921 (2)	0.389	79.89	12:04:22.864
7 -	1:14.038 (3)	0.506	79.76	12:05:36.902
8 -	1:14.780	1.248	78.97	12:06:51.682
9 -	1:14.132	0.600	79.66	12:08:05.814
10 -	1:14.515	0.983	79.25	12:09:20.329
11 -	1:13.532 (1)		80.31	12:10:33.861
12 -	1:15.001	1.469	78.74	12:11:48.862
13 -	1:15.819	2.287	77.89	12:13:04.681
14 -	1:14.571	1.039	79.19	12:14:19.252
15 -	1:14.510	0.978	79.26	12:15:33.762
16 -	1:14.576	1.044	79.18	12:16:48.338
17 -	1:15.259	1.727	78.47	12:18:03.597

Weather / Track : Cloudy / Dry

Silverstone National

Circuit Length = 1.6404 miles

Start: 11:56 Flag 12:17 End: 12:18

BRSCC Race Weekend - Silverstone National - 27th/28th May 2017

BRSCC Mazda MX5 Championship

RACE 13 - 3B - LAP ANALYSIS

DIFF = Difference To Personal Best Lap

P13 26 Charlie RAWLES				
LAP	LAP TIME	DIFF	MPH	TIME OF DAY
1 -	1:22.399	8.262	71.67	11:58:06.891
2 -	1:15.116	0.979	78.62	11:59:22.007
3 -	1:15.711	1.574	78.00	12:00:37.718
4 -	1:15.029	0.892	78.71	12:01:52.747
5 -	1:16.875	2.738	76.82	12:03:09.622
6 -	1:14.683	0.546	79.07	12:04:24.305
7 -	1:14.194 (3)	0.057	79.59	12:05:38.499
8 -	1:14.184 (2)	0.047	79.60	12:06:52.683
9 -	1:15.095	0.958	78.64	12:08:07.778
10 -	1:14.383	0.246	79.39	12:09:22.161
11 -	1:14.384	0.247	79.39	12:10:36.545
12 -	1:14.925	0.788	78.82	12:11:51.470
13 -	1:14.473	0.336	79.29	12:13:05.943
14 -	1:14.137 (1)		79.65	12:14:20.080
15 -	1:14.200	0.063	79.59	12:15:34.280
16 -	1:14.577	0.440	79.18	12:16:48.857
17 -	1:14.946	0.809	78.79	12:18:03.803

P14 31 Bryn GRIFFITHS (M)				
LAP	LAP TIME	DIFF	MPH	TIME OF DAY
1 -	1:20.614	6.568	73.25	11:58:05.106
2 -	1:16.226	2.180	77.47	11:59:21.332
3 -	1:15.610	1.564	78.10	12:00:36.942
4 -	1:14.972	0.926	78.77	12:01:51.914
5 -	1:14.888	0.842	78.86	12:03:06.802
6 -	1:14.851	0.805	78.89	12:04:21.653
7 -	1:14.877	0.831	78.87	12:05:36.530
8 -	1:16.361	2.315	77.33	12:06:52.891
9 -	1:15.486	1.440	78.23	12:08:08.377
10 -	1:14.502 (3)	0.456	79.26	12:09:22.879
11 -	1:14.569	0.523	79.19	12:10:37.448
12 -	1:14.552	0.506	79.21	12:11:52.000
13 -	1:14.707	0.661	79.05	12:13:06.707
14 -	1:14.540	0.494	79.22	12:14:21.247
15 -	1:14.257 (2)	0.211	79.53	12:15:35.504
16 -	1:14.046 (1)		79.75	12:16:49.550
17 -	1:14.826	0.780	78.92	12:18:04.376

P15 7 Adrian BURGE (M)				
LAP	LAP TIME	DIFF	MPH	TIME OF DAY
1 -	1:21.198	6.848	72.73	11:58:05.690
2 -	1:15.444	1.094	78.27	11:59:21.134
3 -	1:16.170	1.820	77.53	12:00:37.304
4 -	1:15.450	1.100	78.27	12:01:52.754
5 -	1:14.992	0.642	78.75	12:03:07.746
6 -	1:14.757	0.407	78.99	12:04:22.503
7 -	1:14.901	0.551	78.84	12:05:37.404
8 -	1:15.026	0.676	78.71	12:06:52.430
9 -	1:15.593	1.243	78.12	12:08:08.023
10 -	1:14.747	0.397	79.00	12:09:22.770
11 -	1:14.809	0.459	78.94	12:10:37.579
12 -	1:14.802	0.452	78.95	12:11:52.381
13 -	1:14.535	0.185	79.23	12:13:06.916
14 -	1:14.515	0.165	79.25	12:14:21.431
15 -	1:14.485 (3)	0.135	79.28	12:15:35.916
16 -	1:14.350 (1)		79.43	12:16:50.266
17 -	1:14.477 (2)	0.127	79.29	12:18:04.743

DIFF = Difference To Personal Best Lap

P16 30 Paul AUSTIN (M)				
LAP	LAP TIME	DIFF	MPH	TIME OF DAY
1 -	1:20.709	6.397	73.17	11:58:05.201
2 -	1:14.704	0.392	79.05	11:59:19.905
3 -	1:14.652	0.340	79.10	12:00:34.557
4 -	1:14.850	0.538	78.90	12:01:49.407
5 -	1:15.107	0.795	78.63	12:03:04.514
6 -	1:14.312 (1)		79.47	12:04:18.826
7 -	1:14.513	0.201	79.25	12:05:33.339
8 -	1:14.373 (2)	0.061	79.40	12:06:47.712
9 -	1:15.636	1.324	78.08	12:08:03.348
10 -	1:15.461	1.149	78.26	12:09:18.809
11 -	1:14.679	0.367	79.08	12:10:33.488
12 -	1:15.169	0.857	78.56	12:11:48.657
13 -	1:15.710	1.398	78.00	12:13:04.367
14 -	1:16.056	1.744	77.64	12:14:20.423
15 -	1:14.419 (3)	0.107	79.35	12:15:34.842
16 -	1:14.452	0.140	79.32	12:16:49.294
17 -	1:15.456	1.144	78.26	12:18:04.750

P17 34 Callum WARNER				
LAP	LAP TIME	DIFF	MPH	TIME OF DAY
1 -	1:22.658	8.895	71.44	11:58:07.150
2 -	1:15.560	1.797	78.15	11:59:22.710
3 -	1:16.057	2.294	77.64	12:00:38.767
4 -	1:18.101	4.338	75.61	12:01:56.868
5 -	1:14.860	1.097	78.88	12:03:11.728
6 -	1:14.798	1.035	78.95	12:04:26.526
7 -	1:15.507	1.744	78.21	12:05:42.033
8 -	1:14.747	0.984	79.00	12:06:56.780
9 -	1:14.425	0.662	79.35	12:08:11.205
10 -	1:14.199	0.436	79.59	12:09:25.404
11 -	1:14.855	1.092	78.89	12:10:40.259
12 -	1:13.763 (1)		80.06	12:11:54.022
13 -	1:14.034 (3)	0.271	79.76	12:13:08.056
14 -	1:13.968 (2)	0.205	79.84	12:14:22.024
15 -	1:14.360	0.597	79.41	12:15:36.384
16 -	1:14.364	0.601	79.41	12:16:50.748
17 -	1:14.497	0.734	79.27	12:18:05.245

P18 74 Clive CHISNALL (M)				
LAP	LAP TIME	DIFF	MPH	TIME OF DAY
1 -	1:21.370	7.348	72.57	11:58:05.862
2 -	1:18.642	4.620	75.09	11:59:24.504
3 -	1:15.120	1.098	78.61	12:00:39.624
4 -	1:14.997	0.975	78.74	12:01:54.621
5 -	1:16.216	2.194	77.48	12:03:10.837
6 -	1:14.507	0.485	79.26	12:04:25.344
7 -	1:14.105 (2)	0.083	79.69	12:05:39.449
8 -	1:14.474	0.452	79.29	12:06:53.923
9 -	1:14.655	0.633	79.10	12:08:08.578
10 -	1:14.858	0.836	78.89	12:09:23.436
11 -	1:15.671	1.649	78.04	12:10:39.107
12 -	1:14.439	0.417	79.33	12:11:53.546
13 -	1:14.022 (1)		79.78	12:13:07.568
14 -	1:14.219 (3)	0.197	79.57	12:14:21.787
15 -	1:14.567	0.545	79.19	12:15:36.354
16 -	1:14.247	0.225	79.54	12:16:50.601
17 -	1:14.976	0.954	78.76	12:18:05.577

Weather / Track : Cloudy / Dry

Silverstone National
Circuit Length = 1.6404 miles
Start: 11:56 Flag 12:17 End: 12:18

BRSCC Race Weekend - Silverstone National - 27th/28th May 2017

BRSCC Mazda MX5 Championship

RACE 13 - 3B - LAP ANALYSIS

DIFF = Difference To Personal Best Lap

P19 90 Andrew BARRETT (M)				
LAP	LAP TIME	DIFF	MPH	TIME OF DAY
1 -	1:23.427	8.803	70.78	11:58:07.919
2 -	1:15.621	0.997	78.09	11:59:23.540
3 -	1:15.572	0.948	78.14	12:00:39.112
4 -	1:15.173	0.549	78.56	12:01:54.285
5 -	1:16.371	1.747	77.32	12:03:10.656
6 -	1:15.632	1.008	78.08	12:04:26.288
7 -	1:15.282	0.658	78.44	12:05:41.570
8 -	1:15.471	0.847	78.25	12:06:57.041
9 -	1:14.844	0.220	78.90	12:08:11.885
10 -	1:15.092	0.468	78.64	12:09:26.977
11 -	1:15.319	0.695	78.40	12:10:42.296
12 -	1:14.808 (2)	0.184	78.94	12:11:57.104
13 -	1:14.816 (3)	0.192	78.93	12:13:11.920
14 -	1:14.863	0.239	78.88	12:14:26.783
15 -	1:15.438	0.814	78.28	12:15:42.221
16 -	1:14.624 (1)		79.13	12:16:56.845
17 -	1:15.018	0.394	78.72	12:18:11.863

P20 66 Nick RILEY (M)				
LAP	LAP TIME	DIFF	MPH	TIME OF DAY
1 -	1:25.125	10.104	69.37	11:58:09.617
2 -	1:15.488	0.467	78.23	11:59:25.105
3 -	1:15.069 (2)	0.048	78.66	12:00:40.174
4 -	1:15.828	0.807	77.88	12:01:56.002
5 -	1:15.988	0.967	77.71	12:03:11.990
6 -	1:15.493	0.472	78.22	12:04:27.483
7 -	1:15.351	0.330	78.37	12:05:42.834
8 -	1:15.021 (1)		78.72	12:06:57.855
9 -	1:15.265 (3)	0.244	78.46	12:08:13.120
10 -	1:15.680	0.659	78.03	12:09:28.800
11 -	1:16.045	1.024	77.66	12:10:44.845
12 -	1:15.596	0.575	78.12	12:12:00.441
13 -	1:16.012	0.991	77.69	12:13:16.453
14 -	1:15.996	0.975	77.71	12:14:32.449
15 -	1:15.959	0.938	77.74	12:15:48.408
16 -	1:16.326	1.305	77.37	12:17:04.734
17 -	1:15.598	0.577	78.11	12:18:20.332

P21 291 Luke SOUCH				
LAP	LAP TIME	DIFF	MPH	TIME OF DAY
1 -	1:24.352	8.307	70.01	11:58:08.844
2 -	1:18.906	2.861	74.84	11:59:27.750
3 -	1:17.431	1.386	76.27	12:00:45.181
4 -	1:17.959	1.914	75.75	12:02:03.140
5 -	1:16.728	0.683	76.96	12:03:19.868
6 -	1:17.856	1.811	75.85	12:04:37.724
7 -	1:16.895	0.850	76.80	12:05:54.619
8 -	1:17.653	1.608	76.05	12:07:12.272
9 -	1:17.218	1.173	76.48	12:08:29.490
10 -	1:17.022	0.977	76.67	12:09:46.512
11 -	1:17.387	1.342	76.31	12:11:03.899
12 -	1:16.520	0.475	77.17	12:12:20.419
13 -	1:16.234	0.189	77.46	12:13:36.653
14 -	1:16.104 (2)	0.059	77.59	12:14:52.757
15 -	1:16.045 (1)		77.66	12:16:08.802
16 -	1:16.213 (3)	0.168	77.48	12:17:25.015
17 -	1:17.473	1.428	76.22	12:18:42.488

DIFF = Difference To Personal Best Lap

P22 39 Bruce ROBINSON				
LAP	LAP TIME	DIFF	MPH	TIME OF DAY
1 -	1:24.669	8.854	69.74	11:58:09.161
2 -	1:17.195	1.380	76.50	11:59:26.356
3 -	1:17.801	1.986	75.90	12:00:44.157
4 -	1:17.784	1.969	75.92	12:02:01.941
5 -	1:17.713	1.898	75.99	12:03:19.654
6 -	1:18.490	2.675	75.24	12:04:38.144
7 -	1:17.014	1.199	76.68	12:05:55.158
8 -	1:18.035	2.220	75.67	12:07:13.193
9 -	1:17.235	1.420	76.46	12:08:30.428
10 -	1:18.219	2.404	75.50	12:09:48.647
11 -	1:17.213	1.398	76.48	12:11:05.860
12 -	1:17.048	1.233	76.64	12:12:22.908
13 -	1:16.526	0.711	77.17	12:13:39.434
14 -	1:16.096 (2)	0.281	77.60	12:14:55.530
15 -	1:16.096 (2)	0.281	77.60	12:16:11.626
16 -	1:15.815 (1)		77.89	12:17:27.441
17 -	1:16.134	0.319	77.56	12:18:43.575

P23 53 Jonathan FIELDSEND (M)				
LAP	LAP TIME	DIFF	MPH	TIME OF DAY
1 -	1:27.244	11.396	67.69	11:58:11.736
2 -	1:17.139	1.291	76.55	11:59:28.875
3 -	1:16.634	0.786	77.06	12:00:45.509
4 -	1:17.249	1.401	76.44	12:02:02.758
5 -	1:16.520	0.672	77.17	12:03:19.278
6 -	1:18.061	2.213	75.65	12:04:37.339
7 -	1:17.403	1.555	76.29	12:05:54.742
8 -	1:17.917	2.069	75.79	12:07:12.659
9 -	1:17.478	1.630	76.22	12:08:30.137
10 -	1:19.822	3.974	73.98	12:09:49.959
11 -	1:16.581	0.733	77.11	12:11:06.540
12 -	1:16.034 (3)	0.186	77.67	12:12:22.574
13 -	1:16.644	0.796	77.05	12:13:39.218
14 -	1:17.031	1.183	76.66	12:14:56.249
15 -	1:16.126	0.278	77.57	12:16:12.375
16 -	1:15.979 (2)	0.131	77.72	12:17:28.354
17 -	1:15.848 (1)		77.86	12:18:44.202

P24 9 James LOVE				
LAP	LAP TIME	DIFF	MPH	TIME OF DAY
1 -	1:27.143	9.127	67.76	11:58:11.635
2 -	1:19.279	1.263	74.49	11:59:30.914
3 -	1:18.658	0.642	75.08	12:00:49.572
4 -	1:19.314	1.298	74.45	12:02:08.886
5 -	1:18.855	0.839	74.89	12:03:27.741
6 -	1:18.798	0.782	74.94	12:04:46.539
7 -	1:18.659	0.643	75.07	12:06:05.198
8 -	1:18.526	0.510	75.20	12:07:23.724
9 -	1:18.711	0.695	75.02	12:08:42.435
10 -	1:18.016 (1)		75.69	12:10:00.451
11 -	1:18.220 (3)	0.204	75.50	12:11:18.671
12 -	1:19.183	1.167	74.58	12:12:37.854
13 -	1:20.171	2.155	73.66	12:13:58.025
14 -	1:18.025 (2)	0.009	75.68	12:15:16.050
15 -	1:18.907	0.891	74.84	12:16:34.957
16 -	1:19.803	1.787	74.00	12:17:54.760

P25 52 Jon PETHICK				
LAP	LAP TIME	DIFF	MPH	TIME OF DAY

Weather / Track : Cloudy / Dry

Silverstone National
 Circuit Length = 1.6404 miles
 Start: 11:56 Flag 12:17 End: 12:18

BRSCC Race Weekend - Silverstone National - 27th/28th May 2017

BRSCC Mazda MX5 Championship

RACE 13 - 3B - LAP ANALYSIS

DIFF = Difference To Personal Best Lap

1 -	1:21.815	7.510	72.18	11:58:06.307
2 -	1:15.538	1.233	78.18	11:59:21.845
3 -	1:15.838	1.533	77.87	12:00:37.683
4 -	1:16.206	1.901	77.49	12:01:53.889
5 -	1:16.029	1.724	77.67	12:03:09.918
6 -	1:14.305 (1)		79.47	12:04:24.223
7 -	1:14.817	0.512	78.93	12:05:39.040
8 -	1:14.563 (2)	0.258	79.20	12:06:53.603
9 -	1:15.421	1.116	78.30	12:08:09.024
10 -	1:14.791 (3)	0.486	78.96	12:09:23.815

BRSCC Race Weekend - Silverstone National - 27th/28th May 2017



BRSCC Mazda MX5 Championship

RACE 17 - 3A - CLASSIFICATION

POS	NO	NAME	ENTRY	LAPS	TIME	GAP	DIFF	MPH	BEST	ON
1	72	Joshua JACKSON	Mazda MX-5	17	20:44.471			80.67	1:12.541	9
2	94	Charlie BURGE	Mazda MX-5	17	20:44.567	0.096	0.096	80.66	1:12.430	16
3	36	Samuel SMITH	Mazda MX-5	17	20:44.849	0.378	0.282	80.64	1:12.538	15
4	23	Martin TOLLEY (M)	Mazda MX-5	17	20:44.859	0.388	0.010	80.64	1:12.342	16
5	15	John LANGRIDGE	Mazda MX-5	17	20:45.214	0.743	0.355	80.62	1:12.345	17
6	83	Brian TROTT	Mazda MX-5	17	20:46.101	1.630	0.887	80.56	1:12.584	5
7	107	Sam BAILEY	Mazda MX-5	17	20:46.258	1.787	0.157	80.55	1:12.348	17
8	175	Patrick LAY	Mazda MX-5	17	20:46.578	2.107	0.320	80.53	1:12.421	9
9	33	Jason GREATREX	Mazda MX-5	17	20:47.228	2.757	0.650	80.49	1:12.421	17
10	88	Stuart SYMONDS	Mazda MX-5	17	20:47.541	3.070	0.313	80.47	1:12.415	5
11	68	Paul TUCKER (M)	Mazda MX-5	17	20:54.683	10.212	7.142	80.01	1:12.408	5
12	105	Roger CHESNEAU	Mazda MX-5	17	20:55.307	10.836	0.624	79.97	1:12.649	14
13	91	Jack SYCAMORE	Mazda MX-5	17	20:56.213	11.742	0.906	79.91	1:12.426	2
14	20	Paul MAGUIRE	Mazda MX-5	17	20:56.340	11.869	0.127	79.91	1:12.759	14
15	41	Kevin BRENT (M)	Mazda MX-5	17	20:59.103	14.632	2.763	79.73	1:12.722	6
16	5	Richard COLLINS (M)	Mazda MX-5	17	21:00.279	15.808	1.176	79.66	1:12.807	9
17	69	Sam GENDY	Mazda MX-5	17	21:00.622	16.151	0.343	79.64	1:13.119	9
18	18	Clive POWLES (M)	Mazda MX-5	17	21:01.787	17.316	1.165	79.56	1:12.972	17
19	99	Patrick COLLINS (M)	Mazda MX-5	17	21:02.287	17.816	0.500	79.53	1:13.057	13
20	101	Simon WOODS (M)	Mazda MX-5	17	21:02.757	18.286	0.470	79.50	1:13.257	15
21	29	Adam CRAIG	Mazda MX-5	17	21:09.665	25.194	6.908	79.07	1:13.627	8
22	80	Anthony HUTCHINS (M)	Mazda MX-5	17	21:09.793	25.322	0.128	79.06	1:13.406	8
23	8	Michael FISK	Mazda MX-5	17	21:10.153	25.682	0.360	79.04	1:13.513	4
24	16	Matt PICKFORD (M)	Mazda MX-5	17	21:10.945	26.474	0.792	78.99	1:13.486	11
25	117	Michael CLOSE	Mazda MX-5	17	21:12.337	27.866	1.392	78.90	1:13.518	16
26	17	Russ LINDSAY (M)	Mazda MX-5	17	21:12.981	28.510	0.644	78.86	1:13.436	17
27	19	Oliver ROBINSON (M)	Mazda MX-5	17	21:15.979	31.508	2.998	78.68	1:13.955	13

NOT CLASSIFIED

DNF	6	Jack WARRY	Mazda MX-5	1	1:20.223	16 Laps	16 Laps	73.61	1:20.223	1
-----	---	------------	------------	---	----------	---------	---------	-------	----------	---

FASTEST LAP

	23	Martin TOLLEY (M)	Mazda MX-5	16	1:12.342			81.63 mph	131.37 kph	
--	----	-------------------	------------	----	----------	--	--	-----------	------------	--

Car 36 - 5 Place grid penalty.

Weather / Track : Cloudy / Dry

These results are provisional until the conclusion of any judicial and technical matters.

Silverstone National

Circuit Length = 1.6404 miles

Start: 15:04 Flag 15:25 End: 15:25

Clerk Of Course :

Timekeeper :

BRSCC Race Weekend - Silverstone National - 27th/28th May 2017

BRSCC Mazda MX5 Championship

RACE 17 - 3A - LAP CHART

LAP 1 @ 15:05:48.613			LAP 2 @ 15:07:01.474			LAP 3 @ 15:08:14.907			LAP 4 @ 15:09:28.208			LAP 5 @ 15:10:41.405		
NO	BEHIND	LAP TIME	NO	BEHIND	LAP TIME	NO	BEHIND	LAP TIME	NO	BEHIND	LAP TIME	NO	BEHIND	LAP TIME
23		1:15.804	23		1:12.861	23		1:13.433	23		1:13.301	23		1:13.197
72	0.387	1:16.191	72	0.604	1:13.078	33	0.906	1:13.334	36	0.394	1:12.667	36	0.349	1:13.152
33	0.551	1:16.355	33	1.005	1:13.315	36	1.028	1:13.347	72	0.869	1:13.004	72	0.448	1:12.776
107	0.631	1:16.435	36	1.114	1:12.688	72	1.166	1:13.995	33	1.121	1:13.516	33	0.707	1:12.783
83	1.137	1:16.941	107	1.365	1:13.595	107	1.447	1:13.515	107	1.401	1:13.255	94	0.873	1:12.462
36	1.287	1:17.091	83	1.809	1:13.533	83	1.947	1:13.571	94	1.608	1:12.828	107	1.273	1:13.069
15	2.014	1:17.818	94	2.138	1:12.692	94	2.081	1:13.376	83	2.134	1:13.488	83	1.521	1:12.584
94	2.307	1:18.111	15	2.191	1:13.038	15	2.633	1:13.875	15	2.209	1:12.877	91	2.165	1:12.722
68	2.691	1:18.495	91	2.860	1:12.426	68	2.866	1:13.420	91	2.640	1:12.858	15	2.232	1:13.220
91	3.295	1:19.099	68	2.879	1:13.049	91	3.083	1:13.656	68	3.187	1:13.622	68	2.398	1:12.408
105	3.377	1:19.181	20	3.330	1:12.805	20	3.265	1:13.368	88	3.772	1:13.353	88	2.990	1:12.415
20	3.386	1:19.190	105	3.598	1:13.082	105	3.573	1:13.408	20	4.045	1:14.081	175	3.922	1:12.882
88	3.813	1:19.617	88	4.009	1:13.057	88	3.720	1:13.144	175	4.237	1:13.518	20	4.166	1:13.318
6	4.419	1:20.223	175	4.394	1:12.829	175	4.020	1:13.059	105	4.337	1:14.065	105	4.375	1:13.235
175	4.426	1:20.230	41	5.184	1:13.231	41	4.705	1:12.954	41	4.684	1:13.280	41	5.017	1:13.530
99	4.499	1:20.303	99	5.466	1:13.828	99	6.964	1:14.931	99	7.214	1:13.551	99	7.706	1:13.689
41	4.814	1:20.618	69	6.871	1:14.764	69	7.315	1:13.877	69	7.660	1:13.646	69	8.569	1:14.106
69	4.968	1:20.772	29	7.197	1:14.708	5	7.834	1:14.063	5	7.896	1:13.363	5	8.821	1:14.122
5	5.336	1:21.140	5	7.204	1:14.729	29	8.034	1:14.270	29	8.457	1:13.724	29	9.054	1:13.794
29	5.350	1:21.154	101	7.578	1:14.347	101	8.312	1:14.167	101	8.761	1:13.750	101	9.183	1:13.619
117	5.556	1:21.360	18	8.013	1:14.094	18	8.720	1:14.140	18	9.011	1:13.592	18	9.559	1:13.745
80	5.840	1:21.644	80	8.427	1:15.448	80	9.161	1:14.167	80	9.523	1:13.663	80	9.784	1:13.458
101	6.092	1:21.896	8	8.737	1:14.618	8	9.590	1:14.286	8	9.802	1:13.513	8	10.374	1:13.769
18	6.780	1:22.584	17	9.258	1:14.778	16	10.270	1:13.822	16	10.716	1:13.747	16	11.487	1:13.968
8	6.980	1:22.784	117	9.770	1:17.075	17	10.363	1:14.538	17	11.535	1:14.473	17	13.484	1:15.146
17	7.341	1:23.145	16	9.881	1:15.392	117	11.195	1:14.858	117	12.211	1:14.317	117	13.518	1:14.504
16	7.350	1:23.154	19	10.317	1:15.716	19	11.363	1:14.479	19	16.531	1:18.469	19	17.495	1:14.161
19	7.462	1:23.266												

Weather / Track : Cloudy / Dry

BRSCC Race Weekend - Silverstone National - 27th/28th May 2017

BRSCC Mazda MX5 Championship

RACE 17 - 3A - LAP CHART

LAP 6 @ 15:11:54.596			LAP 7 @ 15:13:07.282			LAP 8 @ 15:14:19.896			LAP 9 @ 15:15:32.628			LAP 10 @ 15:16:46.641		
NO	BEHIND	LAP TIME	NO	BEHIND	LAP TIME	NO	BEHIND	LAP TIME	NO	BEHIND	LAP TIME	NO	BEHIND	LAP TIME
36		1:12.842	36		1:12.686	36		1:12.614	36		1:12.732	72		1:13.515
23	0.100	1:13.291	23	0.111	1:12.697	23	0.166	1:12.669	23	0.199	1:12.765	36	0.014	1:14.027
72	0.536	1:13.279	72	0.697	1:12.847	72	0.689	1:12.606	72	0.498	1:12.541	23	0.015	1:13.829
33	0.816	1:13.300	33	0.931	1:12.801	94	1.458	1:12.930	94	1.176	1:12.450	94	0.197	1:13.034
94	0.909	1:13.227	94	1.142	1:12.919	107	1.952	1:13.269	107	2.050	1:12.830	83	1.292	1:13.057
107	1.181	1:13.099	107	1.297	1:12.802	83	2.195	1:13.082	83	2.248	1:12.785	107	1.508	1:13.471
83	1.614	1:13.284	83	1.727	1:12.799	33	2.197	1:13.880	175	3.194	1:12.421	175	1.726	1:12.545
15	1.887	1:12.846	15	1.917	1:12.716	15	2.303	1:13.000	15	3.501	1:13.930	15	2.012	1:12.524
68	2.262	1:13.055	68	2.150	1:12.574	68	2.401	1:12.865	33	3.722	1:14.257	33	2.325	1:12.616
91	3.395	1:14.421	175	3.603	1:12.817	175	3.505	1:12.516	88	4.397	1:12.857	88	3.338	1:12.954
175	3.472	1:12.741	91	3.955	1:13.246	88	4.272	1:12.608	20	6.183	1:13.555	91	6.154	1:13.787
88	3.994	1:14.195	88	4.278	1:12.970	91	4.681	1:13.340	105	6.370	1:14.245	68	6.217	1:13.116
105	4.010	1:12.826	105	4.605	1:13.281	105	4.857	1:12.866	91	6.380	1:14.431	20	6.226	1:14.056
20	4.306	1:13.331	20	5.080	1:13.460	20	5.360	1:12.894	41	6.930	1:13.566	105	6.569	1:14.212
41	4.548	1:12.722	41	5.235	1:13.373	41	6.096	1:13.475	68	7.114	1:17.445	41	7.638	1:14.721
99	8.012	1:13.497	99	8.928	1:13.602	99	10.185	1:13.871	99	10.909	1:13.456	99	10.587	1:13.691
5	9.157	1:13.527	5	10.292	1:13.821	5	11.077	1:13.399	5	11.152	1:12.807	5	10.700	1:13.561
69	9.518	1:14.140	69	10.485	1:13.653	69	11.586	1:13.715	69	11.973	1:13.119	69	11.616	1:13.656
29	9.746	1:13.883	101	11.566	1:14.269	101	12.526	1:13.574	101	13.197	1:13.403	101	12.664	1:13.480
18	9.846	1:13.478	29	12.257	1:15.197	29	13.270	1:13.627	29	14.845	1:14.307	18	14.639	1:13.800
101	9.983	1:13.991	18	12.690	1:15.530	18	13.498	1:13.422	18	14.852	1:14.086	29	15.088	1:14.256
80	10.455	1:13.862	80	13.037	1:15.268	80	13.829	1:13.406	80	15.342	1:14.245	80	15.326	1:13.997
8	10.996	1:13.813	8	13.540	1:15.230	8	14.782	1:13.856	8	16.411	1:14.361	8	16.011	1:13.613
16	12.156	1:13.860	16	13.673	1:14.203	16	15.078	1:14.019	16	17.165	1:14.819	16	16.869	1:13.717
17	15.574	1:15.281	117	17.271	1:14.121	117	18.894	1:14.237	117	20.411	1:14.249	117	20.628	1:14.230
117	15.836	1:15.509	17	17.837	1:14.949	17	19.218	1:13.995	17	20.902	1:14.416	17	20.833	1:13.944
19	18.806	1:14.502	19	20.313	1:14.193	19	21.828	1:14.129	19	23.198	1:14.102	19	23.614	1:14.429

Weather / Track : Cloudy / Dry

Silverstone National
 Circuit Length = 1.6404 miles
 Start: 15:04 Flag 15:25 End: 15:25

BRSCC Race Weekend - Silverstone National - 27th/28th May 2017

BRSCC Mazda MX5 Championship

RACE 17 - 3A - LAP CHART

LAP 11 @ 15:17:59.925			LAP 12 @ 15:19:12.570			LAP 13 @ 15:20:25.397			LAP 14 @ 15:21:38.970			LAP 15 @ 15:22:51.508		
NO	BEHIND	LAP TIME	NO	BEHIND	LAP TIME	NO	BEHIND	LAP TIME	NO	BEHIND	LAP TIME	NO	BEHIND	LAP TIME
36		1:13.270	36		1:12.645	36		1:12.827	36		1:13.573	36		1:12.538
72	0.166	1:13.450	72	0.292	1:12.771	23	0.036	1:12.356	72	0.164	1:13.325	72	0.173	1:12.547
23	0.417	1:13.686	23	0.507	1:12.735	72	0.412	1:12.947	94	0.449	1:13.251	94	0.551	1:12.640
94	0.636	1:13.723	94	0.903	1:12.912	94	0.771	1:12.695	23	0.596	1:14.133	23	0.840	1:12.782
83	0.943	1:12.935	83	1.140	1:12.842	83	1.414	1:13.101	83	0.893	1:13.052	83	1.326	1:12.971
107	1.077	1:12.853	107	1.579	1:13.147	175	2.031	1:13.086	15	1.527	1:12.888	15	1.513	1:12.524
175	1.419	1:12.977	175	1.772	1:12.998	107	2.086	1:13.334	175	1.604	1:13.146	175	1.607	1:12.541
15	1.696	1:12.968	15	2.294	1:13.243	15	2.212	1:12.745	107	1.842	1:13.329	107	2.073	1:12.769
33	1.849	1:12.808	33	2.385	1:13.181	33	2.416	1:12.858	88	2.395	1:12.723	88	2.497	1:12.640
88	2.822	1:12.768	88	3.379	1:13.202	88	3.245	1:12.693	33	2.730	1:13.887	33	2.740	1:12.548
68	6.996	1:14.063	68	7.456	1:13.105	68	8.141	1:13.512	68	7.542	1:12.974	68	8.421	1:13.417
105	7.378	1:14.093	91	8.529	1:13.511	91	8.733	1:13.031	91	8.329	1:13.169	20	9.292	1:13.347
91	7.663	1:14.793	20	9.054	1:13.883	20	9.297	1:13.070	20	8.483	1:12.759	91	9.516	1:13.725
20	7.816	1:14.874	41	9.715	1:13.952	105	10.368	1:13.458	105	9.444	1:12.649	105	9.567	1:12.661
41	8.408	1:14.054	105	9.737	1:15.004	41	10.748	1:13.860	41	10.962	1:13.787	41	12.231	1:13.807
99	11.200	1:13.897	99	12.429	1:13.874	99	12.659	1:13.057	5	12.700	1:13.082	5	14.862	1:14.700
5	11.426	1:14.010	5	12.559	1:13.778	5	13.191	1:13.459	99	12.914	1:13.828	99	15.163	1:14.787
69	11.633	1:13.301	69	12.760	1:13.772	69	13.485	1:13.552	69	13.209	1:13.297	69	15.163	1:14.492
101	13.038	1:13.658	101	14.425	1:14.032	101	15.975	1:14.377	18	16.132	1:13.436	18	16.906	1:13.312
18	15.123	1:13.768	18	15.883	1:13.405	18	16.269	1:13.213	101	16.388	1:13.986	101	17.107	1:13.257
80	16.109	1:14.067	8	18.330	1:14.369	80	20.127	1:14.569	80	20.692	1:14.138	29	22.510	1:14.182
29	16.278	1:14.474	80	18.385	1:14.921	8	20.669	1:15.166	29	20.866	1:13.735	8	22.901	1:13.692
8	16.606	1:13.879	29	18.558	1:14.925	29	20.704	1:14.973	16	21.415	1:14.102	80	23.044	1:14.890
16	17.071	1:13.486	16	18.989	1:14.563	16	20.886	1:14.724	8	21.747	1:14.651	16	23.362	1:14.485
117	21.522	1:14.178	117	23.012	1:14.135	117	24.148	1:13.963	117	24.724	1:14.149	117	26.216	1:14.030
17	21.954	1:14.405	17	23.184	1:13.875	17	25.285	1:14.928	17	25.650	1:13.938	17	26.667	1:13.555
19	24.536	1:14.206	19	25.848	1:13.957	19	26.976	1:13.955	19	27.615	1:14.212	19	29.126	1:14.049

Weather / Track : Cloudy / Dry

Silverstone National
Circuit Length = 1.6404 miles
Start: 15:04 Flag 15:25 End: 15:25

BRSCC Race Weekend - Silverstone National - 27th/28th May 2017

BRSCC Mazda MX5 Championship

RACE 17 - 3A - LAP CHART

LAP 16 @ 15:24:04.122			LAP 17 @ 15:25:17.280		
NO	BEHIND	LAP TIME	NO	BEHIND	LAP TIME
36		1:12.614	72		1:13.053
72	0.105	1:12.546	94	0.096	1:12.887
94	0.367	1:12.430	36	0.378	1:13.536
23	0.568	1:12.342	23	0.388	1:12.978
15	1.556	1:12.657	15	0.743	1:12.345
83	2.117	1:13.405	83	1.630	1:12.671
107	2.597	1:13.138	107	1.787	1:12.348
175	2.799	1:13.806	175	2.107	1:12.466
88	3.251	1:13.368	33	2.757	1:12.421
33	3.494	1:13.368	88	3.070	1:12.977
68	8.916	1:13.109	68	10.212	1:14.454
20	9.965	1:13.287	105	10.836	1:13.575
105	10.419	1:13.466	91	11.742	1:14.189
91	10.711	1:13.809	20	11.869	1:15.062
41	13.757	1:14.140	41	14.632	1:14.033
5	15.896	1:13.648	5	15.808	1:13.070
69	16.134	1:13.585	69	16.151	1:13.175
99	17.132	1:14.583	18	17.316	1:12.972
18	17.502	1:13.210	99	17.816	1:13.842
101	17.969	1:13.476	101	18.286	1:13.475
29	23.959	1:14.063	29	25.194	1:14.393
80	24.621	1:14.191	80	25.322	1:13.859
8	24.958	1:14.671	8	25.682	1:13.882
16	25.053	1:14.305	16	26.474	1:14.579
117	27.120	1:13.518	117	27.866	1:13.904
17	28.232	1:14.179	17	28.510	1:13.436
19	30.661	1:14.149	19	31.508	1:14.005

Weather / Track : Cloudy / Dry

Results can be found at www.tsl-timing.com

Page 4 of 4

Silverstone National
Circuit Length = 1.6404 miles
Start: 15:04 Flag 15:25 End: 15:25

Printed - 15:26 Sunday, 28 May 2017

BRSCC Race Weekend - Silverstone National - 27th/28th May 2017

BRSCC Mazda MX5 Championship

RACE 17 - 3A - LAP ANALYSIS

DIFF = Difference To Personal Best Lap

P1 72 Joshua JACKSON				
LAP	LAP TIME	DIFF	MPH	TIME OF DAY
1 -	1:16.191	3.650	77.51	15:05:49.000
2 -	1:13.078	0.537	80.81	15:07:02.078
3 -	1:13.995	1.454	79.81	15:08:16.073
4 -	1:13.004	0.463	80.89	15:09:29.077
5 -	1:12.776	0.235	81.14	15:10:41.853
6 -	1:13.279	0.738	80.59	15:11:55.132
7 -	1:12.847	0.306	81.06	15:13:07.979
8 -	1:12.606	0.065	81.33	15:14:20.585
9 -	1:12.541 (1)		81.41	15:15:33.126
10 -	1:13.515	0.974	80.33	15:16:46.641
11 -	1:13.450	0.909	80.40	15:18:00.091
12 -	1:12.771	0.230	81.15	15:19:12.862
13 -	1:12.947	0.406	80.95	15:20:25.809
14 -	1:13.325	0.784	80.54	15:21:39.134
15 -	1:12.547 (3)	0.006	81.40	15:22:51.681
16 -	1:12.546 (2)	0.005	81.40	15:24:04.227
17 -	1:13.053	0.512	80.84	15:25:17.280

P2 94 Charlie BURGE				
LAP	LAP TIME	DIFF	MPH	TIME OF DAY
1 -	1:18.111	5.681	75.60	15:05:50.920
2 -	1:12.692	0.262	81.24	15:07:03.612
3 -	1:13.376	0.946	80.48	15:08:16.988
4 -	1:12.828	0.398	81.09	15:09:29.816
5 -	1:12.462 (3)	0.032	81.50	15:10:42.278
6 -	1:13.227	0.797	80.64	15:11:55.505
7 -	1:12.919	0.489	80.98	15:13:08.424
8 -	1:12.930	0.500	80.97	15:14:21.354
9 -	1:12.450 (2)	0.020	81.51	15:15:33.804
10 -	1:13.034	0.604	80.86	15:16:46.838
11 -	1:13.723	1.293	80.10	15:18:00.561
12 -	1:12.912	0.482	80.99	15:19:13.473
13 -	1:12.695	0.265	81.23	15:20:26.168
14 -	1:13.251	0.821	80.62	15:21:39.419
15 -	1:12.640	0.210	81.30	15:22:52.059
16 -	1:12.430 (1)		81.53	15:24:04.489
17 -	1:12.887	0.457	81.02	15:25:17.376

P3 36 Samuel SMITH				
LAP	LAP TIME	DIFF	MPH	TIME OF DAY
1 -	1:17.091	4.553	76.60	15:05:49.900
2 -	1:12.688	0.150	81.24	15:07:02.588
3 -	1:13.347	0.809	80.51	15:08:15.935
4 -	1:12.667	0.129	81.27	15:09:28.602
5 -	1:13.152	0.614	80.73	15:10:41.754
6 -	1:12.842	0.304	81.07	15:11:54.596
7 -	1:12.686	0.148	81.24	15:13:07.282
8 -	1:12.614 (2)	0.076	81.32	15:14:19.896
9 -	1:12.732	0.194	81.19	15:15:32.628
10 -	1:14.027	1.489	79.77	15:16:46.655
11 -	1:13.270	0.732	80.60	15:17:59.925
12 -	1:12.645	0.107	81.29	15:19:12.570
13 -	1:12.827	0.289	81.09	15:20:25.397
14 -	1:13.573	1.035	80.26	15:21:38.970
15 -	1:12.538 (1)		81.41	15:22:51.508
16 -	1:12.614 (2)	0.076	81.32	15:24:04.122
17 -	1:13.536	0.998	80.30	15:25:17.658

DIFF = Difference To Personal Best Lap

P4 23 Martin TOLLEY (M)				
LAP	LAP TIME	DIFF	MPH	TIME OF DAY
1 -	1:15.804	3.462	77.90	15:05:48.613
2 -	1:12.861	0.519	81.05	15:07:01.474
3 -	1:13.433	1.091	80.42	15:08:14.907
4 -	1:13.301	0.959	80.56	15:09:28.208
5 -	1:13.197	0.855	80.68	15:10:41.405
6 -	1:13.291	0.949	80.57	15:11:54.696
7 -	1:12.697	0.355	81.23	15:13:07.393
8 -	1:12.669 (3)	0.327	81.26	15:14:20.062
9 -	1:12.765	0.423	81.16	15:15:32.827
10 -	1:13.829	1.487	79.99	15:16:46.656
11 -	1:13.686	1.344	80.14	15:18:00.342
12 -	1:12.735	0.393	81.19	15:19:13.077
13 -	1:12.356 (2)	0.014	81.61	15:20:25.433
14 -	1:14.133	1.791	79.66	15:21:39.566
15 -	1:12.782	0.440	81.14	15:22:52.348
16 -	1:12.342 (1)		81.63	15:24:04.690
17 -	1:12.978	0.636	80.92	15:25:17.668

P5 15 John LANGRIDGE				
LAP	LAP TIME	DIFF	MPH	TIME OF DAY
1 -	1:17.818	5.473	75.89	15:05:50.627
2 -	1:13.038	0.693	80.85	15:07:03.665
3 -	1:13.875	1.530	79.94	15:08:17.540
4 -	1:12.877	0.532	81.03	15:09:30.417
5 -	1:13.220	0.875	80.65	15:10:43.637
6 -	1:12.846	0.501	81.07	15:11:56.483
7 -	1:12.716	0.371	81.21	15:13:09.199
8 -	1:13.000	0.655	80.89	15:14:22.199
9 -	1:13.930	1.585	79.88	15:15:36.129
10 -	1:12.524 (2)	0.179	81.43	15:16:48.653
11 -	1:12.968	0.623	80.93	15:18:01.621
12 -	1:13.243	0.898	80.63	15:19:14.864
13 -	1:12.745	0.400	81.18	15:20:27.609
14 -	1:12.888	0.543	81.02	15:21:40.497
15 -	1:12.524 (2)	0.179	81.43	15:22:53.021
16 -	1:12.657	0.312	81.28	15:24:05.678
17 -	1:12.345 (1)		81.63	15:25:18.023

P6 83 Brian TROTT				
LAP	LAP TIME	DIFF	MPH	TIME OF DAY
1 -	1:16.941	4.357	76.75	15:05:49.750
2 -	1:13.533	0.949	80.31	15:07:03.283
3 -	1:13.571	0.987	80.27	15:08:16.854
4 -	1:13.488	0.904	80.36	15:09:30.342
5 -	1:12.584 (1)		81.36	15:10:42.926
6 -	1:13.284	0.700	80.58	15:11:56.210
7 -	1:12.799	0.215	81.12	15:13:09.009
8 -	1:13.082	0.498	80.80	15:14:22.091
9 -	1:12.785 (3)	0.201	81.13	15:15:34.876
10 -	1:13.057	0.473	80.83	15:16:47.933
11 -	1:12.935	0.351	80.97	15:18:00.868
12 -	1:12.842	0.258	81.07	15:19:13.710
13 -	1:13.101	0.517	80.78	15:20:26.811
14 -	1:13.052	0.468	80.84	15:21:39.863
15 -	1:12.971	0.387	80.93	15:22:52.834
16 -	1:13.405	0.821	80.45	15:24:06.239
17 -	1:12.671 (2)	0.087	81.26	15:25:18.910

Weather / Track : Cloudy / Dry

Silverstone National
Circuit Length = 1.6404 miles
Start: 15:04 Flag 15:25 End: 15:25

BRSCC Race Weekend - Silverstone National - 27th/28th May 2017

BRSCC Mazda MX5 Championship

RACE 17 - 3A - LAP ANALYSIS

DIFF = Difference To Personal Best Lap

P7 107 Sam BAILEY				
LAP	LAP TIME	DIFF	MPH	TIME OF DAY
1 -	1:16.435	4.087	77.26	15:05:49.244
2 -	1:13.595	1.247	80.24	15:07:02.839
3 -	1:13.515	1.167	80.33	15:08:16.354
4 -	1:13.255	0.907	80.61	15:09:29.609
5 -	1:13.069	0.721	80.82	15:10:42.678
6 -	1:13.099	0.751	80.79	15:11:55.777
7 -	1:12.802 (3)	0.454	81.11	15:13:08.579
8 -	1:13.269	0.921	80.60	15:14:21.848
9 -	1:12.830	0.482	81.08	15:15:34.678
10 -	1:13.471	1.123	80.38	15:16:48.149
11 -	1:12.853	0.505	81.06	15:18:01.002
12 -	1:13.147	0.799	80.73	15:19:14.149
13 -	1:13.334	0.986	80.53	15:20:27.483
14 -	1:13.329	0.981	80.53	15:21:40.812
15 -	1:12.769 (2)	0.421	81.15	15:22:53.581
16 -	1:13.138	0.790	80.74	15:24:06.719
17 -	1:12.348 (1)		81.62	15:25:19.067

P8 175 Patrick LAY				
LAP	LAP TIME	DIFF	MPH	TIME OF DAY
1 -	1:20.230	7.809	73.60	15:05:53.039
2 -	1:12.829	0.408	81.08	15:07:05.868
3 -	1:13.059	0.638	80.83	15:08:18.927
4 -	1:13.518	1.097	80.32	15:09:32.445
5 -	1:12.882	0.461	81.03	15:10:45.327
6 -	1:12.741	0.320	81.18	15:11:58.068
7 -	1:12.817	0.396	81.10	15:13:10.885
8 -	1:12.516 (3)	0.095	81.43	15:14:23.401
9 -	1:12.421 (1)		81.54	15:15:35.822
10 -	1:12.545	0.124	81.40	15:16:48.367
11 -	1:12.977	0.556	80.92	15:18:01.344
12 -	1:12.998	0.577	80.90	15:19:14.342
13 -	1:13.086	0.665	80.80	15:20:27.428
14 -	1:13.146	0.725	80.73	15:21:40.574
15 -	1:12.541	0.120	81.41	15:22:53.115
16 -	1:13.806	1.385	80.01	15:24:06.921
17 -	1:12.466 (2)	0.045	81.49	15:25:19.387

P9 33 Jason GREATREX				
LAP	LAP TIME	DIFF	MPH	TIME OF DAY
1 -	1:16.355	3.934	77.34	15:05:49.164
2 -	1:13.315	0.894	80.55	15:07:02.479
3 -	1:13.334	0.913	80.53	15:08:15.813
4 -	1:13.516	1.095	80.33	15:09:29.329
5 -	1:12.783	0.362	81.14	15:10:42.112
6 -	1:13.300	0.879	80.56	15:11:55.412
7 -	1:12.801	0.380	81.12	15:13:08.213
8 -	1:13.880	1.459	79.93	15:14:22.093
9 -	1:14.257	1.836	79.53	15:15:36.350
10 -	1:12.616 (3)	0.195	81.32	15:16:48.966
11 -	1:12.808	0.387	81.11	15:18:01.774
12 -	1:13.181	0.760	80.69	15:19:14.955
13 -	1:12.858	0.437	81.05	15:20:27.813
14 -	1:13.887	1.466	79.92	15:21:41.700
15 -	1:12.548 (2)	0.127	81.40	15:22:54.248
16 -	1:13.368	0.947	80.49	15:24:07.616
17 -	1:12.421 (1)		81.54	15:25:20.037

DIFF = Difference To Personal Best Lap

P10 88 Stuart SYMONDS				
LAP	LAP TIME	DIFF	MPH	TIME OF DAY
1 -	1:19.617	7.202	74.17	15:05:52.426
2 -	1:13.057	0.642	80.83	15:07:05.483
3 -	1:13.144	0.729	80.74	15:08:18.627
4 -	1:13.353	0.938	80.51	15:09:31.980
5 -	1:12.415 (1)		81.55	15:10:44.395
6 -	1:14.195	1.780	79.59	15:11:58.590
7 -	1:12.970	0.555	80.93	15:13:11.560
8 -	1:12.608 (2)	0.193	81.33	15:14:24.168
9 -	1:12.857	0.442	81.05	15:15:37.025
10 -	1:12.954	0.539	80.95	15:16:49.979
11 -	1:12.768	0.353	81.15	15:18:02.747
12 -	1:13.202	0.787	80.67	15:19:15.949
13 -	1:12.693	0.278	81.24	15:20:28.642
14 -	1:12.723	0.308	81.20	15:21:41.365
15 -	1:12.640 (3)	0.225	81.30	15:22:54.005
16 -	1:13.368	0.953	80.49	15:24:07.373
17 -	1:12.977	0.562	80.92	15:25:20.350

P11 68 Paul TUCKER (M)				
LAP	LAP TIME	DIFF	MPH	TIME OF DAY
1 -	1:18.495	6.087	75.23	15:05:51.304
2 -	1:13.049	0.641	80.84	15:07:04.353
3 -	1:13.420	1.012	80.43	15:08:17.773
4 -	1:13.622	1.214	80.21	15:09:31.395
5 -	1:12.408 (1)		81.56	15:10:43.803
6 -	1:13.055	0.647	80.83	15:11:56.858
7 -	1:12.574 (2)	0.166	81.37	15:13:09.432
8 -	1:12.865 (3)	0.457	81.04	15:14:22.297
9 -	1:17.445	5.037	76.25	15:15:39.742
10 -	1:13.116	0.708	80.77	15:16:52.858
11 -	1:14.063	1.655	79.73	15:18:06.921
12 -	1:13.105	0.697	80.78	15:19:20.026
13 -	1:13.512	1.104	80.33	15:20:33.538
14 -	1:12.974	0.566	80.92	15:21:46.512
15 -	1:13.417	1.009	80.44	15:22:59.929
16 -	1:13.109	0.701	80.77	15:24:13.038
17 -	1:14.454	2.046	79.31	15:25:27.492

P12 105 Roger CHESNEAU				
LAP	LAP TIME	DIFF	MPH	TIME OF DAY
1 -	1:19.181	6.532	74.58	15:05:51.990
2 -	1:13.082	0.433	80.80	15:07:05.072
3 -	1:13.408	0.759	80.44	15:08:18.480
4 -	1:14.065	1.416	79.73	15:09:32.545
5 -	1:13.235	0.586	80.63	15:10:45.780
6 -	1:12.826 (3)	0.177	81.09	15:11:58.606
7 -	1:13.281	0.632	80.58	15:13:11.887
8 -	1:12.866	0.217	81.04	15:14:24.753
9 -	1:14.245	1.596	79.54	15:15:38.998
10 -	1:14.212	1.563	79.57	15:16:53.210
11 -	1:14.093	1.444	79.70	15:18:07.303
12 -	1:15.004	2.355	78.73	15:19:22.307
13 -	1:13.458	0.809	80.39	15:20:35.765
14 -	1:12.649 (1)		81.29	15:21:48.414
15 -	1:12.661 (2)	0.012	81.27	15:23:01.075
16 -	1:13.466	0.817	80.38	15:24:14.541
17 -	1:13.575	0.926	80.26	15:25:28.116

Weather / Track : Cloudy / Dry

Silverstone National
Circuit Length = 1.6404 miles
Start: 15:04 Flag 15:25 End: 15:25

BRSCC Race Weekend - Silverstone National - 27th/28th May 2017

BRSCC Mazda MX5 Championship

RACE 17 - 3A - LAP ANALYSIS

DIFF = Difference To Personal Best Lap

P13 91 Jack SYCAMORE				
LAP	LAP TIME	DIFF	MPH	TIME OF DAY
1 -	1:19.099	6.673	74.66	15:05:51.908
2 -	1:12.426 (1)		81.54	15:07:04.334
3 -	1:13.656	1.230	80.17	15:08:17.990
4 -	1:12.858 (3)	0.432	81.05	15:09:30.848
5 -	1:12.722 (2)	0.296	81.20	15:10:43.570
6 -	1:14.421	1.995	79.35	15:11:57.991
7 -	1:13.246	0.820	80.62	15:13:11.237
8 -	1:13.340	0.914	80.52	15:14:24.577
9 -	1:14.431	2.005	79.34	15:15:39.008
10 -	1:13.787	1.361	80.03	15:16:52.795
11 -	1:14.793	2.367	78.96	15:18:07.588
12 -	1:13.511	1.085	80.33	15:19:21.099
13 -	1:13.031	0.605	80.86	15:20:34.130
14 -	1:13.169	0.743	80.71	15:21:47.299
15 -	1:13.725	1.299	80.10	15:23:01.024
16 -	1:13.809	1.383	80.01	15:24:14.833
17 -	1:14.189	1.763	79.60	15:25:29.022

P14 20 Paul MAGUIRE				
LAP	LAP TIME	DIFF	MPH	TIME OF DAY
1 -	1:19.190	6.431	74.57	15:05:51.999
2 -	1:12.805 (2)	0.046	81.11	15:07:04.804
3 -	1:13.368	0.609	80.49	15:08:18.172
4 -	1:14.081	1.322	79.71	15:09:32.253
5 -	1:13.318	0.559	80.54	15:10:45.571
6 -	1:13.331	0.572	80.53	15:11:58.902
7 -	1:13.460	0.701	80.39	15:13:12.362
8 -	1:12.894 (3)	0.135	81.01	15:14:25.256
9 -	1:13.555	0.796	80.28	15:15:38.811
10 -	1:14.056	1.297	79.74	15:16:52.867
11 -	1:14.874	2.115	78.87	15:18:07.741
12 -	1:13.883	1.124	79.93	15:19:21.624
13 -	1:13.070	0.311	80.82	15:20:34.694
14 -	1:12.759 (1)		81.16	15:21:47.453
15 -	1:13.347	0.588	80.51	15:23:00.800
16 -	1:13.287	0.528	80.58	15:24:14.087
17 -	1:15.062	2.303	78.67	15:25:29.149

P15 41 Kevin BRENT (M)				
LAP	LAP TIME	DIFF	MPH	TIME OF DAY
1 -	1:20.618	7.896	73.25	15:05:53.427
2 -	1:13.231 (3)	0.509	80.64	15:07:06.658
3 -	1:12.954 (2)	0.232	80.95	15:08:19.612
4 -	1:13.280	0.558	80.59	15:09:32.892
5 -	1:13.530	0.808	80.31	15:10:46.422
6 -	1:12.722 (1)		81.20	15:11:59.144
7 -	1:13.373	0.651	80.48	15:13:12.517
8 -	1:13.475	0.753	80.37	15:14:25.992
9 -	1:13.566	0.844	80.27	15:15:39.558
10 -	1:14.721	1.999	79.03	15:16:54.279
11 -	1:14.054	1.332	79.74	15:18:08.333
12 -	1:13.952	1.230	79.85	15:19:22.285
13 -	1:13.860	1.138	79.95	15:20:36.145
14 -	1:13.787	1.065	80.03	15:21:49.932
15 -	1:13.807	1.085	80.01	15:23:03.739
16 -	1:14.140	1.418	79.65	15:24:17.879
17 -	1:14.033	1.311	79.77	15:25:31.912

DIFF = Difference To Personal Best Lap

P16 5 Richard COLLINS (M)				
LAP	LAP TIME	DIFF	MPH	TIME OF DAY
1 -	1:21.140	8.333	72.78	15:05:53.949
2 -	1:14.729	1.922	79.02	15:07:08.678
3 -	1:14.063	1.256	79.73	15:08:22.741
4 -	1:13.363	0.556	80.49	15:09:36.104
5 -	1:14.122	1.315	79.67	15:10:50.226
6 -	1:13.527	0.720	80.31	15:12:03.753
7 -	1:13.821	1.014	79.99	15:13:17.574
8 -	1:13.399	0.592	80.45	15:14:30.973
9 -	1:12.807 (1)		81.11	15:15:43.780
10 -	1:13.561	0.754	80.28	15:16:57.341
11 -	1:14.010	1.203	79.79	15:18:11.351
12 -	1:13.778	0.971	80.04	15:19:25.129
13 -	1:13.459	0.652	80.39	15:20:38.588
14 -	1:13.082 (3)	0.275	80.80	15:21:51.670
15 -	1:14.700	1.893	79.05	15:23:06.370
16 -	1:13.648	0.841	80.18	15:24:20.018
17 -	1:13.070 (2)	0.263	80.82	15:25:33.088

P17 69 Sam GENDY				
LAP	LAP TIME	DIFF	MPH	TIME OF DAY
1 -	1:20.772	7.653	73.11	15:05:53.581
2 -	1:14.764	1.645	78.99	15:07:08.345
3 -	1:13.877	0.758	79.93	15:08:22.222
4 -	1:13.646	0.527	80.18	15:09:35.868
5 -	1:14.106	0.987	79.69	15:10:49.974
6 -	1:14.140	1.021	79.65	15:12:04.114
7 -	1:13.653	0.534	80.18	15:13:17.767
8 -	1:13.715	0.596	80.11	15:14:31.482
9 -	1:13.119 (1)		80.76	15:15:44.601
10 -	1:13.656	0.537	80.17	15:16:58.257
11 -	1:13.301	0.182	80.56	15:18:11.558
12 -	1:13.772	0.653	80.05	15:19:25.330
13 -	1:13.552	0.433	80.29	15:20:38.882
14 -	1:13.297 (3)	0.178	80.57	15:21:52.179
15 -	1:14.492	1.373	79.27	15:23:06.671
16 -	1:13.585	0.466	80.25	15:24:20.256
17 -	1:13.175 (2)	0.056	80.70	15:25:33.431

P18 18 Clive POWLES (M)				
LAP	LAP TIME	DIFF	MPH	TIME OF DAY
1 -	1:22.584	9.612	71.51	15:05:55.393
2 -	1:14.094	1.122	79.70	15:07:09.487
3 -	1:14.140	1.168	79.65	15:08:23.627
4 -	1:13.592	0.620	80.24	15:09:37.219
5 -	1:13.745	0.773	80.08	15:10:50.964
6 -	1:13.478	0.506	80.37	15:12:04.442
7 -	1:15.530	2.558	78.18	15:13:19.972
8 -	1:13.422	0.450	80.43	15:14:33.394
9 -	1:14.086	1.114	79.71	15:15:47.480
10 -	1:13.800	0.828	80.02	15:17:01.280
11 -	1:13.768	0.796	80.05	15:18:15.048
12 -	1:13.405	0.433	80.45	15:19:28.453
13 -	1:13.213 (3)	0.241	80.66	15:20:41.666
14 -	1:13.436	0.464	80.41	15:21:55.102
15 -	1:13.312	0.340	80.55	15:23:08.414
16 -	1:13.210 (2)	0.238	80.66	15:24:21.624
17 -	1:12.972 (1)		80.93	15:25:34.596

Weather / Track : Cloudy / Dry

Silverstone National
Circuit Length = 1.6404 miles
Start: 15:04 Flag 15:25 End: 15:25

BRSCC Race Weekend - Silverstone National - 27th/28th May 2017

BRSCC Mazda MX5 Championship

RACE 17 - 3A - LAP ANALYSIS

DIFF = Difference To Personal Best Lap

P19 99 Patrick COLLINS (M)				
LAP	LAP TIME	DIFF	MPH	TIME OF DAY
1 -	1:20.303	7.246	73.54	15:05:53.112
2 -	1:13.828	0.771	79.99	15:07:06.940
3 -	1:14.931	1.874	78.81	15:08:21.871
4 -	1:13.551	0.494	80.29	15:09:35.422
5 -	1:13.689	0.632	80.14	15:10:49.111
6 -	1:13.497 (3)	0.440	80.35	15:12:02.608
7 -	1:13.602	0.545	80.23	15:13:16.210
8 -	1:13.871	0.814	79.94	15:14:30.081
9 -	1:13.456 (2)	0.399	80.39	15:15:43.537
10 -	1:13.691	0.634	80.14	15:16:57.228
11 -	1:13.897	0.840	79.91	15:18:11.125
12 -	1:13.874	0.817	79.94	15:19:24.999
13 -	1:13.057 (1)		80.83	15:20:38.056
14 -	1:13.828	0.771	79.99	15:21:51.884
15 -	1:14.787	1.730	78.96	15:23:06.671
16 -	1:14.583	1.526	79.18	15:24:21.254
17 -	1:13.842	0.785	79.97	15:25:35.096

P20 101 Simon WOODS (M)				
LAP	LAP TIME	DIFF	MPH	TIME OF DAY
1 -	1:21.896	8.639	72.11	15:05:54.705
2 -	1:14.347	1.090	79.43	15:07:09.052
3 -	1:14.167	0.910	79.62	15:08:23.219
4 -	1:13.750	0.493	80.07	15:09:36.969
5 -	1:13.619	0.362	80.21	15:10:50.588
6 -	1:13.991	0.734	79.81	15:12:04.579
7 -	1:14.269	1.012	79.51	15:13:18.848
8 -	1:13.574	0.317	80.26	15:14:32.422
9 -	1:13.403 (2)	0.146	80.45	15:15:45.825
10 -	1:13.480	0.223	80.37	15:16:59.305
11 -	1:13.658	0.401	80.17	15:18:12.963
12 -	1:14.032	0.775	79.77	15:19:26.995
13 -	1:14.377	1.120	79.40	15:20:41.372
14 -	1:13.986	0.729	79.82	15:21:55.358
15 -	1:13.257 (1)		80.61	15:23:08.615
16 -	1:13.476	0.219	80.37	15:24:22.091
17 -	1:13.475 (3)	0.218	80.37	15:25:35.566

P21 29 Adam CRAIG				
LAP	LAP TIME	DIFF	MPH	TIME OF DAY
1 -	1:21.154	7.527	72.77	15:05:53.963
2 -	1:14.708	1.081	79.05	15:07:08.671
3 -	1:14.270	0.643	79.51	15:08:22.941
4 -	1:13.724 (2)	0.097	80.10	15:09:36.665
5 -	1:13.794	0.167	80.02	15:10:50.459
6 -	1:13.883	0.256	79.93	15:12:04.342
7 -	1:15.197	1.570	78.53	15:13:19.539
8 -	1:13.627 (1)		80.21	15:14:33.166
9 -	1:14.307	0.680	79.47	15:15:47.473
10 -	1:14.256	0.629	79.53	15:17:01.729
11 -	1:14.474	0.847	79.29	15:18:16.203
12 -	1:14.925	1.298	78.82	15:19:31.128
13 -	1:14.973	1.346	78.77	15:20:46.101
14 -	1:13.735 (3)	0.108	80.09	15:21:59.836
15 -	1:14.182	0.555	79.61	15:23:14.018
16 -	1:14.063	0.436	79.73	15:24:28.081
17 -	1:14.393	0.766	79.38	15:25:42.474

DIFF = Difference To Personal Best Lap

P22 80 Anthony HUTCHINS (M)				
LAP	LAP TIME	DIFF	MPH	TIME OF DAY
1 -	1:21.644	8.238	72.33	15:05:54.453
2 -	1:15.448	2.042	78.27	15:07:09.901
3 -	1:14.167	0.761	79.62	15:08:24.068
4 -	1:13.663 (3)	0.257	80.17	15:09:37.731
5 -	1:13.458 (2)	0.052	80.39	15:10:51.189
6 -	1:13.862	0.456	79.95	15:12:05.051
7 -	1:15.268	1.862	78.46	15:13:20.319
8 -	1:13.406 (1)		80.45	15:14:33.725
9 -	1:14.245	0.839	79.54	15:15:47.970
10 -	1:13.997	0.591	79.80	15:17:01.967
11 -	1:14.067	0.661	79.73	15:18:16.034
12 -	1:14.921	1.515	78.82	15:19:30.955
13 -	1:14.569	1.163	79.19	15:20:45.524
14 -	1:14.138	0.732	79.65	15:21:59.662
15 -	1:14.890	1.484	78.85	15:23:14.552
16 -	1:14.191	0.785	79.60	15:24:28.743
17 -	1:13.859	0.453	79.95	15:25:42.602

P23 8 Michael FISK				
LAP	LAP TIME	DIFF	MPH	TIME OF DAY
1 -	1:22.784	9.271	71.33	15:05:55.593
2 -	1:14.618	1.105	79.14	15:07:10.211
3 -	1:14.286	0.773	79.49	15:08:24.497
4 -	1:13.513 (1)		80.33	15:09:38.010
5 -	1:13.769	0.256	80.05	15:10:51.779
6 -	1:13.813	0.300	80.00	15:12:05.592
7 -	1:15.230	1.717	78.50	15:13:20.822
8 -	1:13.856	0.343	79.96	15:14:34.678
9 -	1:14.361	0.848	79.41	15:15:49.039
10 -	1:13.613 (2)	0.100	80.22	15:17:02.652
11 -	1:13.879	0.366	79.93	15:18:16.531
12 -	1:14.369	0.856	79.41	15:19:30.900
13 -	1:15.166	1.653	78.56	15:20:46.066
14 -	1:14.651	1.138	79.11	15:22:00.717
15 -	1:13.692 (3)	0.179	80.13	15:23:14.409
16 -	1:14.671	1.158	79.08	15:24:29.080
17 -	1:13.882	0.369	79.93	15:25:42.962

P24 16 Matt PICKFORD (M)				
LAP	LAP TIME	DIFF	MPH	TIME OF DAY
1 -	1:23.154	9.668	71.02	15:05:55.963
2 -	1:15.392	1.906	78.33	15:07:11.355
3 -	1:13.822	0.336	79.99	15:08:25.177
4 -	1:13.747 (3)	0.261	80.08	15:09:38.924
5 -	1:13.968	0.482	79.84	15:10:52.892
6 -	1:13.860	0.374	79.95	15:12:06.752
7 -	1:14.203	0.717	79.58	15:13:20.955
8 -	1:14.019	0.533	79.78	15:14:34.974
9 -	1:14.819	1.333	78.93	15:15:49.793
10 -	1:13.717 (2)	0.231	80.11	15:17:03.510
11 -	1:13.486 (1)		80.36	15:18:16.996
12 -	1:14.563	1.077	79.20	15:19:31.559
13 -	1:14.724	1.238	79.03	15:20:46.283
14 -	1:14.102	0.616	79.69	15:22:00.385
15 -	1:14.485	0.999	79.28	15:23:14.870
16 -	1:14.305	0.819	79.47	15:24:29.175
17 -	1:14.579	1.093	79.18	15:25:43.754

Weather / Track : Cloudy / Dry

Silverstone National
Circuit Length = 1.6404 miles
Start: 15:04 Flag 15:25 End: 15:25

BRSCC Race Weekend - Silverstone National - 27th/28th May 2017

BRSCC Mazda MX5 Championship

RACE 17 - 3A - LAP ANALYSIS

DIFF = Difference To Personal Best Lap

P25 117 Michael CLOSE				
LAP	LAP TIME	DIFF	MPH	TIME OF DAY
1 -	1:21.360	7.842	72.58	15:05:54.169
2 -	1:17.075	3.557	76.62	15:07:11.244
3 -	1:14.858	1.340	78.89	15:08:26.102
4 -	1:14.317	0.799	79.46	15:09:40.419
5 -	1:14.504	0.986	79.26	15:10:54.923
6 -	1:15.509	1.991	78.21	15:12:10.432
7 -	1:14.121	0.603	79.67	15:13:24.553
8 -	1:14.237	0.719	79.55	15:14:38.790
9 -	1:14.249	0.731	79.53	15:15:53.039
10 -	1:14.230	0.712	79.55	15:17:07.269
11 -	1:14.178	0.660	79.61	15:18:21.447
12 -	1:14.135	0.617	79.66	15:19:35.582
13 -	1:13.963 (3)	0.445	79.84	15:20:49.545
14 -	1:14.149	0.631	79.64	15:22:03.694
15 -	1:14.030	0.512	79.77	15:23:17.724
16 -	1:13.518 (1)		80.32	15:24:31.242
17 -	1:13.904 (2)	0.386	79.90	15:25:45.146

DIFF = Difference To Personal Best Lap

P28 6 Jack WARRY				
LAP	LAP TIME	DIFF	MPH	TIME OF DAY
1 -	1:20.223 (1)		73.61	15:05:53.032

P26 17 Russ LINDSAY (M)				
LAP	LAP TIME	DIFF	MPH	TIME OF DAY
1 -	1:23.145	9.709	71.02	15:05:55.954
2 -	1:14.778	1.342	78.97	15:07:10.732
3 -	1:14.538	1.102	79.23	15:08:25.270
4 -	1:14.473	1.037	79.29	15:09:39.743
5 -	1:15.146	1.710	78.58	15:10:54.889
6 -	1:15.281	1.845	78.44	15:12:10.170
7 -	1:14.949	1.513	78.79	15:13:25.119
8 -	1:13.995	0.559	79.81	15:14:39.114
9 -	1:14.416	0.980	79.36	15:15:53.530
10 -	1:13.944	0.508	79.86	15:17:07.474
11 -	1:14.405	0.969	79.37	15:18:21.879
12 -	1:13.875 (3)	0.439	79.94	15:19:35.754
13 -	1:14.928	1.492	78.81	15:20:50.682
14 -	1:13.938	0.502	79.87	15:22:04.620
15 -	1:13.555 (2)	0.119	80.28	15:23:18.175
16 -	1:14.179	0.743	79.61	15:24:32.354
17 -	1:13.436 (1)		80.41	15:25:45.790

P27 19 Oliver ROBINSON (M)				
LAP	LAP TIME	DIFF	MPH	TIME OF DAY
1 -	1:23.266	9.311	70.92	15:05:56.075
2 -	1:15.716	1.761	77.99	15:07:11.791
3 -	1:14.479	0.524	79.29	15:08:26.270
4 -	1:18.469	4.514	75.26	15:09:44.739
5 -	1:14.161	0.206	79.63	15:10:58.900
6 -	1:14.502	0.547	79.26	15:12:13.402
7 -	1:14.193	0.238	79.59	15:13:27.595
8 -	1:14.129	0.174	79.66	15:14:41.724
9 -	1:14.102	0.147	79.69	15:15:55.826
10 -	1:14.429	0.474	79.34	15:17:10.255
11 -	1:14.206	0.251	79.58	15:18:24.461
12 -	1:13.957 (2)	0.002	79.85	15:19:38.418
13 -	1:13.955 (1)		79.85	15:20:52.373
14 -	1:14.212	0.257	79.57	15:22:06.585
15 -	1:14.049	0.094	79.75	15:23:20.634
16 -	1:14.149	0.194	79.64	15:24:34.783
17 -	1:14.005 (3)	0.050	79.80	15:25:48.788

Weather / Track : Cloudy / Dry