



BRSCC Mazda MX-5 Championship

Oulton Park International Circuit

17th June 2017



Results Provided by Timing Solutions Ltd
www.tsl-timing.com

BRSCC Race Day - Oulton Park International - 17th June 2017



BRSCC Mazda MX-5 Championship - Group 1

QUALIFYING - GROUP 1 - CLASSIFICATION

POS	NO	NAME	ENTRY	TIME	ON	LAPS	GAP	DIFF	MPH
1	37	James HARRIS	Mazda MX-5	2:04.715	2	10			77.70
2	63	Oliver ALLWOOD	Mazda MX-5	2:05.517	9	10	0.802	0.802	77.21
3	68	Paul TUCKER (M)	Mazda MX-5	2:06.047	2	10	1.332	0.530	76.88
4	83	Brian TROTT	Mazda MX-5	2:06.408	5	9	1.693	0.361	76.66
5	88	Stuart SYMONDS	Mazda MX-5	2:06.615	10	10	1.900	0.207	76.54
6	18	Clive POWLES (M)	Mazda MX-5	2:06.866	5	9	2.151	0.251	76.39
7	77	Stephen FODEN	Mazda MX-5	2:06.935	8	10	2.220	0.069	76.34
8	175	Patrick LAY	Mazda MX-5	2:06.985	6	8	2.270	0.050	76.31
9	107	Sam BAILEY	Mazda MX-5	2:07.423	3	8	2.708	0.438	76.05
10	20	Paul MAGUIRE	Mazda MX-5	2:07.546	3	10	2.831	0.123	75.98
11	41	Kevin BRENT (M)	Mazda MX-5	2:07.562	6	10	2.847	0.016	75.97
12	16	Matt PICKFORD (M)	Mazda MX-5	2:07.678	4	10	2.963	0.116	75.90
13	99	Patrick COLLINS (M)	Mazda MX-5	2:07.775	8	10	3.060	0.097	75.84
14	5	Richard COLLINS (M)	Mazda MX-5	2:07.833	4	10	3.118	0.058	75.81
15	67	Simon ORANGE (M)	Mazda MX-5	2:08.012	10	10	3.297	0.179	75.70
16	19	Oliver ROBINSON (M)	Mazda MX-5	2:08.546	10	10	3.831	0.534	75.39
17	55	Graham COLBY (M)	Mazda MX-5	2:08.986	9	9	4.271	0.440	75.13
18	10	Teddy CLARK	Mazda MX-5	2:10.033	5	9	5.318	1.047	74.52
19	722	Alan HAWKINS (M)	Mazda MX-5	2:10.623	8	9	5.908	0.590	74.19
20	12	Paul HUGHES	Mazda MX-5	2:10.737	8	9	6.022	0.114	74.12
21	7	Adrian BURGE (M)	Mazda MX-5	2:11.421	9	9	6.706	0.684	73.74
22	58	Dale WHITEMAN (M)	Mazda MX-5	2:15.683	8	9	10.968	4.262	71.42
23	53	Jonathan FIELDSEND (M)	Mazda MX-5	2:18.860	5	9	14.145	3.177	69.79

Cars 12, 41 & 722 - Lap Time(s) Disallowed - Track Limits

Weather / Track : Cloudy / Dry

These results are provisional until the conclusion of any judicial and technical matters.

Oulton Park International
Circuit Length = 2.6920 miles
Start: 08:30 Flag 08:50 End: 08:52

Clerk Of Course :	Timekeeper :
-------------------	--------------

BRSCC Race Day - Oulton Park International - 17th June 2017

BRSCC Mazda MX-5 Championship - Group 1

QUALIFYING - GROUP 1 - LAP ANALYSIS

DIFF = Difference To Personal Best Lap

P1 37 James HARRIS				
LAP	LAP TIME	DIFF	MPH	TIME OF DAY
1 -				08:32:39.316
2 -	2:04.715 (1)		77.70	08:34:44.031
3 -	2:06.076	1.361	76.86	08:36:50.107
4 -	2:06.131	1.416	76.83	08:38:56.238
5 -	2:09.659	4.944	74.74	08:41:05.897
6 -	2:06.986	2.271	76.31	08:43:12.883
7 -	2:05.676	0.961	77.11	08:45:18.559
8 -	2:05.119 (2)	0.404	77.45	08:47:23.678
9 -	2:14.895	10.180	71.84	08:49:38.573
10 -	2:05.304 (3)	0.589	77.34	08:51:43.877

P2 63 Oliver ALLWOOD				
LAP	LAP TIME	DIFF	MPH	TIME OF DAY
1 -				08:32:19.802
2 -	2:05.733 (2)	0.216	77.07	08:34:25.535
3 -	2:06.519	1.002	76.59	08:36:32.054
4 -	2:06.555	1.038	76.57	08:38:38.609
5 -	2:06.179 (3)	0.662	76.80	08:40:44.788
6 -	2:08.872	3.355	75.20	08:42:53.660
7 -	2:06.472	0.955	76.62	08:45:00.132
8 -	2:06.570	1.053	76.56	08:47:06.702
9 -	2:05.517 (1)		77.21	08:49:12.219
10 -	2:08.727	3.210	75.28	08:51:20.946

P3 68 Paul TUCKER (M)				
LAP	LAP TIME	DIFF	MPH	TIME OF DAY
1 -				08:32:20.196
2 -	2:06.047 (1)		76.88	08:34:26.243
3 -	2:06.699	0.652	76.49	08:36:32.942
4 -	2:08.518	2.471	75.40	08:38:41.460
5 -	2:07.304	1.257	76.12	08:40:48.764
6 -	2:06.187 (2)	0.140	76.80	08:42:54.951
7 -	2:06.312 (3)	0.265	76.72	08:45:01.263
8 -	2:06.439	0.392	76.64	08:47:07.702
9 -	2:06.627	0.580	76.53	08:49:14.329
10 -	2:07.022	0.975	76.29	08:51:21.351

P4 83 Brian TROTT				
LAP	LAP TIME	DIFF	MPH	TIME OF DAY
1 -				08:32:18.178
2 -	2:07.017	0.609	76.29	08:34:25.195
3 -	2:07.482	1.074	76.02	08:36:32.677
4 -	2:06.837	0.429	76.40	08:38:39.514
5 -	2:06.408 (1)		76.66	08:40:45.922
6 -	2:06.675 (3)	0.267	76.50	08:42:52.597
7 -	2:08.822	2.414	75.23	08:45:01.419
8 -	2:06.509 (2)	0.101	76.60	08:47:07.928
9 -	3:01.658 P	55.250	53.34	08:50:09.586

P5 88 Stuart SYMONDS				
LAP	LAP TIME	DIFF	MPH	TIME OF DAY
1 -				08:32:11.261
2 -	2:07.133	0.518	76.22	08:34:18.394
3 -	2:08.171	1.556	75.61	08:36:26.565
4 -	2:16.061	9.446	71.22	08:38:42.626
5 -	2:06.625 (2)	0.010	76.53	08:40:49.251
6 -	2:07.640	1.025	75.92	08:42:56.891
7 -	2:06.714 (3)	0.099	76.48	08:45:03.605

DIFF = Difference To Personal Best Lap

8 -	2:08.958	2.343	75.15	08:47:12.563
9 -	2:07.453	0.838	76.03	08:49:20.016
10 -	2:06.615 (1)		76.54	08:51:26.631

P6 18 Clive POWLES (M)				
LAP	LAP TIME	DIFF	MPH	TIME OF DAY
1 -				08:32:21.195
2 -	2:07.931	1.065	75.75	08:34:29.126
3 -	2:08.115	1.249	75.64	08:36:37.241
4 -	2:07.509 (2)	0.643	76.00	08:38:44.750
5 -	2:06.866 (1)		76.39	08:40:51.616
6 -	2:07.750 (3)	0.884	75.86	08:42:59.366
7 -	2:11.678 P	4.812	73.59	08:45:11.044
8 -	4:01.532	1:54.666	40.12	08:49:12.576
9 -	2:07.789	0.923	75.83	08:51:20.365

P7 77 Stephen FODEN				
LAP	LAP TIME	DIFF	MPH	TIME OF DAY
1 -				08:32:23.881
2 -	2:08.758	1.823	75.26	08:34:32.639
3 -	2:13.164	6.229	72.77	08:36:45.803
4 -	2:08.197 (3)	1.262	75.59	08:38:54.000
5 -	2:09.034	2.099	75.10	08:41:03.034
6 -	2:11.863	4.928	73.49	08:43:14.897
7 -	2:14.535	7.600	72.03	08:45:29.432
8 -	2:06.935 (1)		76.34	08:47:36.367
9 -	2:07.455 (2)	0.520	76.03	08:49:43.822
10 -	2:08.337	1.402	75.51	08:51:52.159

P8 175 Patrick LAY				
LAP	LAP TIME	DIFF	MPH	TIME OF DAY
1 -				08:33:13.542
2 -	2:07.594	0.609	75.95	08:35:21.136
3 -	2:08.323	1.338	75.52	08:37:29.459
4 -	2:07.319 (3)	0.334	76.11	08:39:36.778
5 -	2:07.106 (2)	0.121	76.24	08:41:43.884
6 -	2:06.985 (1)		76.31	08:43:50.869
7 -	2:07.773	0.788	75.84	08:45:58.642
8 -	2:08.324	1.339	75.52	08:48:06.966

P9 107 Sam BAILEY				
LAP	LAP TIME	DIFF	MPH	TIME OF DAY
1 -				08:32:35.371
2 -	2:08.882	1.459	75.19	08:34:44.253
3 -	2:07.423 (1)		76.05	08:36:51.676
4 -	2:07.424 (2)	0.001	76.05	08:38:59.100
5 -	2:07.682 (3)	0.259	75.90	08:41:06.782
6 -	2:08.508	1.085	75.41	08:43:15.290
7 -	2:10.459	3.036	74.28	08:45:25.749
8 -	2:08.096	0.673	75.65	08:47:33.845

P10 20 Paul MAGUIRE				
LAP	LAP TIME	DIFF	MPH	TIME OF DAY
1 -				08:32:24.784
2 -	2:08.411	0.865	75.47	08:34:33.195
3 -	2:07.546 (1)		75.98	08:36:40.741
4 -	2:07.980	0.434	75.72	08:38:48.721
5 -	2:07.849 (3)	0.303	75.80	08:40:56.570
6 -	2:08.358	0.812	75.50	08:43:04.928
7 -	2:14.837	7.291	71.87	08:45:19.765

Weather / Track : Cloudy / Dry

Oulton Park International
Circuit Length = 2.6920 miles
Start: 08:30 Flag 08:50 End: 08:52

BRSCC Race Day - Oulton Park International - 17th June 2017

BRSCC Mazda MX-5 Championship - Group 1

QUALIFYING - GROUP 1 - LAP ANALYSIS

DIFF = Difference To Personal Best Lap

8 -	2:07.819 (2)	0.273	75.82	08:47:27.584
9 -	2:08.548	1.002	75.39	08:49:36.132
10 -	2:08.527	0.981	75.40	08:51:44.659

P11 41 Kevin BRENT (M)

LAP	LAP TIME	DIFF	MPH	TIME OF DAY
1 -				08:32:32.541
2 -	2:10.116	2.554	74.48	08:34:42.657
3 -	2:08.908	1.346	75.17	08:36:51.565
4 -	2:08.234 (3)	0.672	75.57	08:38:59.799
5 -	2:07.585 D	0.023	75.95	08:41:07.384
6 -	2:07.562 (1)		75.97	08:43:14.946
7 -	2:08.451	0.889	75.44	08:45:23.397
8 -	2:08.286	0.724	75.54	08:47:31.683
9 -	2:08.396	0.834	75.47	08:49:40.079
10 -	2:07.880 (2)	0.318	75.78	08:51:47.959

P12 16 Matt PICKFORD (M)

LAP	LAP TIME	DIFF	MPH	TIME OF DAY
1 -				08:32:31.941
2 -	2:10.251	2.573	74.40	08:34:42.192
3 -	2:08.960	1.282	75.14	08:36:51.152
4 -	2:07.678 (1)		75.90	08:38:58.830
5 -	2:14.714	7.036	71.93	08:41:13.544
6 -	2:12.298	4.620	73.25	08:43:25.842
7 -	2:10.161	2.483	74.45	08:45:36.003
8 -	2:08.259 (2)	0.581	75.56	08:47:44.262
9 -	2:10.189	2.511	74.44	08:49:54.451
10 -	2:08.290 (3)	0.612	75.54	08:52:02.741

P13 99 Patrick COLLINS (M)

LAP	LAP TIME	DIFF	MPH	TIME OF DAY
1 -				08:32:41.500
2 -	2:09.991	2.216	74.55	08:34:51.491
3 -	2:09.969	2.194	74.56	08:37:01.460
4 -	2:10.325	2.550	74.36	08:39:11.785
5 -	2:13.821	6.046	72.41	08:41:25.606
6 -	2:08.795	1.020	75.24	08:43:34.401
7 -	2:08.254 (3)	0.479	75.56	08:45:42.655
8 -	2:07.775 (1)		75.84	08:47:50.430
9 -	2:08.261	0.486	75.55	08:49:58.691
10 -	2:07.879 (2)	0.104	75.78	08:52:06.570

P14 5 Richard COLLINS (M)

LAP	LAP TIME	DIFF	MPH	TIME OF DAY
1 -				08:32:23.451
2 -	2:08.652	0.819	75.32	08:34:32.103
3 -	2:08.321 (3)	0.488	75.52	08:36:40.424
4 -	2:07.833 (1)		75.81	08:38:48.257
5 -	2:08.476	0.643	75.43	08:40:56.733
6 -	2:08.551	0.718	75.38	08:43:05.284
7 -	2:08.231 (2)	0.398	75.57	08:45:13.515
8 -	2:09.408	1.575	74.88	08:47:22.923
9 -	2:16.964	9.131	70.75	08:49:39.887
10 -	2:11.189	3.356	73.87	08:51:51.076

P15 67 Simon ORANGE (M)

LAP	LAP TIME	DIFF	MPH	TIME OF DAY
1 -				08:32:40.677
2 -	2:10.171	2.159	74.45	08:34:50.848

DIFF = Difference To Personal Best Lap

3 -	2:10.200	2.188	74.43	08:37:01.048
4 -	2:10.590	2.578	74.21	08:39:11.638
5 -	2:09.892	1.880	74.61	08:41:21.530
6 -	2:10.005	1.993	74.54	08:43:31.535
7 -	2:08.610 (2)	0.598	75.35	08:45:40.145
8 -	2:08.746 (3)	0.734	75.27	08:47:48.891
9 -	2:10.391	2.379	74.32	08:49:59.282
10 -	2:08.012 (1)		75.70	08:52:07.294

P16 19 Oliver ROBINSON (M)

LAP	LAP TIME	DIFF	MPH	TIME OF DAY
1 -				08:32:23.112
2 -	2:11.527	2.981	73.68	08:34:34.639
3 -	2:09.279 (3)	0.733	74.96	08:36:43.918
4 -	2:09.731	1.185	74.70	08:38:53.649
5 -	2:10.579	2.033	74.21	08:41:04.228
6 -	2:10.400	1.854	74.31	08:43:14.628
7 -	2:10.586	2.040	74.21	08:45:25.214
8 -	2:08.927 (2)	0.381	75.16	08:47:34.141
9 -	2:10.827	2.281	74.07	08:49:44.968
10 -	2:08.546 (1)		75.39	08:51:53.514

P17 55 Graham COLBY (M)

LAP	LAP TIME	DIFF	MPH	TIME OF DAY
1 -				08:33:07.746
2 -	2:15.909	6.923	71.30	08:35:23.655
3 -	2:11.339	2.353	73.78	08:37:34.994
4 -	2:10.378	1.392	74.33	08:39:45.372
5 -	2:09.949 (3)	0.963	74.57	08:41:55.321
6 -	2:09.621 (2)	0.635	74.76	08:44:04.942
7 -	2:23.985	14.999	67.30	08:46:28.927
8 -	2:10.186	1.200	74.44	08:48:39.113
9 -	2:08.986 (1)		75.13	08:50:48.099

P18 10 Teddy CLARK

LAP	LAP TIME	DIFF	MPH	TIME OF DAY
1 -				08:33:04.417
2 -	2:15.393	5.360	71.57	08:35:19.810
3 -	2:12.220	2.187	73.29	08:37:32.030
4 -	2:12.215 (3)	2.182	73.29	08:39:44.245
5 -	2:10.033 (1)		74.52	08:41:54.278
6 -	2:10.767 (2)	0.734	74.11	08:44:05.045
7 -	2:18.852	8.819	69.79	08:46:23.897
8 -	2:18.479	8.446	69.98	08:48:42.376
9 -	2:19.610 P	9.577	69.41	08:51:01.986

P19 722 Alan HAWKINS (M)

LAP	LAP TIME	DIFF	MPH	TIME OF DAY
1 -				08:32:53.414
2 -	2:15.217	4.594	71.67	08:35:08.631
3 -	2:13.631	3.008	72.52	08:37:22.262
4 -	2:12.153	1.530	73.33	08:39:34.415
5 -	2:11.126 D	0.503	73.90	08:41:45.541
6 -	2:11.515 (2)	0.892	73.68	08:43:57.056
7 -	2:14.551	3.928	72.02	08:46:11.607
8 -	2:10.623 (1)		74.19	08:48:22.230
9 -	2:11.828 (3)	1.205	73.51	08:50:34.058

Weather / Track : Cloudy / Dry

Oulton Park International
Circuit Length = 2.6920 miles
Start: 08:30 Flag 08:50 End: 08:52

BRSCC Race Day - Oulton Park International - 17th June 2017

BRSCC Mazda MX-5 Championship - Group 1

QUALIFYING - GROUP 1 - LAP ANALYSIS

DIFF = Difference To Personal Best Lap

P20 12 Paul HUGHES				
LAP	LAP TIME	DIFF	MPH	TIME OF DAY
1 -				08:32:37.294
2 -	2:12.613	1.876	73.07	08:34:49.907
3 -	2:12.936	2.199	72.90	08:37:02.843
4 -	2:11.174 (3)	0.437	73.88	08:39:14.017
5 -	2:11.048 (2)	0.311	73.95	08:41:25.065
6 -	2:13.670	2.933	72.50	08:43:38.735
7 -	2:10.437 D		74.29	08:45:49.172
8 -	2:10.737 (1)		74.12	08:47:59.909
9 -	2:13.734	2.997	72.46	08:50:13.643

P21 7 Adrian BURGE (M)				
LAP	LAP TIME	DIFF	MPH	TIME OF DAY
1 -				08:32:53.712
2 -	2:15.368	3.947	71.59	08:35:09.080
3 -	2:14.026	2.605	72.30	08:37:23.106
4 -	2:14.086	2.665	72.27	08:39:37.192
5 -	2:12.457 (3)	1.036	73.16	08:41:49.649
6 -	2:13.680	2.259	72.49	08:44:03.329
7 -	2:12.961	1.540	72.88	08:46:16.290
8 -	2:11.898 (2)	0.477	73.47	08:48:28.188
9 -	2:11.421 (1)		73.74	08:50:39.609

P22 58 Dale WHITEMAN (M)				
LAP	LAP TIME	DIFF	MPH	TIME OF DAY
1 -				08:32:57.780
2 -	2:23.880	8.197	67.35	08:35:21.660
3 -	2:20.264	4.581	69.09	08:37:41.924
4 -	2:19.142	3.459	69.65	08:40:01.066
5 -	2:17.309	1.626	70.58	08:42:18.375
6 -	2:18.314	2.631	70.06	08:44:36.689
7 -	2:17.308 (3)	1.625	70.58	08:46:53.997
8 -	2:15.683 (1)		71.42	08:49:09.680
9 -	2:16.655 (2)	0.972	70.91	08:51:26.335

P23 53 Jonathan FIELDSEND (M)				
LAP	LAP TIME	DIFF	MPH	TIME OF DAY
1 -				08:33:17.265
2 -	2:19.089 (2)	0.229	69.67	08:35:36.354
3 -	2:20.511	1.651	68.97	08:37:56.865
4 -	2:19.440 (3)	0.580	69.50	08:40:16.305
5 -	2:18.860 (1)		69.79	08:42:35.165
6 -	2:22.814	3.954	67.85	08:44:57.979
7 -	2:24.236	5.376	67.19	08:47:22.215
8 -	2:26.303	7.443	66.24	08:49:48.518
9 -	2:20.385	1.525	69.03	08:52:08.903

BRSCC Race Day - Oulton Park International - 17th June 2017



BRSCC Mazda MX-5 Championship - Group 2

QUALIFYING - GROUP 2 - CLASSIFICATION

POS	NO	NAME	ENTRY	TIME	ON	LAPS	GAP	DIFF	MPH
1	72	Joshua JACKSON	Mazda MX-5	2:05.124	4	10			77.45
2	43	Will BLACKWELL-CHAMBERS	Mazda MX-5	2:05.352	10	10	0.228	0.228	77.31
3	8	Michael FISK	Mazda MX-5	2:06.165	2	10	1.041	0.813	76.81
4	94	Charlie BURGE	Mazda MX-5	2:06.441	8	10	1.317	0.276	76.64
5	36	Samuel SMITH	Mazda MX-5	2:06.724	8	10	1.600	0.283	76.47
6	23	Martin TOLLEY (M)	Mazda MX-5	2:07.001	10	10	1.877	0.277	76.30
7	15	John LANGRIDGE	Mazda MX-5	2:07.875	9	10	2.751	0.874	75.78
8	261	Jack RAWLES	Mazda MX-5	2:08.035	10	10	2.911	0.160	75.69
9	40	Ben HANCY	Mazda MX-5	2:08.164	2	10	3.040	0.129	75.61
10	777	Courtney MILNES	Mazda MX-5	2:08.192	2	10	3.068	0.028	75.59
11	56	Max NORFOLK	Mazda MX-5	2:08.515	10	10	3.391	0.323	75.40
12	101	Simon WOODS (M)	Mazda MX-5	2:08.827	4	10	3.703	0.312	75.22
13	60	Nick LE DOYEN	Mazda MX-5	2:09.151	4	10	4.027	0.324	75.03
14	34	Callum WARNER	Mazda MX-5	2:09.245	4	9	4.121	0.094	74.98
15	11	Stuart BRITTLE (M)	Mazda MX-5	2:09.359	9	10	4.235	0.114	74.91
16	80	Anthony HUTCHINS (M)	Mazda MX-5	2:09.686	5	10	4.562	0.327	74.72
17	70	Thomas GRINDALL	Mazda MX-5	2:10.288	8	10	5.164	0.602	74.38
18	75	Guy CARTER	Mazda MX-5	2:10.533	9	10	5.409	0.245	74.24
19	74	Clive CHISNALL (M)	Mazda MX-5	2:10.573	6	10	5.449	0.040	74.22
20	117	Michael CLOSE	Mazda MX-5	2:10.786	9	9	5.662	0.213	74.10
21	26	Charlie RAWLES	Mazda MX-5	2:11.204	6	9	6.080	0.418	73.86
22	31	Bryn GRIFFITHS (M)	Mazda MX-5	2:12.416	7	9	7.292	1.212	73.18
23	66	Nick RILEY (M)	Mazda MX-5	2:13.306	9	9	8.182	0.890	72.69
24	9	James LOVE	Mazda MX-5	2:19.703	9	9	14.579	6.397	69.37

Car 56 - Transponder not working

Cars 26 & 80 - Lap Time(s) Disallowed - Track Limits

Oulton Park International
Circuit Length = 2.6920 miles
Start: 09:22 Flag 09:42 End: 09:45

Weather / Track : Sunny / Dry

These results are provisional until the conclusion of any judicial and technical matters.

Clerk Of Course :	Timekeeper :
-------------------	--------------

BRSCC Race Day - Oulton Park International - 17th June 2017

BRSCC Mazda MX-5 Championship - Group 2

QUALIFYING - GROUP 2 - LAP ANALYSIS

DIFF = Difference To Personal Best Lap

P1 72 Joshua JACKSON				
LAP	LAP TIME	DIFF	MPH	TIME OF DAY
1 -				09:24:51.136
2 -	2:05.637	0.513	77.13	09:26:56.773
3 -	2:05.541 (3)	0.417	77.19	09:29:02.314
4 -	2:05.124 (1)		77.45	09:31:07.438
5 -	2:08.267	3.143	75.55	09:33:15.705
6 -	2:07.323	2.199	76.11	09:35:23.028
7 -	2:10.833	5.709	74.07	09:37:33.861
8 -	2:05.226 (2)	0.102	77.39	09:39:39.087
9 -	2:21.956	16.832	68.26	09:42:01.043
10 -	2:05.805	0.681	77.03	09:44:06.848

P2 43 Will BLACKWELL-CHAMBERS				
LAP	LAP TIME	DIFF	MPH	TIME OF DAY
1 -				09:24:46.111
2 -	2:06.344	0.992	76.70	09:26:52.455
3 -	2:05.955 (3)	0.603	76.94	09:28:58.410
4 -	2:05.968	0.616	76.93	09:31:04.378
5 -	2:09.639	4.287	74.75	09:33:14.017
6 -	2:08.169	2.817	75.61	09:35:22.186
7 -	2:06.058	0.706	76.87	09:37:28.244
8 -	2:05.662 (2)	0.310	77.12	09:39:33.906
9 -	2:25.766	20.414	66.48	09:41:59.672
10 -	2:05.352 (1)		77.31	09:44:05.024

P3 8 Michael FISK				
LAP	LAP TIME	DIFF	MPH	TIME OF DAY
1 -				09:24:51.655
2 -	2:06.165 (1)		76.81	09:26:57.820
3 -	2:09.322	3.157	74.93	09:29:07.142
4 -	2:07.382 (3)	1.217	76.08	09:31:14.524
5 -	2:07.510	1.345	76.00	09:33:22.034
6 -	2:07.206 (2)	1.041	76.18	09:35:29.240
7 -	2:07.910	1.745	75.76	09:37:37.150
8 -	2:07.419	1.254	76.05	09:39:44.569
9 -	2:08.328	2.163	75.51	09:41:52.897
10 -	2:08.188	2.023	75.60	09:44:01.085

P4 94 Charlie BURGE				
LAP	LAP TIME	DIFF	MPH	TIME OF DAY
1 -				09:24:58.838
2 -	2:07.968	1.527	75.73	09:27:06.806
3 -	2:08.244	1.803	75.56	09:29:15.050
4 -	2:07.218	0.777	76.17	09:31:22.268
5 -	2:07.657	1.216	75.91	09:33:29.925
6 -	2:07.100	0.659	76.24	09:35:37.025
7 -	2:06.696	0.255	76.49	09:37:43.721
8 -	2:06.441 (1)		76.64	09:39:50.162
9 -	2:06.585 (3)	0.144	76.55	09:41:56.747
10 -	2:06.484 (2)	0.043	76.62	09:44:03.231

P5 36 Samuel SMITH				
LAP	LAP TIME	DIFF	MPH	TIME OF DAY
1 -				09:24:47.715
2 -	2:07.657	0.933	75.91	09:26:55.372
3 -	2:07.533	0.809	75.99	09:29:02.905
4 -	2:06.767 (2)	0.043	76.44	09:31:09.672
5 -	2:07.486	0.762	76.01	09:33:17.158
6 -	2:07.058 (3)	0.334	76.27	09:35:24.216

DIFF = Difference To Personal Best Lap

7 -	2:07.112	0.388	76.24	09:37:31.328
8 -	2:06.724 (1)		76.47	09:39:38.052
9 -	2:07.113	0.389	76.24	09:41:45.165
10 -	2:07.095	0.371	76.25	09:43:52.260

P6 23 Martin TOLLEY (M)				
LAP	LAP TIME	DIFF	MPH	TIME OF DAY
1 -				09:24:33.643
2 -	2:07.585	0.584	75.95	09:26:41.228
3 -	2:08.458	1.457	75.44	09:28:49.686
4 -	2:07.356 (2)	0.355	76.09	09:30:57.042
5 -	2:07.371 (3)	0.370	76.08	09:33:04.413
6 -	2:17.837	10.836	70.30	09:35:22.250
7 -	2:07.794	0.793	75.83	09:37:30.044
8 -	2:08.536	1.535	75.39	09:39:38.580
9 -	2:08.559	1.558	75.38	09:41:47.139
10 -	2:07.001 (1)		76.30	09:43:54.140

P7 15 John LANGRIDGE				
LAP	LAP TIME	DIFF	MPH	TIME OF DAY
1 -				09:24:57.148
2 -	2:09.040	1.165	75.10	09:27:06.188
3 -	2:09.419	1.544	74.88	09:29:15.607
4 -	2:08.546	0.671	75.39	09:31:24.153
5 -	2:07.938 (2)	0.063	75.74	09:33:32.091
6 -	2:08.227 (3)	0.352	75.57	09:35:40.318
7 -	2:08.515	0.640	75.40	09:37:48.833
8 -	2:08.912	1.037	75.17	09:39:57.745
9 -	2:07.875 (1)		75.78	09:42:05.620
10 -	2:09.531	1.656	74.81	09:44:15.151

P8 261 Jack RAWLES				
LAP	LAP TIME	DIFF	MPH	TIME OF DAY
1 -				09:25:11.615
2 -	2:11.181	3.146	73.87	09:27:22.796
3 -	2:10.934	2.899	74.01	09:29:33.730
4 -	2:09.992	1.957	74.55	09:31:43.722
5 -	2:09.982	1.947	74.55	09:33:53.704
6 -	2:09.006 (3)	0.971	75.12	09:36:02.710
7 -	2:09.047	1.012	75.09	09:38:11.757
8 -	2:09.188	1.153	75.01	09:40:20.945
9 -	2:08.435 (2)	0.400	75.45	09:42:29.380
10 -	2:08.035 (1)		75.69	09:44:37.415

P9 40 Ben HANCY				
LAP	LAP TIME	DIFF	MPH	TIME OF DAY
1 -				09:24:48.907
2 -	2:08.164 (1)		75.61	09:26:57.071
3 -	2:10.694	2.530	74.15	09:29:07.765
4 -	2:08.838 (3)	0.674	75.22	09:31:16.603
5 -	2:09.101	0.937	75.06	09:33:25.704
6 -	2:08.292 (2)	0.128	75.54	09:35:33.996
7 -	2:12.623	4.459	73.07	09:37:46.619
8 -	2:11.737	3.573	73.56	09:39:58.356
9 -	2:09.328	1.164	74.93	09:42:07.684
10 -	2:10.238	2.074	74.41	09:44:17.922

P10 777 Courtney MILNES				
LAP	LAP TIME	DIFF	MPH	TIME OF DAY
1 -				09:24:36.500

Weather / Track : Sunny / Dry

Oulton Park International
Circuit Length = 2.6920 miles
Start: 09:22 Flag 09:42 End: 09:45

BRSCC Race Day - Oulton Park International - 17th June 2017

BRSCC Mazda MX-5 Championship - Group 2

QUALIFYING - GROUP 2 - LAP ANALYSIS

DIFF = Difference To Personal Best Lap

2 -	2:08.192 (1)		75.59	09:26:44.692
3 -	2:11.721	3.529	73.57	09:28:56.413
4 -	2:09.307	1.115	74.94	09:31:05.720
5 -	2:11.909	3.717	73.46	09:33:17.629
6 -	2:08.842	0.650	75.21	09:35:26.471
7 -	2:08.627 (3)	0.435	75.34	09:37:35.098
8 -	2:10.784	2.592	74.10	09:39:45.882
9 -	2:08.284 (2)	0.092	75.54	09:41:54.166
10 -	2:09.462	1.270	74.85	09:44:03.628

P11 56 Max NORFOLK

LAP	LAP TIME	DIFF	MPH	TIME OF DAY
1 -				09:24:36.717
2 -	2:09.363	0.848	74.91	09:26:46.080
3 -	2:09.621	1.106	74.76	09:28:55.701
4 -	2:09.831	1.316	74.64	09:31:05.532
5 -	2:12.102	3.587	73.36	09:33:17.634
6 -	2:09.926	1.411	74.59	09:35:27.560
7 -	2:09.775	1.260	74.67	09:37:37.335
8 -	2:09.050 (3)	0.535	75.09	09:39:46.385
9 -	2:08.961 (2)	0.446	75.14	09:41:55.346
10 -	2:08.515 (1)		75.40	09:44:03.861

P12 101 Simon WOODS (M)

LAP	LAP TIME	DIFF	MPH	TIME OF DAY
1 -				09:25:00.406
2 -	2:09.483	0.656	74.84	09:27:09.889
3 -	2:09.220	0.393	74.99	09:29:19.109
4 -	2:08.827 (1)		75.22	09:31:27.936
5 -	2:09.203	0.376	75.00	09:33:37.139
6 -	2:12.526	3.699	73.12	09:35:49.665
7 -	2:09.143 (3)	0.316	75.04	09:37:58.808
8 -	2:09.302	0.475	74.95	09:40:08.110
9 -	2:08.884 (2)	0.057	75.19	09:42:16.994
10 -	2:10.437	1.610	74.29	09:44:27.431

P13 60 Nick LE DOYEN

LAP	LAP TIME	DIFF	MPH	TIME OF DAY
1 -				09:25:00.637
2 -	2:10.169	1.018	74.45	09:27:10.806
3 -	2:09.874 (2)	0.723	74.62	09:29:20.680
4 -	2:09.151 (1)		75.03	09:31:29.831
5 -	2:09.914 (3)	0.763	74.59	09:33:39.745
6 -	2:11.827	2.676	73.51	09:35:51.572
7 -	2:12.196	3.045	73.31	09:38:03.768
8 -	2:09.952	0.801	74.57	09:40:13.720
9 -	2:09.964	0.813	74.56	09:42:23.684
10 -	2:10.083	0.932	74.50	09:44:33.767

P14 34 Callum WARNER

LAP	LAP TIME	DIFF	MPH	TIME OF DAY
1 -				09:24:58.479
2 -	2:10.708	1.463	74.14	09:27:09.187
3 -	2:12.090	2.845	73.36	09:29:21.277
4 -	2:09.245 (1)		74.98	09:31:30.522
5 -	2:11.041	1.796	73.95	09:33:41.563
6 -	2:10.372 (2)	1.127	74.33	09:35:51.935
7 -	2:24.719	15.474	66.96	09:38:16.654
8 -	2:10.457 (3)	1.212	74.28	09:40:27.111
9 -	2:10.877	1.632	74.04	09:42:37.988

DIFF = Difference To Personal Best Lap

P15 11 Stuart BRITTE (M)				
LAP	LAP TIME	DIFF	MPH	TIME OF DAY
1 -				09:25:03.514
2 -	2:10.738	1.379	74.12	09:27:14.252
3 -	2:09.997	0.638	74.55	09:29:24.249
4 -	2:11.201	1.842	73.86	09:31:35.450
5 -	2:11.165	1.806	73.88	09:33:46.615
6 -	2:10.461	1.102	74.28	09:35:57.076
7 -	2:11.204	1.845	73.86	09:38:08.280
8 -	2:09.669 (2)	0.310	74.73	09:40:17.949
9 -	2:09.359 (1)		74.91	09:42:27.308
10 -	2:09.987 (3)	0.628	74.55	09:44:37.295

P16 80 Anthony HUTCHINS (M)

LAP	LAP TIME	DIFF	MPH	TIME OF DAY
1 -				09:24:54.641
2 -	2:10.195 (3)	0.509	74.43	09:27:04.836
3 -	2:09.981 (2)	0.295	74.55	09:29:14.817
4 -	2:09.614 D		74.77	09:31:24.431
5 -	2:09.686 (1)		74.72	09:33:34.117
6 -	2:10.217	0.531	74.42	09:35:44.334
7 -	2:10.235	0.549	74.41	09:37:54.569
8 -	2:10.678	0.992	74.16	09:40:05.247
9 -	2:11.041	1.355	73.95	09:42:16.288
10 -	2:11.904	2.218	73.47	09:44:28.192

P17 70 Thomas GRINDALL

LAP	LAP TIME	DIFF	MPH	TIME OF DAY
1 -				09:24:52.758
2 -	2:12.875	2.587	72.93	09:27:05.633
3 -	2:11.750	1.462	73.55	09:29:17.383
4 -	2:11.377	1.089	73.76	09:31:28.760
5 -	2:11.047	0.759	73.95	09:33:39.807
6 -	2:12.398	2.110	73.19	09:35:52.205
7 -	2:13.224	2.936	72.74	09:38:05.429
8 -	2:10.288 (1)		74.38	09:40:15.717
9 -	2:10.920 (3)	0.632	74.02	09:42:26.637
10 -	2:10.717 (2)	0.429	74.13	09:44:37.354

P18 75 Guy CARTER

LAP	LAP TIME	DIFF	MPH	TIME OF DAY
1 -				09:24:56.347
2 -	2:11.666	1.133	73.60	09:27:08.013
3 -	2:11.362	0.829	73.77	09:29:19.375
4 -	2:10.894	0.361	74.03	09:31:30.269
5 -	2:10.815 (3)	0.282	74.08	09:33:41.084
6 -	2:15.483	4.950	71.53	09:35:56.567
7 -	2:15.038	4.505	71.76	09:38:11.605
8 -	2:10.667 (2)	0.134	74.16	09:40:22.272
9 -	2:10.533 (1)		74.24	09:42:32.805
10 -	2:10.917	0.384	74.02	09:44:43.722

P19 74 Clive CHISNALL (M)

LAP	LAP TIME	DIFF	MPH	TIME OF DAY
1 -				09:25:01.045
2 -	2:11.572	0.999	73.65	09:27:12.617
3 -	2:11.255	0.682	73.83	09:29:23.872
4 -	2:12.620	2.047	73.07	09:31:36.492
5 -	2:10.981 (3)	0.408	73.99	09:33:47.473
6 -	2:10.573 (1)		74.22	09:35:58.046

Weather / Track : Sunny / Dry

Oulton Park International
Circuit Length = 2.6920 miles
Start: 09:22 Flag 09:42 End: 09:45

BRSCC Race Day - Oulton Park International - 17th June 2017

BRSCC Mazda MX-5 Championship - Group 2

QUALIFYING - GROUP 2 - LAP ANALYSIS

DIFF = Difference To Personal Best Lap

7 -	2:11.140	0.567	73.90	09:38:09.186
8 -	2:12.457	1.884	73.16	09:40:21.643
9 -	2:10.807 (2)	0.234	74.08	09:42:32.450
10 -	2:11.867	1.294	73.49	09:44:44.317

DIFF = Difference To Personal Best Lap

6 -	2:21.414 (3)	1.711	68.53	09:37:00.823
7 -	2:21.842	2.139	68.32	09:39:22.665
8 -	2:19.804 (2)	0.101	69.32	09:41:42.469
9 -	2:19.703 (1)	69.37	09:44:02.172	

P20 117 Michael CLOSE				
LAP	LAP TIME	DIFF	MPH	TIME OF DAY
1 -				09:25:24.831
2 -	2:17.578	6.792	70.44	09:27:42.409
3 -	2:17.015	6.229	70.73	09:29:59.424
4 -	2:14.182	3.396	72.22	09:32:13.606
5 -	2:17.903 P	7.117	70.27	09:34:31.509
6 -	2:42.805	32.019	59.52	09:37:14.314
7 -	2:12.445 (3)	1.659	73.17	09:39:26.759
8 -	2:12.157 (2)	1.371	73.33	09:41:38.916
9 -	2:10.786 (1)		74.10	09:43:49.702

P21 26 Charlie RAWLES				
LAP	LAP TIME	DIFF	MPH	TIME OF DAY
1 -				09:25:16.697
2 -	2:15.963	4.759	71.27	09:27:32.660
3 -	2:13.728 D	2.524	72.47	09:29:46.388
4 -	2:12.119 (2)	0.915	73.35	09:31:58.507
5 -	2:12.543 (3)	1.339	73.11	09:34:11.050
6 -	2:11.204 (1)		73.86	09:36:22.254
7 -	2:29.028 P	17.824	65.03	09:38:51.282
8 -	2:18.385	7.181	70.03	09:41:09.667
9 -	2:16.571	5.367	70.96	09:43:26.238

P22 31 Bryn GRIFFITHS (M)				
LAP	LAP TIME	DIFF	MPH	TIME OF DAY
1 -				09:25:08.069
2 -	2:14.501 (2)	2.085	72.05	09:27:22.570
3 -	2:16.074 (3)	3.658	71.22	09:29:38.644
4 -	2:17.727	5.311	70.36	09:31:56.371
5 -	2:20.063 P	7.647	69.19	09:34:16.434
6 -	3:25.047	1:12.631	47.26	09:37:41.481
7 -	2:12.416 (1)		73.18	09:39:53.897
8 -	2:16.630	4.214	70.93	09:42:10.527
9 -	2:18.254	5.838	70.09	09:44:28.781

P23 66 Nick RILEY (M)				
LAP	LAP TIME	DIFF	MPH	TIME OF DAY
1 -				09:25:29.769
2 -	2:15.034	1.728	71.76	09:27:44.803
3 -	2:17.719	4.413	70.37	09:30:02.522
4 -	2:13.942 (3)	0.636	72.35	09:32:16.464
5 -	2:13.486 (2)	0.180	72.60	09:34:29.950
6 -	2:17.047	3.741	70.71	09:36:46.997
7 -	2:32.014	18.708	63.75	09:39:19.011
8 -	2:14.416	1.110	72.09	09:41:33.427
9 -	2:13.306 (1)		72.69	09:43:46.733


P24 9 James LOVE				
LAP	LAP TIME	DIFF	MPH	TIME OF DAY
1 -				09:25:06.820
2 -	2:22.677	2.974	67.92	09:27:29.497
3 -	2:23.578	3.875	67.49	09:29:53.075
4 -	2:24.241	4.538	67.18	09:32:17.316
5 -	2:22.093	2.390	68.20	09:34:39.409

Weather / Track : Sunny / Dry

Oulton Park International
Circuit Length = 2.6920 miles
Start: 09:22 Flag 09:42 End: 09:45

BRSCC Mazda MX-5 Championship - 1A

RACE 1 - GRID (20 minutes)

ROW 12	23	16 Matt PICKFORD (M)	24	101 Simon WOODS (M)
ROW 11	21	41 Kevin BRENT (M)	22	56 Max NORFOLK
ROW 10	19	20 Paul MAGUIRE	20	777 Courtney MILNES
ROW 9	17	107 Sam BAILEY	18	40 Ben HANCY
ROW 8	15	175 Patrick LAY	16	261 Jack RAWLES
ROW 7	13	77 Stephen FODEN	14	15 John LANGRIDGE
ROW 6	11	18 Clive POWLES (M)	12	23 Martin TOLLEY (M)
ROW 5	9	88 Stuart SYMONDS	10	36 Samuel SMITH
ROW 4	7	83 Brian TROTT	8	94 Charlie BURGE
ROW 3	5	68 Paul TUCKER (M)	6	8 Michael FISK
ROW 2	3	63 Oliver ALLWOOD	4	43 Will BLACKWELL-CHAMBERS
ROW 1	1	37 James HARRIS	2	72 Joshua JACKSON
Pole				
				

Oulton Park International
 Circuit Length = 2.6920 miles

These results are provisional until the conclusion of any judicial and technical matters.

Clerk Of Course :

Timekeeper :

BRSCC Race Day - Oulton Park International - 17th June 2017



BRSCC Mazda MX-5 Championship - 1B

RACE 3 - GRID (20 minutes)

ROW 12	23	9 James LOVE		
ROW 11	21	53 Jonathan FIELDSEND (M)	22	66 Nick RILEY (M)
ROW 10	19	58 Dale WHITEMAN (M)	20	31 Bryn GRIFFITHS (M)
ROW 9	17	7 Adrian BURGE (M)	18	26 Charlie RAWLES
ROW 8	15	12 Paul HUGHES	16	117 Michael CLOSE
ROW 7	13	722 Alan HAWKINS (M)	14	74 Clive CHISNALL (M)
ROW 6	11	10 Teddy CLARK	12	75 Guy CARTER
ROW 5	9	55 Graham COLBY (M)	10	70 Thomas GRINDALL
ROW 4	7	19 Oliver ROBINSON (M)	8	80 Anthony HUTCHINS (M)
ROW 3	5	67 Simon ORANGE (M)	6	11 Stuart BRITTLE (M)
ROW 2	3	5 Richard COLLINS (M)	4	34 Callum WARNER
ROW 1	1	99 Patrick COLLINS (M)	2	60 Nick LE DOYEN
Pole				

Oulton Park International
Circuit Length = 2.6920 miles

These results are provisional until the conclusion of any judicial and technical matters.

Clerk Of Course :		Timekeeper :	
-------------------	--	--------------	--

BRSCC Race Day - Oulton Park International - 17th June 2017



BRSCC Mazda MX-5 Championship - 1A

RACE 1 - CLASSIFICATION

POS	NO	NAME	ENTRY	LAPS	TIME	GAP	DIFF	MPH	BEST	ON
1	37	James HARRIS	Mazda MX-5	10	21:18.705			75.78	2:06.308	3
2	72	Joshua JACKSON	Mazda MX-5	10	21:18.974	0.269	0.269	75.77	2:06.464	2
3	43	Will BLACKWELL-CHAMBERS	Mazda MX-5	10	21:19.135	0.430	0.161	75.76	2:06.763	7
4	63	Oliver ALLWOOD	Mazda MX-5	10	21:19.760	1.055	0.625	75.72	2:06.783	8
5	23	Martin TOLLEY (M)	Mazda MX-5	10	21:29.169	10.464	9.409	75.17	2:07.193	5
6	175	Patrick LAY	Mazda MX-5	10	21:33.461	14.756	4.292	74.92	2:07.095	4
7	18	Clive POWLES (M)	Mazda MX-5	10	21:34.165	15.460	0.704	74.88	2:07.587	2
8	36	Samuel SMITH	Mazda MX-5	10	21:34.835	16.130	0.670	74.84	2:07.201	2
9	83	Brian TROTT	Mazda MX-5	10	21:35.037	16.332	0.202	74.83	2:07.088	2
10	8	Michael FISK	Mazda MX-5	10	21:35.247	16.542	0.210	74.82	2:07.414	2
11	88*	Stuart SYMONDS	Mazda MX-5	10	21:38.765	20.060	3.518	74.61	2:07.230	2
12	20	Paul MAGUIRE	Mazda MX-5	10	21:41.286	22.581	2.521	74.47	2:08.392	3
13	41	Kevin BRENT (M)	Mazda MX-5	10	21:41.705	23.000	0.419	74.45	2:08.149	3
14	68*	Paul TUCKER (M)	Mazda MX-5	10	21:42.974	24.269	1.269	74.37	2:07.118	2
15	261	Jack RAWLES	Mazda MX-5	10	21:44.258	25.553	1.284	74.30	2:08.536	10
16	40	Ben HANCY	Mazda MX-5	10	21:50.199	31.494	5.941	73.96	2:09.004	6
17	77	Stephen FODEN	Mazda MX-5	10	21:52.248	33.543	2.049	73.85	2:09.466	10
18	777	Courtney MILNES	Mazda MX-5	10	21:55.734	37.029	3.486	73.65	2:09.513	4
19	101	Simon WOODS (M)	Mazda MX-5	10	21:56.694	37.989	0.960	73.60	2:08.831	8
20	107	Sam BAILEY	Mazda MX-5	10	22:00.316	41.611	3.622	73.40	2:07.500	10
21	56	Max NORFOLK	Mazda MX-5	10	22:09.195	50.490	8.879	72.91	2:08.822	8
22	16	Matt PICKFORD (M)	Mazda MX-5	10	22:09.748	51.043	0.553	72.88	2:09.287	2

NOT CLASSIFIED

DNF	94	Charlie BURGE	Mazda MX-5	6	13:32.185	4 Laps	4 Laps	71.59	2:06.942	5
DNF	15	John LANGRIDGE	Mazda MX-5	2	4:46.981	8 Laps	4 Laps	67.53	2:18.885	1

FASTEST LAP

	37	James HARRIS	Mazda MX-5	3	2:06.308			76.72 mph	123.48 kph	
--	----	--------------	------------	---	----------	--	--	-----------	------------	--

Car 68 - 10 second penalty - False Start
 Car 88 - 5 second penalty - Track Limits

Weather / Track : Sunny / Dry

These results are provisional until the conclusion of any judicial and technical matters.

Oulton Park International
 Circuit Length = 2.6920 miles
 Start: 10:43 Flag 11:05 End: 11:06

Clerk Of Course :	Timekeeper :
-------------------	--------------

BRSCC Race Day - Oulton Park International - 17th June 2017

BRSCC Mazda MX-5 Championship - 1A

RACE 1 - LAP CHART

LAP 1 @ 10:46:09.128			LAP 2 @ 10:48:15.592			LAP 3 @ 10:50:22.546			LAP 4 @ 10:52:29.559			LAP 5 @ 10:54:36.456		
NO	BEHIND	LAP TIME	NO	BEHIND	LAP TIME	NO	BEHIND	LAP TIME	NO	BEHIND	LAP TIME	NO	BEHIND	LAP TIME
72		2:13.101	72		2:06.464	72		2:06.954	72		2:07.013	72		2:06.897
37	0.144	2:13.245	37	0.791	2:07.111	37	0.145	2:06.308	37	0.159	2:07.027	37	0.123	2:06.861
63	0.513	2:13.614	63	1.664	2:07.615	43	1.783	2:06.867	43	1.691	2:06.921	63	2.481	2:07.511
43	0.832	2:13.933	43	1.870	2:07.502	63	1.982	2:07.272	63	1.867	2:06.898	43	2.695	2:07.901
88	1.960	2:15.061	88	2.726	2:07.230	88	3.374	2:07.602	88	4.209	2:07.848	88	4.727	2:07.415
68	2.228	2:15.329	68	2.882	2:07.118	68	3.883	2:07.955	68	4.476	2:07.606	68	5.125	2:07.546
36	2.625	2:15.726	36	3.362	2:07.201	36	4.236	2:07.828	36	4.763	2:07.540	36	5.334	2:07.468
83	3.173	2:16.274	83	3.797	2:07.088	83	4.577	2:07.734	23	5.345	2:07.317	23	5.641	2:07.193
8	3.496	2:16.597	8	4.446	2:07.414	23	5.041	2:07.373	83	5.447	2:07.883	83	6.727	2:08.177
23	3.857	2:16.958	23	4.622	2:07.229	8	5.689	2:08.197	8	8.201	2:09.525	8	8.787	2:07.483
18	4.663	2:17.764	18	5.786	2:07.587	18	6.600	2:07.768	18	8.523	2:08.936	175	9.744	2:07.740
20	5.156	2:18.257	175	8.355	2:09.369	175	8.819	2:07.418	175	8.901	2:07.095	18	9.942	2:08.316
175	5.450	2:18.551	20	8.733	2:10.041	20	10.171	2:08.392	94	10.523	2:07.091	94	10.568	2:06.942
15	5.784	2:18.885	107	8.977	2:08.939	94	10.445	2:08.097	107	12.178	2:08.473	107	13.450	2:08.169
94	6.239	2:19.340	94	9.302	2:09.527	107	10.718	2:08.695	20	12.332	2:09.174	41	14.402	2:08.760
107	6.502	2:19.603	41	10.054	2:08.576	41	11.249	2:08.149	41	12.539	2:08.303	20	14.976	2:09.541
41	7.942	2:21.043	40	11.410	2:09.347	261	14.854	2:09.693	261	17.052	2:09.211	261	19.209	2:09.054
40	8.527	2:21.628	261	12.115	2:09.550	40	15.253	2:10.797	40	17.254	2:09.014	40	19.814	2:09.457
77	8.786	2:21.887	77	12.646	2:10.324	77	15.615	2:09.923	101	18.889	2:10.211	101	21.228	2:09.236
261	9.029	2:22.130	101	12.916	2:09.330	101	15.691	2:09.729	16	19.440	2:10.171	16	22.384	2:09.841
101	10.050	2:23.151	16	13.896	2:09.287	16	16.282	2:09.340	77	19.933	2:11.331	77	22.767	2:09.731
16	11.073	2:24.174	777	15.089	2:09.844	777	17.840	2:09.705	777	20.340	2:09.513	777	23.314	2:09.871
56	11.388	2:24.489	56	26.004	2:21.080	56	30.742	2:11.692	56	34.991	2:11.262	56	38.729	2:10.635
777	11.709	2:24.810	15	27.416	2:28.096 P									

Weather / Track : Sunny / Dry

BRSCC Race Day - Oulton Park International - 17th June 2017

BRSCC Mazda MX-5 Championship - 1A

RACE 1 - LAP CHART

LAP 6 @ 10:56:43.678			LAP 7 @ 10:58:51.356			LAP 8 @ 11:00:59.139			LAP 9 @ 11:03:07.217			LAP 10 @ 11:05:14.732		
NO	BEHIND	LAP TIME	NO	BEHIND	LAP TIME	NO	BEHIND	LAP TIME	NO	BEHIND	LAP TIME	NO	BEHIND	LAP TIME
72		2:07.222	72		2:07.678	37		2:07.672	37		2:08.078	37		2:07.515
37	0.184	2:07.283	37	0.111	2:07.605	72	0.113	2:07.896	63	0.276	2:08.050	72	0.269	2:07.404
63	2.135	2:06.876	63	1.304	2:06.847	63	0.304	2:06.783	72	0.380	2:08.345	43	0.430	2:07.231
43	2.375	2:06.902	43	1.460	2:06.763	43	0.552	2:06.875	43	0.714	2:08.240	63	1.055	2:08.294
68	6.782	2:08.879	68	7.737	2:08.633	23	8.888	2:08.636	23	9.425	2:08.615	23	10.464	2:08.554
23	7.267	2:08.848	23	8.035	2:08.446	68	9.757	2:09.803	68	11.440	2:09.761	68	14.269	2:10.344
36	7.662	2:09.550	88	9.452	2:09.431	88	10.397	2:08.728	36	11.771	2:09.342	175	14.756	2:09.843
88	7.699	2:10.194	36	10.010	2:10.026	36	10.507	2:08.280	88	12.289	2:09.970	88	15.060	2:10.286
83	7.775	2:08.270	175	10.693	2:08.363	175	10.702	2:07.792	175	12.428	2:09.804	18	15.460	2:10.165
8	9.089	2:07.524	18	11.117	2:08.228	18	10.974	2:07.640	18	12.810	2:09.914	36	16.130	2:11.874
175	10.008	2:07.486	83	11.141	2:11.044	83	11.471	2:08.113	83	13.047	2:09.654	83	16.332	2:10.800
18	10.567	2:07.847	8	11.425	2:10.014	8	11.623	2:07.981	8	13.407	2:09.862	8	16.542	2:10.650
107	14.756	2:08.528	20	18.058	2:09.422	20	19.549	2:09.274	20	21.172	2:09.701	20	22.581	2:08.924
41	15.424	2:08.244	41	18.181	2:10.435	41	19.922	2:09.524	41	21.705	2:09.861	41	23.000	2:08.810
20	16.314	2:08.560	261	22.615	2:09.629	261	23.769	2:08.937	261	24.532	2:08.841	261	25.553	2:08.536
261	20.664	2:08.677	40	23.713	2:09.795	40	25.861	2:09.931	101	27.974	2:09.798	40	31.494	2:10.611
40	21.596	2:09.004	101	25.206	2:09.202	101	26.254	2:08.831	40	28.398	2:10.615	77	33.543	2:09.466
101	23.682	2:09.676	77	28.010	2:09.897	77	29.797	2:09.570	77	31.592	2:09.873	777	37.029	2:11.382
77	25.791	2:10.246	777	29.488	2:10.800	777	31.618	2:09.913	777	33.162	2:09.622	101	37.989	2:17.530
777	26.366	2:10.274	107	40.487	2:33.409	107	41.510	2:08.806	107	41.626	2:08.194	107	41.611	2:07.500
16	34.277	2:19.115	16	40.942	2:14.343	16	44.320	2:11.161	56	48.057	2:10.669	56	50.490	2:09.948
56	42.210	2:10.703	56	44.427	2:09.895	56	45.466	2:08.822	16	48.193	2:11.951	16	51.043	2:10.365
94	44.534	2:41.188 P												

BRSCC Race Day - Oulton Park International - 17th June 2017

BRSCC Mazda MX-5 Championship - 1A

RACE 1 - LAP ANALYSIS

DIFF = Difference To Personal Best Lap

P1 37 James HARRIS				
LAP	LAP TIME	DIFF	MPH	TIME OF DAY
1 -	2:13.245	6.937	72.73	10:46:09.272
2 -	2:07.111	0.803	76.24	10:48:16.383
3 -	2:06.308 (1)		76.72	10:50:22.691
4 -	2:07.027 (3)	0.719	76.29	10:52:29.718
5 -	2:06.861 (2)	0.553	76.39	10:54:36.579
6 -	2:07.283	0.975	76.13	10:56:43.862
7 -	2:07.605	1.297	75.94	10:58:51.467
8 -	2:07.672	1.364	75.90	11:00:59.139
9 -	2:08.078	1.770	75.66	11:03:07.217
10 -	2:07.515	1.207	76.00	11:05:14.732

P2 72 Joshua JACKSON				
LAP	LAP TIME	DIFF	MPH	TIME OF DAY
1 -	2:13.101	6.637	72.81	10:46:09.128
2 -	2:06.464 (1)		76.63	10:48:15.592
3 -	2:06.954 (3)	0.490	76.33	10:50:22.546
4 -	2:07.013	0.549	76.30	10:52:29.559
5 -	2:06.897 (2)	0.433	76.37	10:54:36.456
6 -	2:07.222	0.758	76.17	10:56:43.678
7 -	2:07.678	1.214	75.90	10:58:51.356
8 -	2:07.896	1.432	75.77	11:00:59.252
9 -	2:08.345	1.881	75.50	11:03:07.597
10 -	2:07.404	0.940	76.06	11:05:15.001

P3 43 Will BLACKWELL-CHAMBERS				
LAP	LAP TIME	DIFF	MPH	TIME OF DAY
1 -	2:13.933	7.170	72.35	10:46:09.960
2 -	2:07.502	0.739	76.00	10:48:17.462
3 -	2:06.867 (2)	0.104	76.38	10:50:24.329
4 -	2:06.921	0.158	76.35	10:52:31.250
5 -	2:07.901	1.138	75.77	10:54:39.151
6 -	2:06.902	0.139	76.36	10:56:46.053
7 -	2:06.763 (1)		76.45	10:58:52.816
8 -	2:06.875 (3)	0.112	76.38	11:00:59.691
9 -	2:08.240	1.477	75.57	11:03:07.931
10 -	2:07.231	0.468	76.17	11:05:15.162

P4 63 Oliver ALLWOOD				
LAP	LAP TIME	DIFF	MPH	TIME OF DAY
1 -	2:13.614	6.831	72.53	10:46:09.641
2 -	2:07.615	0.832	75.94	10:48:17.256
3 -	2:07.272	0.489	76.14	10:50:24.528
4 -	2:06.898	0.115	76.37	10:52:31.426
5 -	2:07.511	0.728	76.00	10:54:38.937
6 -	2:06.876 (3)	0.093	76.38	10:56:45.813
7 -	2:06.847 (2)	0.064	76.40	10:58:52.660
8 -	2:06.783 (1)		76.44	11:00:59.443
9 -	2:08.050	1.267	75.68	11:03:07.493
10 -	2:08.294	1.511	75.53	11:05:15.787

P5 23 Martin TOLLEY (M)				
LAP	LAP TIME	DIFF	MPH	TIME OF DAY
1 -	2:16.958	9.765	70.76	10:46:12.985
2 -	2:07.229 (2)	0.036	76.17	10:48:20.214
3 -	2:07.373	0.180	76.08	10:50:27.587
4 -	2:07.317 (3)	0.124	76.11	10:52:34.904
5 -	2:07.193 (1)		76.19	10:54:42.097
6 -	2:08.848	1.655	75.21	10:56:50.945

DIFF = Difference To Personal Best Lap

7 -	2:08.446	1.253	75.45	10:58:59.391
8 -	2:08.636	1.443	75.33	11:01:08.027
9 -	2:08.615	1.422	75.35	11:03:16.642
10 -	2:08.554	1.361	75.38	11:05:25.196

P6 175 Patrick LAY				
LAP	LAP TIME	DIFF	MPH	TIME OF DAY
1 -	2:18.551	11.456	69.94	10:46:14.578
2 -	2:09.369	2.274	74.91	10:48:23.947
3 -	2:07.418 (2)	0.323	76.05	10:50:31.365
4 -	2:07.095 (1)		76.25	10:52:38.460
5 -	2:07.740	0.645	75.86	10:54:46.200
6 -	2:07.486 (3)	0.391	76.01	10:56:53.686
7 -	2:08.363	1.268	75.49	10:59:02.049
8 -	2:07.792	0.697	75.83	11:01:09.841
9 -	2:09.804	2.709	74.66	11:03:19.645
10 -	2:09.843	2.748	74.63	11:05:29.488

P7 18 Clive POWLES (M)				
LAP	LAP TIME	DIFF	MPH	TIME OF DAY
1 -	2:17.764	10.177	70.34	10:46:13.791
2 -	2:07.587 (1)		75.95	10:48:21.378
3 -	2:07.768 (3)	0.181	75.85	10:50:29.146
4 -	2:08.936	1.349	75.16	10:52:38.082
5 -	2:08.316	0.729	75.52	10:54:46.398
6 -	2:07.847	0.260	75.80	10:56:54.245
7 -	2:08.228	0.641	75.57	10:59:02.473
8 -	2:07.640 (2)	0.053	75.92	11:01:10.113
9 -	2:09.914	2.327	74.59	11:03:20.027
10 -	2:10.165	2.578	74.45	11:05:30.192

P8 36 Samuel SMITH				
LAP	LAP TIME	DIFF	MPH	TIME OF DAY
1 -	2:15.726	8.525	71.40	10:46:11.753
2 -	2:07.201 (1)		76.18	10:48:18.954
3 -	2:07.828	0.627	75.81	10:50:26.782
4 -	2:07.540 (3)	0.339	75.98	10:52:34.322
5 -	2:07.468 (2)	0.267	76.02	10:54:41.790
6 -	2:09.550	2.349	74.80	10:56:51.340
7 -	2:10.026	2.825	74.53	10:59:01.366
8 -	2:08.280	1.079	75.54	11:01:09.646
9 -	2:09.342	2.141	74.92	11:03:18.988
10 -	2:11.874	4.673	73.48	11:05:30.862

P9 83 Brian TROTT				
LAP	LAP TIME	DIFF	MPH	TIME OF DAY
1 -	2:16.274	9.186	71.11	10:46:12.301
2 -	2:07.088 (1)		76.25	10:48:19.389
3 -	2:07.734 (2)	0.646	75.87	10:50:27.123
4 -	2:07.883 (3)	0.795	75.78	10:52:35.006
5 -	2:08.177	1.089	75.60	10:54:43.183
6 -	2:08.270	1.182	75.55	10:56:51.453
7 -	2:11.044	3.956	73.95	10:59:02.497
8 -	2:08.113	1.025	75.64	11:01:10.610
9 -	2:09.654	2.566	74.74	11:03:20.264
10 -	2:10.800	3.712	74.09	11:05:31.064

P10 8 Michael FISK				
LAP	LAP TIME	DIFF	MPH	TIME OF DAY
1 -	2:16.597	9.183	70.94	10:46:12.624

Weather / Track : Sunny / Dry

Oulton Park International
Circuit Length = 2.6920 miles
Start: 10:43 Flag 11:05 End: 11:06

BRSCC Race Day - Oulton Park International - 17th June 2017

BRSCC Mazda MX-5 Championship - 1A

RACE 1 - LAP ANALYSIS

DIFF = Difference To Personal Best Lap

2 -	2:07.414 (1)		76.06	10:48:20.038
3 -	2:08.197	0.783	75.59	10:50:28.235
4 -	2:09.525	2.111	74.82	10:52:37.760
5 -	2:07.483 (2)	0.069	76.02	10:54:45.243
6 -	2:07.524 (3)	0.110	75.99	10:56:52.767
7 -	2:10.014	2.600	74.54	10:59:02.781
8 -	2:07.981	0.567	75.72	11:01:10.762
9 -	2:09.862	2.448	74.62	11:03:20.624
10 -	2:10.650	3.236	74.17	11:05:31.274

P11 88 Stuart SYMONDS

LAP	LAP TIME	DIFF	MPH	TIME OF DAY
1 -	2:15.061	7.831	71.75	10:46:11.088
2 -	2:07.230 (1)		76.17	10:48:18.318
3 -	2:07.602 (3)	0.372	75.94	10:50:25.920
4 -	2:07.848	0.618	75.80	10:52:33.768
5 -	2:07.415 (2)	0.185	76.06	10:54:41.183
6 -	2:10.194	2.964	74.43	10:56:51.377
7 -	2:09.431	2.201	74.87	10:59:00.808
8 -	2:08.728	1.498	75.28	11:01:09.536
9 -	2:09.970	2.740	74.56	11:03:19.506
10 -	2:10.286	3.056	74.38	11:05:29.792

P12 20 Paul MAGUIRE

LAP	LAP TIME	DIFF	MPH	TIME OF DAY
1 -	2:18.257	9.865	70.09	10:46:14.284
2 -	2:10.041	1.649	74.52	10:48:24.325
3 -	2:08.392 (1)		75.48	10:50:32.717
4 -	2:09.174	0.782	75.02	10:52:41.891
5 -	2:09.541	1.149	74.81	10:54:51.432
6 -	2:08.560 (2)	0.168	75.38	10:56:59.992
7 -	2:09.422	1.030	74.88	10:59:09.414
8 -	2:09.274	0.882	74.96	11:01:18.688
9 -	2:09.701	1.309	74.72	11:03:28.389
10 -	2:08.924 (3)	0.532	75.17	11:05:37.313

P13 41 Kevin BRENT (M)

LAP	LAP TIME	DIFF	MPH	TIME OF DAY
1 -	2:21.043	12.894	68.71	10:46:17.070
2 -	2:08.576	0.427	75.37	10:48:25.646
3 -	2:08.149 (1)		75.62	10:50:33.795
4 -	2:08.303 (3)	0.154	75.53	10:52:42.098
5 -	2:08.760	0.611	75.26	10:54:50.858
6 -	2:08.244 (2)	0.095	75.56	10:56:59.102
7 -	2:10.435	2.286	74.29	10:59:09.537
8 -	2:09.524	1.375	74.82	11:01:19.061
9 -	2:09.861	1.712	74.62	11:03:28.922
10 -	2:08.810	0.661	75.23	11:05:37.732

P14 68 Paul TUCKER (M)

LAP	LAP TIME	DIFF	MPH	TIME OF DAY
1 -	2:15.329	8.211	71.61	10:46:11.356
2 -	2:07.118 (1)		76.23	10:48:18.474
3 -	2:07.955	0.837	75.73	10:50:26.429
4 -	2:07.606 (3)	0.488	75.94	10:52:34.035
5 -	2:07.546 (2)	0.428	75.98	10:54:41.581
6 -	2:08.879	1.761	75.19	10:56:50.460
7 -	2:08.633	1.515	75.34	10:58:59.093
8 -	2:09.803	2.685	74.66	11:01:08.896
9 -	2:09.761	2.643	74.68	11:03:18.657
10 -	2:10.344	3.226	74.35	11:05:29.001

DIFF = Difference To Personal Best Lap

P15 261 Jack RAWLES				
LAP	LAP TIME	DIFF	MPH	TIME OF DAY
1 -	2:22.130	13.594	68.18	10:46:18.157
2 -	2:09.550	1.014	74.80	10:48:27.707
3 -	2:09.693	1.157	74.72	10:50:37.400
4 -	2:09.211	0.675	75.00	10:52:46.611
5 -	2:09.054	0.518	75.09	10:54:55.665
6 -	2:08.677 (2)	0.141	75.31	10:57:04.342
7 -	2:09.629	1.093	74.76	10:59:13.971
8 -	2:08.937	0.401	75.16	11:01:22.908
9 -	2:08.841 (3)	0.305	75.21	11:03:31.749
10 -	2:08.536 (1)		75.39	11:05:40.285

P16 40 Ben HANCY

LAP	LAP TIME	DIFF	MPH	TIME OF DAY
1 -	2:21.628	12.624	68.42	10:46:17.655
2 -	2:09.347 (3)	0.343	74.92	10:48:27.002
3 -	2:10.797	1.793	74.09	10:50:37.799
4 -	2:09.014 (2)	0.010	75.11	10:52:46.813
5 -	2:09.457	0.453	74.86	10:54:56.270
6 -	2:09.004 (1)		75.12	10:57:05.274
7 -	2:09.795	0.791	74.66	10:59:15.069
8 -	2:09.931	0.927	74.58	11:01:25.000
9 -	2:10.615	1.611	74.19	11:03:35.615
10 -	2:10.611	1.607	74.19	11:05:46.226

P17 77 Stephen FODEN

LAP	LAP TIME	DIFF	MPH	TIME OF DAY
1 -	2:21.887	12.421	68.30	10:46:17.914
2 -	2:10.324	0.858	74.36	10:48:28.238
3 -	2:09.923	0.457	74.59	10:50:38.161
4 -	2:11.331	1.865	73.79	10:52:49.492
5 -	2:09.731 (3)	0.265	74.70	10:54:59.223
6 -	2:10.246	0.780	74.40	10:57:09.469
7 -	2:09.897	0.431	74.60	10:59:19.366
8 -	2:09.570 (2)	0.104	74.79	11:01:28.936
9 -	2:09.873	0.407	74.62	11:03:38.809
10 -	2:09.466 (1)		74.85	11:05:48.275

P18 777 Courtney MILNES

LAP	LAP TIME	DIFF	MPH	TIME OF DAY
1 -	2:24.810	15.297	66.92	10:46:20.837
2 -	2:09.844	0.331	74.63	10:48:30.681
3 -	2:09.705 (3)	0.192	74.71	10:50:40.386
4 -	2:09.513 (1)		74.82	10:52:49.899
5 -	2:09.871	0.358	74.62	10:54:59.770
6 -	2:10.274	0.761	74.39	10:57:10.044
7 -	2:10.800	1.287	74.09	10:59:20.844
8 -	2:09.913	0.400	74.59	11:01:30.757
9 -	2:09.622 (2)	0.109	74.76	11:03:40.379
10 -	2:11.382	1.869	73.76	11:05:51.761

P19 101 Simon WOODS (M)

LAP	LAP TIME	DIFF	MPH	TIME OF DAY
1 -	2:23.151	14.320	67.69	10:46:19.178
2 -	2:09.330	0.499	74.93	10:48:28.508
3 -	2:09.729	0.898	74.70	10:50:38.237
4 -	2:10.211	1.380	74.42	10:52:48.448
5 -	2:09.236 (3)	0.405	74.98	10:54:57.684

Weather / Track : Sunny / Dry

Oulton Park International
Circuit Length = 2.6920 miles
Start: 10:43 Flag 11:05 End: 11:06

BRSCC Race Day - Oulton Park International - 17th June 2017

BRSCC Mazda MX-5 Championship - 1A

RACE 1 - LAP ANALYSIS

DIFF = Difference To Personal Best Lap

6 -	2:09.676	0.845	74.73	10:57:07.360
7 -	2:09.202 (2)	0.371	75.00	10:59:16.562
8 -	2:08.831 (1)		75.22	11:01:25.393
9 -	2:09.798	0.967	74.66	11:03:35.191
10 -	2:17.530	8.699	70.46	11:05:52.721

P20 107 Sam BAILEY

LAP	LAP TIME	DIFF	MPH	TIME OF DAY
1 -	2:19.603	12.103	69.42	10:46:15.630
2 -	2:08.939	1.439	75.16	10:48:24.569
3 -	2:08.695	1.195	75.30	10:50:33.264
4 -	2:08.473	0.973	75.43	10:52:41.737
5 -	2:08.169 (2)	0.669	75.61	10:54:49.906
6 -	2:08.528	1.028	75.40	10:56:58.434
7 -	2:33.409	25.909	63.17	10:59:31.843
8 -	2:08.806	1.306	75.23	11:01:40.649
9 -	2:08.194 (3)	0.694	75.59	11:03:48.843
10 -	2:07.500 (1)		76.01	11:05:56.343

P21 56 Max NORFOLK

LAP	LAP TIME	DIFF	MPH	TIME OF DAY
1 -	2:24.489	15.667	67.07	10:46:20.516
2 -	2:21.080	12.258	68.69	10:48:41.596
3 -	2:11.692	2.870	73.59	10:50:53.288
4 -	2:11.262	2.440	73.83	10:53:04.550
5 -	2:10.635	1.813	74.18	10:55:15.185
6 -	2:10.703	1.881	74.14	10:57:25.888
7 -	2:09.895 (2)	1.073	74.60	10:59:35.783
8 -	2:08.822 (1)		75.23	11:01:44.605
9 -	2:10.669	1.847	74.16	11:03:55.274
10 -	2:09.948 (3)	1.126	74.57	11:06:05.222

P22 16 Matt PICKFORD (M)

LAP	LAP TIME	DIFF	MPH	TIME OF DAY
1 -	2:24.174	14.887	67.21	10:46:20.201
2 -	2:09.287 (1)		74.95	10:48:29.488
3 -	2:09.340 (2)	0.053	74.92	10:50:38.828
4 -	2:10.171	0.884	74.45	10:52:48.999
5 -	2:09.841 (3)	0.554	74.63	10:54:58.840
6 -	2:19.115	9.828	69.66	10:57:17.955
7 -	2:14.343	5.056	72.13	10:59:32.298
8 -	2:11.161	1.874	73.88	11:01:43.459
9 -	2:11.951	2.664	73.44	11:03:55.410
10 -	2:10.365	1.078	74.33	11:06:05.775

P23 94 Charlie BURGE

LAP	LAP TIME	DIFF	MPH	TIME OF DAY
1 -	2:19.340	12.398	69.55	10:46:15.367
2 -	2:09.527	2.585	74.82	10:48:24.894
3 -	2:08.097 (3)	1.155	75.65	10:50:32.991
4 -	2:07.091 (2)	0.149	76.25	10:52:40.082
5 -	2:06.942 (1)		76.34	10:54:47.024
6 -	2:41.188 P	34.246	60.12	10:57:28.212

P24 15 John LANGRIDGE

LAP	LAP TIME	DIFF	MPH	TIME OF DAY
1 -	2:18.885 (1)		69.77	10:46:14.912
2 -	2:28.096 P	9.210	65.43	10:48:43.008

BRSCC Race Day - Oulton Park International - 17th June 2017



BRSCC Mazda MX-5 Championship - 1B

RACE 3 - CLASSIFICATION

POS	NO	NAME	ENTRY	LAPS	TIME	GAP	DIFF	MPH	BEST	ON
1	99	Patrick COLLINS (M)	Mazda MX-5	10	21:42.272			74.41	2:08.614	9
2	5	Richard COLLINS (M)	Mazda MX-5	10	21:44.685	2.413	2.413	74.28	2:08.760	7
3	67	Simon ORANGE (M)	Mazda MX-5	10	21:53.014	10.742	8.329	73.80	2:09.625	4
4	34*	Callum WARNER	Mazda MX-5	10	22:06.542	24.270	13.528	73.05	2:10.159	6
5	19	Oliver ROBINSON (M)	Mazda MX-5	10	22:10.922	28.650	4.380	72.81	2:11.010	9
6	75	Guy CARTER	Mazda MX-5	10	22:14.230	31.958	3.308	72.63	2:11.122	9
7	80	Anthony HUTCHINS (M)	Mazda MX-5	10	22:14.813	32.541	0.583	72.60	2:11.043	6
8	55	Graham COLBY (M)	Mazda MX-5	10	22:15.942	33.670	1.129	72.54	2:10.557	9
9	60*	Nick LE DOYEN	Mazda MX-5	10	22:16.034	33.762	0.092	72.53	2:11.028	10
10	11	Stuart BRITTLE (M)	Mazda MX-5	10	22:16.654	34.382	0.620	72.50	2:11.320	9
11	70	Thomas GRINDALL	Mazda MX-5	10	22:18.491	36.219	1.837	72.40	2:10.851	8
12	74	Clive CHISNALL (M)	Mazda MX-5	10	22:20.017	37.745	1.526	72.32	2:11.161	8
13	12	Paul HUGHES	Mazda MX-5	10	22:20.244	37.972	0.227	72.30	2:10.882	6
14	117	Michael CLOSE	Mazda MX-5	10	22:20.628	38.356	0.384	72.28	2:11.198	9
15	7	Adrian BURGE (M)	Mazda MX-5	10	22:35.095	52.823	14.467	71.51	2:11.759	5
16	722	Alan HAWKINS (M)	Mazda MX-5	10	22:46.393	1:04.121	11.298	70.92	2:11.736	2
17	26	Charlie RAWLES	Mazda MX-5	10	22:48.006	1:05.734	1.613	70.84	2:11.083	8
18	66	Nick RILEY (M)	Mazda MX-5	10	22:58.988	1:16.716	10.982	70.27	2:13.557	9
19	58	Dale WHITEMAN (M)	Mazda MX-5	10	23:11.087	1:28.815	12.099	69.66	2:16.255	8
20	53	Jonathan FIELDSSEND (M)	Mazda MX-5	10	23:12.601	1:30.329	1.514	69.59	2:14.962	10
21	9	James LOVE	Mazda MX-5	10	23:31.272	1:49.000	18.671	68.67	2:18.418	6

NOT CLASSIFIED

DNF	10	Teddy CLARK	Mazda MX-5	8	17:59.762	2 Laps	2 Laps	71.80	2:11.311	4
DNF	30	Bryn GRIFFITHS (M)	Mazda MX-5	8	19:07.700	2 Laps	1:07.938	67.55	2:14.801	4

FASTEST LAP

	99	Patrick COLLINS (M)	Mazda MX-5	9	2:08.614			75.35 mph	121.26 kph	
--	----	---------------------	------------	---	----------	--	--	-----------	------------	--

Cars 34 & 60- 5 second penalty - Track Limits
Car 30 - Transponder stopped working

Weather / Track : Sunny / Dry

These results are provisional until the conclusion of any judicial and technical matters.

Oulton Park International
Circuit Length = 2.6920 miles
Start: 11:51 Flag 12:13 End: 12:15

Clerk Of Course :		Timekeeper :	
-------------------	--	--------------	--

BRSCC Race Day - Oulton Park International - 17th June 2017

BRSCC Mazda MX-5 Championship - 1B

RACE 3 - LAP CHART

LAP 1 @ 11:54:01.256			LAP 2 @ 11:56:11.460			LAP 3 @ 11:58:21.292			LAP 4 @ 12:00:30.992			LAP 5 @ 12:02:40.776		
NO	BEHIND	LAP TIME	NO	BEHIND	LAP TIME	NO	BEHIND	LAP TIME	NO	BEHIND	LAP TIME	NO	BEHIND	LAP TIME
99		2:16.313	99		2:10.204	99		2:09.832	99		2:09.700	99		2:09.784
5	0.456	2:16.769	5	0.416	2:10.164	5	0.623	2:10.039	5	1.110	2:10.187	5	0.902	2:09.576
34	1.824	2:18.137	34	2.651	2:11.031	34	3.802	2:10.983	34	4.850	2:10.748	67	6.007	2:10.687
60	2.133	2:18.446	67	5.113	2:12.883	67	5.179	2:09.898	67	5.104	2:09.625	34	6.340	2:11.274
67	2.434	2:18.747	60	5.743	2:13.814	60	7.970	2:12.059	60	11.945	2:13.675	60	14.074	2:11.913
80	3.466	2:19.779	11	6.375	2:13.003	11	8.579	2:12.036	19	12.678	2:12.862	19	15.009	2:12.115
11	3.576	2:19.889	80	6.941	2:13.679	80	9.179	2:12.070	11	12.724	2:13.845	722	15.191	2:11.874
75	5.684	2:21.997	19	7.273	2:11.654	19	9.516	2:12.075	722	13.101	2:12.949	11	16.168	2:13.228
19	5.823	2:22.136	722	7.783	2:11.736	722	9.852	2:11.901	75	13.418	2:12.760	75	16.883	2:13.249
722	6.251	2:22.564	75	8.562	2:13.082	75	10.358	2:11.628	80	13.565	2:14.086	12	18.378	2:12.310
55	6.726	2:23.039	55	8.847	2:12.325	55	10.614	2:11.599	55	13.652	2:12.738	80	18.609	2:14.828
74	7.027	2:23.340	74	11.669	2:14.846	74	14.123	2:12.286	74	15.772	2:11.349	55	18.840	2:14.972
12	7.349	2:23.662	12	11.876	2:14.731	12	14.605	2:12.561	12	15.852	2:10.947	74	19.693	2:13.705
10	8.543	2:24.856	10	12.472	2:14.133	10	15.243	2:12.603	10	16.854	2:11.311	10	20.257	2:13.187
70	9.103	2:25.416	70	12.809	2:13.910	70	15.589	2:12.612	70	18.273	2:12.384	7	20.838	2:11.759
66	10.430	2:26.743	7	13.151	2:12.341	7	16.168	2:12.849	7	18.863	2:12.395	70	21.278	2:12.789
7	11.014	2:27.327	66	16.371	2:16.145	117	20.303	2:13.418	117	22.299	2:11.696	117	24.160	2:11.645
117	11.961	2:28.274	117	16.717	2:14.960	66	21.398	2:14.859	26	25.936	2:12.838	66	31.325	2:15.061
9	12.653	2:28.966	30	19.715	2:16.547	26	22.798	2:12.331	66	26.048	2:14.350	30	38.431	2:18.412
58	12.907	2:29.220	26	20.299	2:14.112	30	24.702	2:14.819	30	29.803	2:14.801	26	49.727	2:33.575
30	13.372	2:29.685	9	22.677	2:20.228	9	33.621	2:20.776	58	41.399	2:17.257	58	50.074	2:18.459
26	16.391	2:32.704	53	23.045	2:16.020	58	33.842	2:20.218	9	45.206	2:21.285	53	55.581	2:19.312
53	17.229	2:33.542	58	23.456	2:20.753	53	34.520	2:21.307	53	46.053	2:21.233	9	55.828	2:20.406

Weather / Track : Sunny / Dry

BRSCC Race Day - Oulton Park International - 17th June 2017

BRSCC Mazda MX-5 Championship - 1B

RACE 3 - LAP CHART

LAP 6 @ 12:04:50.203			LAP 7 @ 12:06:59.070			LAP 8 @ 12:09:08.335			LAP 9 @ 12:11:16.949			LAP 10 @ 12:13:27.215		
NO	BEHIND	LAP TIME	NO	BEHIND	LAP TIME	NO	BEHIND	LAP TIME	NO	BEHIND	LAP TIME	NO	BEHIND	LAP TIME
99		2:09.427	99		2:08.867	99		2:09.265	99		2:08.614	99		2:10.266
5	0.613	2:09.138	5	0.506	2:08.760	5	0.446	2:09.205	5	0.718	2:08.886	5	2.413	2:11.961
67	6.548	2:09.968	67	8.106	2:10.425	67	8.597	2:09.756	67	10.373	2:10.390	67	10.742	2:10.635
34	7.072	2:10.159	34	9.094	2:10.889	34	12.065	2:12.236	34	16.318	2:12.867	34	19.270	2:13.218
19	18.028	2:12.446	19	21.008	2:11.847	19	24.207	2:12.464	19	26.603	2:11.010	19	28.650	2:12.313
60	18.297	2:13.650	11	21.963	2:11.599	11	24.727	2:12.029	11	27.433	2:11.320	60	28.762	2:11.028
722	18.626	2:12.862	722	22.330	2:12.571	60	25.546	2:12.369	60	28.000	2:11.068	75	31.958	2:12.816
11	19.231	2:12.490	60	22.442	2:13.012	80	26.701	2:12.733	80	29.339	2:11.252	80	32.541	2:13.468
75	19.715	2:12.259	12	22.631	2:11.665	75	26.900	2:13.098	75	29.408	2:11.122	55	33.670	2:14.369
12	19.833	2:10.882	75	23.067	2:12.219	55	27.624	2:13.181	55	29.567	2:10.557	11	34.382	2:17.215
80	20.225	2:11.043	80	23.233	2:11.875	12	30.360	2:16.994	74	34.362	2:12.179	70	36.219	2:11.429
55	20.917	2:11.504	55	23.708	2:11.658	74	30.797	2:11.161	70	35.056	2:12.191	74	37.745	2:13.649
10	25.034	2:14.204	74	28.901	2:12.106	70	31.479	2:10.851	12	35.380	2:13.634	12	37.972	2:12.858
70	25.291	2:13.440	70	29.893	2:13.469	117	34.004	2:12.780	117	36.588	2:11.198	117	38.356	2:12.034
74	25.662	2:15.396	7	30.261	2:13.137	10	36.370	2:15.179	7	50.105	2:13.697	7	52.823	2:12.984
7	25.991	2:14.580	10	30.456	2:14.289	7	45.022	2:24.026	722	1:00.081	2:16.482	722	1:04.121	2:14.306
117	26.267	2:11.534	117	30.489	2:13.089	722	52.213	2:39.148	26	1:04.742	2:11.567	26	1:05.734	2:11.258
66	36.981	2:15.083	26	59.971	2:13.301	26	1:01.789	2:11.083	66	1:11.945	2:13.557	66	1:16.716	2:15.037
30	50.046	2:21.042	66	1:02.336	2:34.222	66	1:07.002	2:13.931	58	1:22.334	2:16.870	58	1:28.815	2:16.747
26	55.537	2:15.237	30	1:05.835	2:24.656	58	1:14.078	2:16.255	53	1:25.633	2:16.793	53	1:30.329	2:14.962
58	58.929	2:18.282	58	1:07.088	2:17.026	53	1:17.454	2:16.137	9	1:39.558	2:21.828	9	1:49.000	2:19.708
53	1:03.071	2:16.917	53	1:10.582	2:16.378	9	1:26.344	2:20.086						
9	1:04.819	2:18.418	9	1:15.523	2:19.571	30	1:44.308	2:47.738 P						

Weather / Track : Sunny / Dry

Oulton Park International
 Circuit Length = 2.6920 miles
 Start: 11:51 Flag 12:13 End: 12:15

BRSCC Race Day - Oulton Park International - 17th June 2017

BRSCC Mazda MX-5 Championship - 1B

RACE 3 - LAP ANALYSIS

DIFF = Difference To Personal Best Lap

P1 99 Patrick COLLINS (M)				
LAP	LAP TIME	DIFF	MPH	TIME OF DAY
1 -	2:16.313	7.699	71.09	11:54:01.256
2 -	2:10.204	1.590	74.43	11:56:11.460
3 -	2:09.832	1.218	74.64	11:58:21.292
4 -	2:09.700	1.086	74.72	12:00:30.992
5 -	2:09.784	1.170	74.67	12:02:40.776
6 -	2:09.427	0.813	74.87	12:04:50.203
7 -	2:08.867 (2)	0.253	75.20	12:06:59.070
8 -	2:09.265 (3)	0.651	74.97	12:09:08.335
9 -	2:08.614 (1)		75.35	12:11:16.949
10 -	2:10.266	1.652	74.39	12:13:27.215

P2 5 Richard COLLINS (M)				
LAP	LAP TIME	DIFF	MPH	TIME OF DAY
1 -	2:16.769	8.009	70.85	11:54:01.712
2 -	2:10.164	1.404	74.45	11:56:11.876
3 -	2:10.039	1.279	74.52	11:58:21.915
4 -	2:10.187	1.427	74.44	12:00:32.102
5 -	2:09.576	0.816	74.79	12:02:41.678
6 -	2:09.138 (3)	0.378	75.04	12:04:50.816
7 -	2:08.760 (1)		75.26	12:06:59.576
8 -	2:09.205	0.445	75.00	12:09:08.781
9 -	2:08.886 (2)	0.126	75.19	12:11:17.667
10 -	2:11.961	3.201	73.44	12:13:29.628

P3 67 Simon ORANGE (M)				
LAP	LAP TIME	DIFF	MPH	TIME OF DAY
1 -	2:18.747	9.122	69.84	11:54:03.690
2 -	2:12.883	3.258	72.93	11:56:16.573
3 -	2:09.898 (3)	0.273	74.60	11:58:26.471
4 -	2:09.625 (1)		74.76	12:00:36.096
5 -	2:10.687	1.062	74.15	12:02:46.783
6 -	2:09.968	0.343	74.56	12:04:56.751
7 -	2:10.425	0.800	74.30	12:07:07.176
8 -	2:09.756 (2)	0.131	74.68	12:09:16.932
9 -	2:10.390	0.765	74.32	12:11:27.322
10 -	2:10.635	1.010	74.18	12:13:37.957

P4 34 Callum WARNER				
LAP	LAP TIME	DIFF	MPH	TIME OF DAY
1 -	2:18.137	7.978	70.15	11:54:03.080
2 -	2:11.031	0.872	73.96	11:56:14.111
3 -	2:10.983	0.824	73.98	11:58:25.094
4 -	2:10.748 (2)	0.589	74.12	12:00:35.842
5 -	2:11.274	1.115	73.82	12:02:47.116
6 -	2:10.159 (1)		74.45	12:04:57.275
7 -	2:10.889 (3)	0.730	74.04	12:07:08.164
8 -	2:12.236	2.077	73.28	12:09:20.400
9 -	2:12.867	2.708	72.93	12:11:33.267
10 -	2:13.218	3.059	72.74	12:13:46.485

P5 19 Oliver ROBINSON (M)				
LAP	LAP TIME	DIFF	MPH	TIME OF DAY
1 -	2:22.136	11.126	68.18	11:54:07.079
2 -	2:11.654 (2)	0.644	73.61	11:56:18.733
3 -	2:12.075	1.065	73.37	11:58:30.808
4 -	2:12.862	1.852	72.94	12:00:43.670
5 -	2:12.115	1.105	73.35	12:02:55.785
6 -	2:12.446	1.436	73.17	12:05:08.231

DIFF = Difference To Personal Best Lap

7 -	2:11.847 (3)	0.837	73.50	12:07:20.078
8 -	2:12.464	1.454	73.16	12:09:32.542
9 -	2:11.010 (1)		73.97	12:11:43.552
10 -	2:12.313	1.303	73.24	12:13:55.865

P6 75 Guy CARTER				
LAP	LAP TIME	DIFF	MPH	TIME OF DAY
1 -	2:21.997	10.875	68.25	11:54:06.940
2 -	2:13.082	1.960	72.82	11:56:20.022
3 -	2:11.628 (2)	0.506	73.62	11:58:31.650
4 -	2:12.760	1.638	72.99	12:00:44.410
5 -	2:13.249	2.127	72.73	12:02:57.659
6 -	2:12.259	1.137	73.27	12:05:09.918
7 -	2:12.219 (3)	1.097	73.29	12:07:22.137
8 -	2:13.098	1.976	72.81	12:09:35.235
9 -	2:11.122 (1)		73.91	12:11:46.357
10 -	2:12.816	1.694	72.96	12:13:59.173

P7 80 Anthony HUTCHINS (M)				
LAP	LAP TIME	DIFF	MPH	TIME OF DAY
1 -	2:19.779	8.736	69.33	11:54:04.722
2 -	2:13.679	2.636	72.49	11:56:18.401
3 -	2:12.070	1.027	73.38	11:58:30.471
4 -	2:14.086	3.043	72.27	12:00:44.557
5 -	2:14.828	3.785	71.87	12:02:59.385
6 -	2:11.043 (1)		73.95	12:05:10.428
7 -	2:11.875 (3)	0.832	73.48	12:07:22.303
8 -	2:12.733	1.690	73.01	12:09:35.036
9 -	2:11.252 (2)	0.209	73.83	12:11:46.288
10 -	2:13.468	2.425	72.61	12:13:59.756

P8 55 Graham COLBY (M)				
LAP	LAP TIME	DIFF	MPH	TIME OF DAY
1 -	2:23.039	12.482	67.75	11:54:07.982
2 -	2:12.325	1.768	73.23	11:56:20.307
3 -	2:11.599 (3)	1.042	73.64	11:58:31.906
4 -	2:12.738	2.181	73.01	12:00:44.644
5 -	2:14.972	4.415	71.80	12:02:59.616
6 -	2:11.504 (2)	0.947	73.69	12:05:11.120
7 -	2:11.658	1.101	73.60	12:07:22.778
8 -	2:13.181	2.624	72.76	12:09:35.959
9 -	2:10.557 (1)		74.23	12:11:46.516
10 -	2:14.369	3.812	72.12	12:14:00.885

P9 60 Nick LE DOYEN				
LAP	LAP TIME	DIFF	MPH	TIME OF DAY
1 -	2:18.446	7.418	70.00	11:54:03.389
2 -	2:13.814	2.786	72.42	11:56:17.203
3 -	2:12.059	1.031	73.38	11:58:29.262
4 -	2:13.675	2.647	72.49	12:00:42.937
5 -	2:11.913 (3)	0.885	73.46	12:02:54.850
6 -	2:13.650	2.622	72.51	12:05:08.500
7 -	2:13.012	1.984	72.86	12:07:21.512
8 -	2:12.369	1.341	73.21	12:09:33.881
9 -	2:11.068 (2)	0.040	73.94	12:11:44.949
10 -	2:11.028 (1)		73.96	12:13:55.977

P10 11 Stuart BRITTLE (M)				
LAP	LAP TIME	DIFF	MPH	TIME OF DAY
1 -	2:19.889	8.569	69.27	11:54:04.832

Weather / Track : Sunny / Dry

Oulton Park International
Circuit Length = 2.6920 miles
Start: 11:51 Flag 12:13 End: 12:15

BRSCC Race Day - Oulton Park International - 17th June 2017

BRSCC Mazda MX-5 Championship - 1B

RACE 3 - LAP ANALYSIS

DIFF = Difference To Personal Best Lap

2 -	2:13.003	1.683	72.86	11:56:17.835
3 -	2:12.036	0.716	73.39	11:58:29.871
4 -	2:13.845	2.525	72.40	12:00:43.716
5 -	2:13.228	1.908	72.74	12:02:56.944
6 -	2:12.490	1.170	73.14	12:05:09.434
7 -	2:11.599 (2)	0.279	73.64	12:07:21.033
8 -	2:12.029 (3)	0.709	73.40	12:09:33.062
9 -	2:11.320 (1)		73.79	12:11:44.382
10 -	2:17.215	5.895	70.62	12:14:01.597

P11 70 Thomas GRINDALL

LAP	LAP TIME	DIFF	MPH	TIME OF DAY
1 -	2:25.416	14.565	66.64	11:54:10.359
2 -	2:13.910	3.059	72.37	11:56:24.269
3 -	2:12.612	1.761	73.08	11:58:36.881
4 -	2:12.384	1.533	73.20	12:00:49.265
5 -	2:12.789	1.938	72.98	12:03:02.054
6 -	2:13.440	2.589	72.62	12:05:15.494
7 -	2:13.469	2.618	72.61	12:07:28.963
8 -	2:10.851 (1)		74.06	12:09:39.814
9 -	2:12.191 (3)	1.340	73.31	12:11:52.005
10 -	2:11.429 (2)	0.578	73.73	12:14:03.434

P12 74 Clive CHISNALL (M)

LAP	LAP TIME	DIFF	MPH	TIME OF DAY
1 -	2:23.340	12.179	67.61	11:54:08.283
2 -	2:14.846	3.685	71.86	11:56:23.129
3 -	2:12.286	1.125	73.26	11:58:35.415
4 -	2:11.349 (2)	0.188	73.78	12:00:46.764
5 -	2:13.705	2.544	72.48	12:03:00.469
6 -	2:15.396	4.235	71.57	12:05:15.865
7 -	2:12.106 (3)	0.945	73.36	12:07:27.971
8 -	2:11.161 (1)		73.88	12:09:39.132
9 -	2:12.179	1.018	73.31	12:11:51.311
10 -	2:13.649	2.488	72.51	12:14:04.960

P13 12 Paul HUGHES

LAP	LAP TIME	DIFF	MPH	TIME OF DAY
1 -	2:23.662	12.780	67.45	11:54:08.605
2 -	2:14.731	3.849	71.93	11:56:23.336
3 -	2:12.561	1.679	73.10	11:58:35.897
4 -	2:10.947 (2)	0.065	74.00	12:00:46.844
5 -	2:12.310	1.428	73.24	12:02:59.154
6 -	2:10.882 (1)		74.04	12:05:10.036
7 -	2:11.665 (3)	0.783	73.60	12:07:21.701
8 -	2:16.994	6.112	70.74	12:09:38.695
9 -	2:13.634	2.752	72.52	12:11:52.329
10 -	2:12.858	1.976	72.94	12:14:05.187

P14 117 Michael CLOSE

LAP	LAP TIME	DIFF	MPH	TIME OF DAY
1 -	2:28.274	17.076	65.36	11:54:13.217
2 -	2:14.960	3.762	71.80	11:56:28.177
3 -	2:13.418	2.220	72.63	11:58:41.595
4 -	2:11.696	0.498	73.58	12:00:53.291
5 -	2:11.645 (3)	0.447	73.61	12:03:04.936
6 -	2:11.534 (2)	0.336	73.67	12:05:16.470
7 -	2:13.089	1.891	72.81	12:07:29.559
8 -	2:12.780	1.582	72.98	12:09:42.339
9 -	2:11.198 (1)		73.86	12:11:53.537
10 -	2:12.034	0.836	73.40	12:14:05.571

DIFF = Difference To Personal Best Lap

P15 7 Adrian BURGE (M)				
LAP	LAP TIME	DIFF	MPH	TIME OF DAY
1 -	2:27.327	15.568	65.78	11:54:12.270
2 -	2:12.341 (2)	0.582	73.22	11:56:24.611
3 -	2:12.849	1.090	72.94	11:58:37.460
4 -	2:12.395 (3)	0.636	73.19	12:00:49.855
5 -	2:11.759 (1)		73.55	12:03:01.614
6 -	2:14.580	2.821	72.01	12:05:16.194
7 -	2:13.137	1.378	72.79	12:07:29.331
8 -	2:24.026	12.267	67.28	12:09:53.357
9 -	2:13.697	1.938	72.48	12:12:07.054
10 -	2:12.984	1.225	72.87	12:14:20.038

P16 722 Alan HAWKINS (M)

LAP	LAP TIME	DIFF	MPH	TIME OF DAY
1 -	2:22.564	10.828	67.97	11:54:07.507
2 -	2:11.736 (1)		73.56	11:56:19.243
3 -	2:11.901 (3)	0.165	73.47	11:58:31.144
4 -	2:12.949	1.213	72.89	12:00:44.093
5 -	2:11.874 (2)	0.138	73.48	12:02:55.967
6 -	2:12.862	1.126	72.94	12:05:08.829
7 -	2:12.571	0.835	73.10	12:07:21.400
8 -	2:39.148	27.412	60.89	12:10:00.548
9 -	2:16.482	4.746	71.00	12:12:17.030
10 -	2:14.306	2.570	72.15	12:14:31.336

P17 26 Charlie RAWLES

LAP	LAP TIME	DIFF	MPH	TIME OF DAY
1 -	2:32.704	21.621	63.46	11:54:17.647
2 -	2:14.112	3.029	72.26	11:56:31.759
3 -	2:12.331	1.248	73.23	11:58:44.090
4 -	2:12.838	1.755	72.95	12:00:56.928
5 -	2:33.575	22.492	63.10	12:03:30.503
6 -	2:15.237	4.154	71.66	12:05:45.740
7 -	2:13.301	2.218	72.70	12:07:59.041
8 -	2:11.083 (1)		73.93	12:10:10.124
9 -	2:11.567 (3)	0.484	73.66	12:12:21.691
10 -	2:11.258 (2)	0.175	73.83	12:14:32.949

P18 66 Nick RILEY (M)

LAP	LAP TIME	DIFF	MPH	TIME OF DAY
1 -	2:26.743	13.186	66.04	11:54:11.686
2 -	2:16.145	2.588	71.18	11:56:27.831
3 -	2:14.859	1.302	71.86	11:58:42.690
4 -	2:14.350 (3)	0.793	72.13	12:00:57.040
5 -	2:15.061	1.504	71.75	12:03:12.101
6 -	2:15.083	1.526	71.74	12:05:27.184
7 -	2:34.222	20.665	62.83	12:08:01.406
8 -	2:13.931 (2)	0.374	72.36	12:10:15.337
9 -	2:13.557 (1)		72.56	12:12:28.894
10 -	2:15.037	1.480	71.76	12:14:43.931

P19 58 Dale WHITEMAN (M)

LAP	LAP TIME	DIFF	MPH	TIME OF DAY
1 -	2:29.220	12.965	64.94	11:54:14.163
2 -	2:20.753	4.498	68.85	11:56:34.916
3 -	2:20.218	3.963	69.11	11:58:55.134
4 -	2:17.257	1.002	70.60	12:01:12.391
5 -	2:18.459	2.204	69.99	12:03:30.850

Weather / Track : Sunny / Dry

Oulton Park International
Circuit Length = 2.6920 miles
Start: 11:51 Flag 12:13 End: 12:15

BRSCC Race Day - Oulton Park International - 17th June 2017

BRSCC Mazda MX-5 Championship - 1B

RACE 3 - LAP ANALYSIS

DIFF = Difference To Personal Best Lap

6 -	2:18.282	2.027	70.08	12:05:49.132
7 -	2:17.026	0.771	70.72	12:08:06.158
8 -	2:16.255 (1)		71.12	12:10:22.413
9 -	2:16.870 (3)	0.615	70.80	12:12:39.283
10 -	2:16.747 (2)	0.492	70.87	12:14:56.030

P20 53 Jonathan FIELDSEND (M)				
LAP	LAP TIME	DIFF	MPH	TIME OF DAY
1 -	2:33.542	18.580	63.11	11:54:18.485
2 -	2:16.020 (2)	1.058	71.24	11:56:34.505
3 -	2:21.307	6.345	68.58	11:58:55.812
4 -	2:21.233	6.271	68.61	12:01:17.045
5 -	2:19.312	4.350	69.56	12:03:36.357
6 -	2:16.917	1.955	70.78	12:05:53.274
7 -	2:16.378	1.416	71.06	12:08:09.652
8 -	2:16.137 (3)	1.175	71.18	12:10:25.789
9 -	2:16.793	1.831	70.84	12:12:42.582
10 -	2:14.962 (1)		71.80	12:14:57.544


P21 9 James LOVE				
LAP	LAP TIME	DIFF	MPH	TIME OF DAY
1 -	2:28.966	10.548	65.05	11:54:13.909
2 -	2:20.228	1.810	69.11	11:56:34.137
3 -	2:20.776	2.358	68.84	11:58:54.913
4 -	2:21.285	2.867	68.59	12:01:16.198
5 -	2:20.406	1.988	69.02	12:03:36.604
6 -	2:18.418 (1)		70.01	12:05:55.022
7 -	2:19.571 (2)	1.153	69.43	12:08:14.593
8 -	2:20.086	1.668	69.18	12:10:34.679
9 -	2:21.828	3.410	68.33	12:12:56.507
10 -	2:19.708 (3)	1.290	69.36	12:15:16.215

P22 10 Teddy CLARK				
LAP	LAP TIME	DIFF	MPH	TIME OF DAY
1 -	2:24.856	13.545	66.90	11:54:09.799
2 -	2:14.133	2.822	72.25	11:56:23.932
3 -	2:12.603 (2)	1.292	73.08	11:58:36.535
4 -	2:11.311 (1)		73.80	12:00:47.846
5 -	2:13.187 (3)	1.876	72.76	12:03:01.033
6 -	2:14.204	2.893	72.21	12:05:15.237
7 -	2:14.289	2.978	72.16	12:07:29.526
8 -	2:15.179	3.868	71.69	12:09:44.705

P23 30 Bryn GRIFFITHS (M)				
LAP	LAP TIME	DIFF	MPH	TIME OF DAY
1 -	2:29.685	14.884	64.74	11:54:14.628
2 -	2:16.547 (3)	1.746	70.97	11:56:31.175
3 -	2:14.819 (2)	0.018	71.88	11:58:45.994
4 -	2:14.801 (1)		71.89	12:01:00.795
5 -	2:18.412	3.611	70.01	12:03:19.207
6 -	2:21.042	6.241	68.71	12:05:40.249
7 -	2:24.656	9.855	66.99	12:08:04.905
8 -	2:47.738 P	32.937	57.77	12:10:52.643

BRSCC Mazda MX-5 Championship - 2A

RACE 6 - GRID (20 minutes)

ROW 12	23	34 Callum WARNER	24	19 Oliver ROBINSON (M)
ROW 11	21	5 Richard COLLINS (M)	22	67 Simon ORANGE (M)
ROW 10	19	101 Simon WOODS (M)	20	99 Patrick COLLINS (M)
ROW 9	17	77 Stephen FODEN	18	777 Courtney MILNES
ROW 8	15	261 Jack RAWLES	16	40 Ben HANCY
ROW 7	13	41 Kevin BRENT (M)	14	68 Paul TUCKER (M)
ROW 6	11	88 Stuart SYMONDS	12	20 Paul MAGUIRE
ROW 5	9	83 Brian TROTT	10	8 Michael FISK
ROW 4	7	18 Clive POWLES (M)	8	36 Samuel SMITH
ROW 3	5	23 Martin TOLLEY (M)	6	175 Patrick LAY
ROW 2	3	43 Will BLACKWELL-CHAMBERS	4	63 Oliver ALLWOOD
ROW 1	1	37 James HARRIS	2	72 Joshua JACKSON
Pole				
				

Oulton Park International
 Circuit Length = 2.6920 miles


These results are provisional until the conclusion of any judicial and technical matters.

Clerk Of Course :

Timekeeper :

BRSCC Mazda MX-5 Championship - 2B

RACE 8 - GRID (20 minutes)

ROW 12	23	30	Bryn GRIFFITHS (M)			
ROW 11	21	9	James LOVE	22	10	Teddy CLARK
ROW 10	19	58	Dale WHITEMAN (M)	20	53	Jonathan FIELDSSEND (M)
ROW 9	17	26	Charlie RAWLES	18	66	Nick RILEY (M)
ROW 8	15	7	Adrian BURGE (M)	16	722	Alan HAWKINS (M)
ROW 7	13	12	Paul HUGHES	14	117	Michael CLOSE
ROW 6	11	70	Thomas GRINDALL	12	74	Clive CHISNALL (M)
ROW 5	9	60	Nick LE DOYEN	10	11	Stuart BRITTLE (M)
ROW 4	7	80	Anthony HUTCHINS (M)	8	55	Graham COLBY (M)
ROW 3	5	15	John LANGRIDGE	6	75	Guy CARTER
ROW 2	3	16	Matt PICKFORD (M)	4	94	Charlie BURGE
ROW 1	1	107	Sam BAILEY	2	56	Max NORFOLK
Pole						
						

Oulton Park International
Circuit Length = 2.6920 miles

These results are provisional until the conclusion of any judicial and technical matters.

Clerk Of Course :		Timekeeper :	
-------------------	--	--------------	--

BRSCC Race Day - Oulton Park International - 17th June 2017



BRSCC Mazda MX-5 Championship - 2A

RACE 6 - CLASSIFICATION

POS	NO	NAME	ENTRY	LAPS	TIME	GAP	DIFF	MPH	BEST	ON
1	37	James HARRIS	Mazda MX-5	10	21:22.282			75.57	2:06.925	8
2	72	Joshua JACKSON	Mazda MX-5	10	21:23.949	1.667	1.667	75.48	2:07.018	7
3	63	Oliver ALLWOOD	Mazda MX-5	10	21:28.162	5.880	4.213	75.23	2:07.666	4
4	175	Patrick LAY	Mazda MX-5	10	21:29.577	7.295	1.415	75.15	2:07.658	9
5	43	Will BLACKWELL-CHAMBERS	Mazda MX-5	10	21:30.141	7.859	0.564	75.11	2:07.430	5
6	23	Martin TOLLEY (M)	Mazda MX-5	10	21:34.942	12.660	4.801	74.83	2:07.937	6
7	36	Samuel SMITH	Mazda MX-5	10	21:35.099	12.817	0.157	74.83	2:08.056	6
8	83	Brian TROTT	Mazda MX-5	10	21:35.491	13.209	0.392	74.80	2:07.481	6
9	18	Clive POWLES (M)	Mazda MX-5	10	21:39.263	16.981	3.772	74.59	2:08.092	4
10	8	Michael FISK	Mazda MX-5	10	21:39.471	17.189	0.208	74.57	2:08.209	4
11	20	Paul MAGUIRE	Mazda MX-5	10	21:48.882	26.600	9.411	74.04	2:09.311	5
12	88	Stuart SYMONDS	Mazda MX-5	10	21:48.999	26.717	0.117	74.03	2:08.315	10
13	99	Patrick COLLINS (M)	Mazda MX-5	10	21:49.825	27.543	0.826	73.98	2:08.397	10
14	41	Kevin BRENT (M)	Mazda MX-5	10	21:53.632	31.350	3.807	73.77	2:09.013	9
15	5	Richard COLLINS (M)	Mazda MX-5	10	21:54.554	32.272	0.922	73.72	2:08.911	10
16	68	Paul TUCKER (M)	Mazda MX-5	10	21:55.967	33.685	1.413	73.64	2:07.756	6
17	40	Ben HANCY	Mazda MX-5	10	22:06.597	44.315	10.630	73.05	2:10.926	5
18	101	Simon WOODS (M)	Mazda MX-5	10	22:10.831	48.549	4.234	72.82	2:10.458	3
19	77	Stephen FODEN	Mazda MX-5	10	22:11.293	49.011	0.462	72.79	2:08.916	8
20	777	Courtney MILNES	Mazda MX-5	10	22:12.016	49.734	0.723	72.75	2:10.481	3
21	261	Jack RAWLES	Mazda MX-5	10	22:24.293	1:02.011	12.277	72.09	2:09.806	6
22	19	Oliver ROBINSON (M)	Mazda MX-5	10	22:26.536	1:04.254	2.243	71.97	2:09.846	5
23	34	Callum WARNER	Mazda MX-5	10	22:29.033	1:06.751	2.497	71.83	2:10.750	8

NOT CLASSIFIED

DNF	67	Simon ORANGE (M)	Mazda MX-5	5	11:08.679	5 Laps	5 Laps	72.46	2:10.545	3
-----	----	------------------	------------	---	-----------	--------	--------	-------	-----------------	---

FASTEST LAP

	37	James HARRIS	Mazda MX-5	8	2:06.925			76.35 mph	122.88 kph	
--	----	--------------	------------	---	----------	--	--	-----------	------------	--

Weather / Track : Sunny / Dry

These results are provisional until the conclusion of any judicial and technical matters.

Oulton Park International

Circuit Length = 2.6920 miles

Start: 14:07 Flag 14:28 End: 14:29

Clerk Of Course :

Timekeeper :

BRSCC Race Day - Oulton Park International - 17th June 2017

BRSCC Mazda MX-5 Championship - 2A

RACE 6 - LAP CHART

LAP 1 @ 14:09:40.348			LAP 2 @ 14:11:48.835			LAP 3 @ 14:13:56.600			LAP 4 @ 14:16:03.847			LAP 5 @ 14:18:11.158		
NO	BEHIND	LAP TIME	NO	BEHIND	LAP TIME	NO	BEHIND	LAP TIME	NO	BEHIND	LAP TIME	NO	BEHIND	LAP TIME
37		2:15.300	37		2:08.487	37		2:07.765	37		2:07.247	37		2:07.311
72	0.122	2:15.422	72	0.503	2:08.868	72	0.302	2:07.564	72	0.398	2:07.343	72	0.323	2:07.236
63	0.503	2:15.803	63	0.826	2:08.810	63	0.835	2:07.774	63	1.254	2:07.666	43	1.694	2:07.430
43	1.079	2:16.379	43	1.131	2:08.539	43	1.196	2:07.830	43	1.575	2:07.626	63	1.771	2:07.828
23	1.227	2:16.527	23	1.556	2:08.816	175	2.452	2:08.180	175	3.204	2:07.999	175	3.746	2:07.853
175	1.393	2:16.693	175	2.037	2:09.131	23	3.010	2:09.219	23	3.781	2:08.018	36	5.136	2:08.134
36	1.842	2:17.142	36	2.369	2:09.014	36	3.348	2:08.744	36	4.313	2:08.212	23	5.342	2:08.872
83	3.447	2:18.747	83	4.013	2:09.053	83	4.763	2:08.515	83	5.726	2:08.210	83	6.464	2:08.049
18	3.807	2:19.107	18	4.446	2:09.126	18	5.189	2:08.508	18	6.034	2:08.092	18	7.271	2:08.548
20	4.566	2:19.866	20	5.765	2:09.686	68	7.543	2:09.181	68	9.314	2:09.018	68	10.138	2:08.135
68	5.249	2:20.549	68	6.127	2:09.365	8	8.467	2:09.868	8	9.429	2:08.209	8	11.100	2:08.982
8	5.280	2:20.580	8	6.364	2:09.571	88	9.264	2:08.988	88	11.357	2:09.340	88	13.397	2:09.351
40	5.475	2:20.775	40	7.921	2:10.933	20	9.323	2:11.323	20	11.979	2:09.903	20	13.979	2:09.311
41	5.649	2:20.949	88	8.041	2:10.715	40	11.250	2:11.094	99	15.285	2:10.824	99	17.012	2:09.038
88	5.813	2:21.113	41	8.214	2:11.052	41	11.515	2:11.066	41	15.579	2:11.311	41	17.925	2:09.657
99	6.130	2:21.430	99	8.571	2:10.928	99	11.708	2:10.902	40	16.530	2:12.527	5	19.825	2:10.009
777	6.373	2:21.673	777	9.253	2:11.367	777	11.969	2:10.481	5	17.127	2:11.095	40	20.145	2:10.926
101	8.086	2:23.386	101	11.173	2:11.574	5	13.279	2:09.618	777	17.925	2:13.203	261	21.973	2:10.975
5	8.239	2:23.539	5	11.426	2:11.674	101	13.866	2:10.458	101	18.043	2:11.424	777	22.007	2:11.393
67	9.245	2:24.545	67	11.777	2:11.019	67	14.557	2:10.545	261	18.309	2:10.767	101	22.087	2:11.355
19	9.739	2:25.039	77	12.068	2:10.727	261	14.789	2:10.189	67	19.171	2:11.861	67	22.569	2:10.709
77	9.828	2:25.128	261	12.365	2:10.686	77	15.020	2:10.717	77	19.548	2:11.775	77	22.891	2:10.654
261	10.166	2:25.466	19	14.707	2:13.455	19	17.700	2:10.758	19	21.237	2:10.784	19	23.772	2:09.846
34	10.663	2:25.963	34	23.466	2:21.290	34	28.437	2:12.736	34	35.445	2:14.255	34	41.474	2:13.340

Weather / Track : Sunny / Dry

Oulton Park International
 Circuit Length = 2.6920 miles
 Start: 14:07 Flag 14:28 End: 14:29

BRSCC Race Day - Oulton Park International - 17th June 2017

BRSCC Mazda MX-5 Championship - 2A

RACE 6 - LAP CHART

LAP 6 @ 14:20:18.357			LAP 7 @ 14:22:25.399			LAP 8 @ 14:24:32.324			LAP 9 @ 14:26:39.912			LAP 10 @ 14:28:47.330		
NO	BEHIND	LAP TIME	NO	BEHIND	LAP TIME	NO	BEHIND	LAP TIME	NO	BEHIND	LAP TIME	NO	BEHIND	LAP TIME
37		2:07.199	37		2:07.042	37		2:06.925	37		2:07.588	37		2:07.418
72	0.575	2:07.451	72	0.551	2:07.018	72	1.265	2:07.639	72	1.418	2:07.741	72	1.667	2:07.667
43	2.130	2:07.635	63	3.724	2:08.423	63	4.496	2:07.697	63	5.040	2:08.132	63	5.880	2:08.258
63	2.343	2:07.771	43	3.959	2:08.871	43	4.693	2:07.659	43	6.261	2:09.156	175	7.295	2:08.321
175	4.471	2:07.924	175	5.313	2:07.884	175	6.322	2:07.934	175	6.392	2:07.658	43	7.859	2:09.016
36	5.993	2:08.056	23	8.044	2:09.006	23	9.828	2:08.709	23	11.119	2:08.879	23	12.660	2:08.959
23	6.080	2:07.937	36	8.264	2:09.313	36	10.231	2:08.892	36	11.299	2:08.656	36	12.817	2:08.936
83	6.746	2:07.481	83	8.661	2:08.957	83	10.562	2:08.826	83	11.826	2:08.852	83	13.209	2:08.801
18	9.656	2:09.584	18	12.240	2:09.626	18	14.906	2:09.591	18	15.870	2:08.552	18	16.981	2:08.529
68	10.695	2:07.756	68	13.358	2:09.705	8	15.585	2:08.783	8	16.261	2:08.264	8	17.189	2:08.346
8	12.269	2:08.368	8	13.727	2:08.500	88	17.953	2:08.562	20	24.609	2:09.431	20	26.600	2:09.409
88	15.009	2:08.811	88	16.316	2:08.349	20	22.766	2:10.169	88	25.820	2:15.455	88	26.717	2:08.315
20	16.754	2:09.974	20	19.522	2:09.810	99	25.287	2:09.260	99	26.564	2:08.865	99	27.543	2:08.397
99	20.390	2:10.577	99	22.952	2:09.604	41	26.621	2:09.307	41	28.046	2:09.013	41	31.350	2:10.722
41	20.733	2:10.007	41	24.239	2:10.548	5	29.362	2:09.031	5	30.779	2:09.005	5	32.272	2:08.911
5	24.060	2:11.434	5	27.256	2:10.238	68	29.746	2:23.313	68	31.094	2:08.936	68	33.685	2:10.009
40	24.460	2:11.514	40	28.579	2:11.161	40	34.322	2:12.668	40	38.198	2:11.464	40	44.315	2:13.535
261	24.580	2:09.806	777	35.179	2:12.064	777	40.743	2:12.489	101	44.949	2:11.595	101	48.549	2:11.018
777	30.157	2:15.349	101	36.608	2:11.518	101	40.942	2:11.259	77	45.516	2:11.672	77	49.011	2:10.913
19	30.410	2:13.837	77	39.441	2:10.925	77	41.432	2:08.916	777	45.540	2:12.385	777	49.734	2:11.612
101	32.132	2:17.244	19	48.901	2:25.533	261	54.850	2:11.138	261	59.574	2:12.312	261	1:02.011	2:09.855
77	35.558	2:19.866	261	50.637	2:33.099	19	55.029	2:13.053	19	1:00.076	2:12.635	19	1:04.254	2:11.596
34	47.063	2:12.788	34	51.337	2:11.316	34	55.162	2:10.750	34	1:00.306	2:12.732	34	1:06.751	2:13.863

Weather / Track : Sunny / Dry

Oulton Park International
 Circuit Length = 2.6920 miles
 Start: 14:07 Flag 14:28 End: 14:29

BRSCC Race Day - Oulton Park International - 17th June 2017

BRSCC Mazda MX-5 Championship - 2A

RACE 6 - LAP ANALYSIS

DIFF = Difference To Personal Best Lap

P1 37 James HARRIS				
LAP	LAP TIME	DIFF	MPH	TIME OF DAY
1 -	2:15.300	8.375	71.62	14:09:40.348
2 -	2:08.487	1.562	75.42	14:11:48.835
3 -	2:07.765	0.840	75.85	14:13:56.600
4 -	2:07.247	0.322	76.16	14:16:03.847
5 -	2:07.311	0.386	76.12	14:18:11.158
6 -	2:07.199 (3)	0.274	76.19	14:20:18.357
7 -	2:07.042 (2)	0.117	76.28	14:22:25.399
8 -	2:06.925 (1)		76.35	14:24:32.324
9 -	2:07.588	0.663	75.95	14:26:39.912
10 -	2:07.418	0.493	76.05	14:28:47.330

P2 72 Joshua JACKSON				
LAP	LAP TIME	DIFF	MPH	TIME OF DAY
1 -	2:15.422	8.404	71.56	14:09:40.470
2 -	2:08.868	1.850	75.20	14:11:49.338
3 -	2:07.564	0.546	75.97	14:13:56.902
4 -	2:07.343 (3)	0.325	76.10	14:16:04.245
5 -	2:07.236 (2)	0.218	76.16	14:18:11.481
6 -	2:07.451	0.433	76.03	14:20:18.932
7 -	2:07.018 (1)		76.29	14:22:25.950
8 -	2:07.639	0.621	75.92	14:24:33.589
9 -	2:07.741	0.723	75.86	14:26:41.330
10 -	2:07.667	0.649	75.91	14:28:48.997

P3 63 Oliver ALLWOOD				
LAP	LAP TIME	DIFF	MPH	TIME OF DAY
1 -	2:15.803	8.137	71.36	14:09:40.851
2 -	2:08.810	1.144	75.23	14:11:49.661
3 -	2:07.774	0.108	75.84	14:13:57.435
4 -	2:07.666 (1)		75.91	14:16:05.101
5 -	2:07.828	0.162	75.81	14:18:12.929
6 -	2:07.771 (3)	0.105	75.84	14:20:20.700
7 -	2:08.423	0.757	75.46	14:22:29.123
8 -	2:07.697 (2)	0.031	75.89	14:24:36.820
9 -	2:08.132	0.466	75.63	14:26:44.952
10 -	2:08.258	0.592	75.56	14:28:53.210

P4 175 Patrick LAY				
LAP	LAP TIME	DIFF	MPH	TIME OF DAY
1 -	2:16.693	9.035	70.89	14:09:41.741
2 -	2:09.131	1.473	75.05	14:11:50.872
3 -	2:08.180	0.522	75.60	14:13:59.052
4 -	2:07.999	0.341	75.71	14:16:07.051
5 -	2:07.853 (2)	0.195	75.80	14:18:14.904
6 -	2:07.924	0.266	75.75	14:20:22.828
7 -	2:07.884 (3)	0.226	75.78	14:22:30.712
8 -	2:07.934	0.276	75.75	14:24:38.646
9 -	2:07.658 (1)		75.91	14:26:46.304
10 -	2:08.321	0.663	75.52	14:28:54.625

P5 43 Will BLACKWELL-CHAMBERS				
LAP	LAP TIME	DIFF	MPH	TIME OF DAY
1 -	2:16.379	8.949	71.06	14:09:41.427
2 -	2:08.539	1.109	75.39	14:11:49.966
3 -	2:07.830	0.400	75.81	14:13:57.796
4 -	2:07.626 (2)	0.196	75.93	14:16:05.422
5 -	2:07.430 (1)		76.05	14:18:12.852
6 -	2:07.635 (3)	0.205	75.92	14:20:20.487

DIFF = Difference To Personal Best Lap

7 -	2:08.871	1.441	75.20	14:22:29.358
8 -	2:07.659	0.229	75.91	14:24:37.017
9 -	2:09.156	1.726	75.03	14:26:46.173
10 -	2:09.016	1.586	75.11	14:28:55.189

P6 23 Martin TOLLEY (M)				
LAP	LAP TIME	DIFF	MPH	TIME OF DAY
1 -	2:16.527	8.590	70.98	14:09:41.575
2 -	2:08.816	0.879	75.23	14:11:50.391
3 -	2:09.219	1.282	74.99	14:13:59.610
4 -	2:08.018 (2)	0.081	75.70	14:16:07.628
5 -	2:08.872	0.935	75.20	14:18:16.500
6 -	2:07.937 (1)		75.75	14:20:24.437
7 -	2:09.006	1.069	75.12	14:22:33.443
8 -	2:08.709 (3)	0.772	75.29	14:24:42.152
9 -	2:08.879	0.942	75.19	14:26:51.031
10 -	2:08.959	1.022	75.15	14:28:59.990

P7 36 Samuel SMITH				
LAP	LAP TIME	DIFF	MPH	TIME OF DAY
1 -	2:17.142	9.086	70.66	14:09:42.190
2 -	2:09.014	0.958	75.11	14:11:51.204
3 -	2:08.744	0.688	75.27	14:13:59.948
4 -	2:08.212 (3)	0.156	75.58	14:16:08.160
5 -	2:08.134 (2)	0.078	75.63	14:18:16.294
6 -	2:08.056 (1)		75.68	14:20:24.350
7 -	2:09.313	1.257	74.94	14:22:33.663
8 -	2:08.892	0.836	75.18	14:24:42.555
9 -	2:08.656	0.600	75.32	14:26:51.211
10 -	2:08.936	0.880	75.16	14:29:00.147

P8 83 Brian TROTT				
LAP	LAP TIME	DIFF	MPH	TIME OF DAY
1 -	2:18.747	11.266	69.84	14:09:43.795
2 -	2:09.053	1.572	75.09	14:11:52.848
3 -	2:08.515	1.034	75.40	14:14:01.363
4 -	2:08.210 (3)	0.729	75.58	14:16:09.573
5 -	2:08.049 (2)	0.568	75.68	14:18:17.622
6 -	2:07.481 (1)		76.02	14:20:25.103
7 -	2:08.957	1.476	75.15	14:22:34.060
8 -	2:08.826	1.345	75.22	14:24:42.886
9 -	2:08.852	1.371	75.21	14:26:51.738
10 -	2:08.801	1.320	75.24	14:29:00.539

P9 18 Clive POWLES (M)				
LAP	LAP TIME	DIFF	MPH	TIME OF DAY
1 -	2:19.107	11.015	69.66	14:09:44.155
2 -	2:09.126	1.034	75.05	14:11:53.281
3 -	2:08.508 (2)	0.416	75.41	14:14:01.789
4 -	2:08.092 (1)		75.65	14:16:09.881
5 -	2:08.548	0.456	75.39	14:18:18.429
6 -	2:09.584	1.492	74.78	14:20:28.013
7 -	2:09.626	1.534	74.76	14:22:37.639
8 -	2:09.591	1.499	74.78	14:24:47.230
9 -	2:08.552	0.460	75.38	14:26:55.782
10 -	2:08.529 (3)	0.437	75.40	14:29:04.311

P10 8 Michael FISK				
LAP	LAP TIME	DIFF	MPH	TIME OF DAY
1 -	2:20.580	12.371	68.93	14:09:45.628

Weather / Track : Sunny / Dry

Oulton Park International
Circuit Length = 2.6920 miles
Start: 14:07 Flag 14:28 End: 14:29

BRSCC Race Day - Oulton Park International - 17th June 2017

BRSCC Mazda MX-5 Championship - 2A

RACE 6 - LAP ANALYSIS

DIFF = Difference To Personal Best Lap

2 -	2:09.571	1.362	74.79	14:11:55.199
3 -	2:09.868	1.659	74.62	14:14:05.067
4 -	2:08.209 (1)		75.58	14:16:13.276
5 -	2:08.982	0.773	75.13	14:18:22.258
6 -	2:08.368	0.159	75.49	14:20:30.626
7 -	2:08.500	0.291	75.41	14:22:39.126
8 -	2:08.783	0.574	75.25	14:24:47.909
9 -	2:08.264 (2)	0.055	75.55	14:26:56.173
10 -	2:08.346 (3)	0.137	75.50	14:29:04.519

P11 20 Paul MAGUIRE

LAP	LAP TIME	DIFF	MPH	TIME OF DAY
1 -	2:19.866	10.555	69.28	14:09:44.914
2 -	2:09.686	0.375	74.72	14:11:54.600
3 -	2:11.323	2.012	73.79	14:14:05.923
4 -	2:09.903	0.592	74.60	14:16:15.826
5 -	2:09.311 (1)		74.94	14:18:25.137
6 -	2:09.974	0.663	74.56	14:20:35.111
7 -	2:09.810	0.499	74.65	14:22:44.921
8 -	2:10.169	0.858	74.45	14:24:55.090
9 -	2:09.431 (3)	0.120	74.87	14:27:04.521
10 -	2:09.409 (2)	0.098	74.88	14:29:13.930

P12 88 Stuart SYMONDS

LAP	LAP TIME	DIFF	MPH	TIME OF DAY
1 -	2:21.113	12.798	68.67	14:09:46.161
2 -	2:10.715	2.400	74.14	14:11:56.876
3 -	2:08.988	0.673	75.13	14:14:05.864
4 -	2:09.340	1.025	74.92	14:16:15.204
5 -	2:09.351	1.036	74.92	14:18:24.555
6 -	2:08.811	0.496	75.23	14:20:33.366
7 -	2:08.349 (2)	0.034	75.50	14:22:41.715
8 -	2:08.562 (3)	0.247	75.38	14:24:50.277
9 -	2:15.455	7.140	71.54	14:27:05.732
10 -	2:08.315 (1)		75.52	14:29:14.047

P13 99 Patrick COLLINS (M)

LAP	LAP TIME	DIFF	MPH	TIME OF DAY
1 -	2:21.430	13.033	68.52	14:09:46.478
2 -	2:10.928	2.531	74.02	14:11:57.406
3 -	2:10.902	2.505	74.03	14:14:08.308
4 -	2:10.824	2.427	74.07	14:16:19.132
5 -	2:09.038 (3)	0.641	75.10	14:18:28.170
6 -	2:10.577	2.180	74.21	14:20:38.747
7 -	2:09.604	1.207	74.77	14:22:48.351
8 -	2:09.260	0.863	74.97	14:24:57.611
9 -	2:08.865 (2)	0.468	75.20	14:27:06.476
10 -	2:08.397 (1)		75.47	14:29:14.873

P14 41 Kevin BRENT (M)

LAP	LAP TIME	DIFF	MPH	TIME OF DAY
1 -	2:20.949	11.936	68.75	14:09:45.997
2 -	2:11.052	2.039	73.95	14:11:57.049
3 -	2:11.066	2.053	73.94	14:14:08.115
4 -	2:11.311	2.298	73.80	14:16:19.426
5 -	2:09.657 (3)	0.644	74.74	14:18:29.083
6 -	2:10.007	0.994	74.54	14:20:39.090
7 -	2:10.548	1.535	74.23	14:22:49.638
8 -	2:09.307 (2)	0.294	74.94	14:24:58.945
9 -	2:09.013 (1)		75.11	14:27:07.958
10 -	2:10.722	1.709	74.13	14:29:18.680

DIFF = Difference To Personal Best Lap

P15 5 Richard COLLINS (M)				
LAP	LAP TIME	DIFF	MPH	TIME OF DAY
1 -	2:23.539	14.628	67.51	14:09:48.587
2 -	2:11.674	2.763	73.60	14:12:00.261
3 -	2:09.618	0.707	74.76	14:14:09.879
4 -	2:11.095	2.184	73.92	14:16:20.974
5 -	2:10.009	1.098	74.54	14:18:30.983
6 -	2:11.434	2.523	73.73	14:20:42.417
7 -	2:10.238	1.327	74.41	14:22:52.655
8 -	2:09.031 (3)	0.120	75.10	14:25:01.686
9 -	2:09.005 (2)	0.094	75.12	14:27:10.691
10 -	2:08.911 (1)		75.17	14:29:19.602

P16 68 Paul TUCKER (M)

LAP	LAP TIME	DIFF	MPH	TIME OF DAY
1 -	2:20.549	12.793	68.95	14:09:45.597
2 -	2:09.365	1.609	74.91	14:11:54.962
3 -	2:09.181	1.425	75.02	14:14:04.143
4 -	2:09.018	1.262	75.11	14:16:13.161
5 -	2:08.135 (2)	0.379	75.63	14:18:21.296
6 -	2:07.756 (1)		75.85	14:20:29.052
7 -	2:09.705	1.949	74.71	14:22:38.757
8 -	2:23.313	15.557	67.62	14:25:02.070
9 -	2:08.936 (3)	1.180	75.16	14:27:11.006
10 -	2:10.009	2.253	74.54	14:29:21.015

P17 40 Ben HANCY

LAP	LAP TIME	DIFF	MPH	TIME OF DAY
1 -	2:20.775	9.849	68.84	14:09:45.823
2 -	2:10.933 (2)	0.007	74.01	14:11:56.756
3 -	2:11.094 (3)	0.168	73.92	14:14:07.850
4 -	2:12.527	1.601	73.12	14:16:20.377
5 -	2:10.926 (1)		74.02	14:18:31.303
6 -	2:11.514	0.588	73.69	14:20:42.817
7 -	2:11.161	0.235	73.88	14:22:53.978
8 -	2:12.668	1.742	73.04	14:25:06.646
9 -	2:11.464	0.538	73.71	14:27:18.110
10 -	2:13.535	2.609	72.57	14:29:31.645

P18 101 Simon WOODS (M)

LAP	LAP TIME	DIFF	MPH	TIME OF DAY
1 -	2:23.386	12.928	67.58	14:09:48.434
2 -	2:11.574	1.116	73.65	14:12:00.008
3 -	2:10.458 (1)		74.28	14:14:10.466
4 -	2:11.424	0.966	73.74	14:16:21.890
5 -	2:11.355	0.897	73.77	14:18:33.245
6 -	2:17.244	6.786	70.61	14:20:50.489
7 -	2:11.518	1.060	73.68	14:23:02.007
8 -	2:11.259 (3)	0.801	73.83	14:25:13.266
9 -	2:11.595	1.137	73.64	14:27:24.861
10 -	2:11.018 (2)	0.560	73.96	14:29:35.879

P19 77 Stephen FODEN

LAP	LAP TIME	DIFF	MPH	TIME OF DAY
1 -	2:25.128	16.212	66.77	14:09:50.176
2 -	2:10.727	1.811	74.13	14:12:00.903
3 -	2:10.717 (3)	1.801	74.13	14:14:11.620
4 -	2:11.775	2.859	73.54	14:16:23.395
5 -	2:10.654 (2)	1.738	74.17	14:18:34.049

Weather / Track : Sunny / Dry

Oulton Park International
Circuit Length = 2.6920 miles
Start: 14:07 Flag 14:28 End: 14:29

BRSCC Race Day - Oulton Park International - 17th June 2017

BRSCC Mazda MX-5 Championship - 2A

RACE 6 - LAP ANALYSIS

DIFF = Difference To Personal Best Lap

6 -	2:19.866	10.950	69.28	14:20:53.915
7 -	2:10.925	2.009	74.02	14:23:04.840
8 -	2:08.916 (1)		75.17	14:25:13.756
9 -	2:11.672	2.756	73.60	14:27:25.428
10 -	2:10.913	1.997	74.02	14:29:36.341

P20 777 Courtney MILNES

LAP	LAP TIME	DIFF	MPH	TIME OF DAY
1 -	2:21.673	11.192	68.40	14:09:46.721
2 -	2:11.367 (2)	0.886	73.77	14:11:58.088
3 -	2:10.481 (1)		74.27	14:14:08.569
4 -	2:13.203	2.722	72.75	14:16:21.772
5 -	2:11.393 (3)	0.912	73.75	14:18:33.165
6 -	2:15.349	4.868	71.60	14:20:48.514
7 -	2:12.064	1.583	73.38	14:23:00.578
8 -	2:12.489	2.008	73.14	14:25:13.067
9 -	2:12.385	1.904	73.20	14:27:25.452
10 -	2:11.612	1.131	73.63	14:29:37.064

P21 261 Jack RAWLES

LAP	LAP TIME	DIFF	MPH	TIME OF DAY
1 -	2:25.466	15.660	66.62	14:09:50.514
2 -	2:10.686	0.880	74.15	14:12:01.200
3 -	2:10.189 (3)	0.383	74.44	14:14:11.389
4 -	2:10.767	0.961	74.11	14:16:22.156
5 -	2:10.975	1.169	73.99	14:18:33.131
6 -	2:09.806 (1)		74.65	14:20:42.937
7 -	2:33.099	23.293	63.30	14:23:16.036
8 -	2:11.138	1.332	73.90	14:25:27.174
9 -	2:12.312	2.506	73.24	14:27:39.486
10 -	2:09.855 (2)	0.049	74.63	14:29:49.341

P22 19 Oliver ROBINSON (M)

LAP	LAP TIME	DIFF	MPH	TIME OF DAY
1 -	2:25.039	15.193	66.81	14:09:50.087
2 -	2:13.455	3.609	72.61	14:12:03.542
3 -	2:10.758 (2)	0.912	74.11	14:14:14.300
4 -	2:10.784 (3)	0.938	74.10	14:16:25.084
5 -	2:09.846 (1)		74.63	14:18:34.930
6 -	2:13.837	3.991	72.41	14:20:48.767
7 -	2:25.533	15.687	66.59	14:23:14.300
8 -	2:13.053	3.207	72.83	14:25:27.353
9 -	2:12.635	2.789	73.06	14:27:39.988
10 -	2:11.596	1.750	73.64	14:29:51.584

P23 34 Callum WARNER

LAP	LAP TIME	DIFF	MPH	TIME OF DAY
1 -	2:25.963	15.213	66.39	14:09:51.011
2 -	2:21.290	10.540	68.59	14:12:12.301
3 -	2:12.736	1.986	73.01	14:14:25.037
4 -	2:14.255	3.505	72.18	14:16:39.292
5 -	2:13.340	2.590	72.68	14:18:52.632
6 -	2:12.788	2.038	72.98	14:21:05.420
7 -	2:11.316 (2)	0.566	73.80	14:23:16.736
8 -	2:10.750 (1)		74.12	14:25:27.486
9 -	2:12.732 (3)	1.982	73.01	14:27:40.218
10 -	2:13.863	3.113	72.39	14:29:54.081

DIFF = Difference To Personal Best Lap

P24 67 Simon ORANGE (M)				
LAP	LAP TIME	DIFF	MPH	TIME OF DAY
1 -	2:24.545	14.000	67.04	14:09:49.593
2 -	2:11.019 (3)	0.474	73.96	14:12:00.612
3 -	2:10.545 (1)		74.23	14:14:11.157
4 -	2:11.861	1.316	73.49	14:16:23.018
5 -	2:10.709 (2)	0.164	74.14	14:18:33.727

BRSCC Race Day - Oulton Park International - 17th June 2017



BRSCC Mazda MX-5 Championship - 2B

RACE 8 - CLASSIFICATION

POS	NO	NAME	ENTRY	LAPS	TIME	GAP	DIFF	MPH	BEST	ON
1	94	Charlie BURGE	Mazda MX-5	10	21:29.417			75.16	2:07.999	7
2	107*	Sam BAILEY	Mazda MX-5	10	21:35.296	5.879	5.879	74.81	2:07.887	8
3	15	John LANGRIDGE	Mazda MX-5	10	21:45.489	16.072	10.193	74.23	2:08.879	8
4	56	Max NORFOLK	Mazda MX-5	10	21:45.940	16.523	0.451	74.20	2:09.002	10
5	16	Matt PICKFORD (M)	Mazda MX-5	10	22:01.277	31.860	15.337	73.34	2:10.689	8
6	60	Nick LE DOYEN	Mazda MX-5	10	22:04.065	34.648	2.788	73.19	2:10.830	9
7	55	Graham COLBY (M)	Mazda MX-5	10	22:06.337	36.920	2.272	73.06	2:10.696	9
8	75	Guy CARTER	Mazda MX-5	10	22:10.153	40.736	3.816	72.85	2:11.335	7
9	80	Anthony HUTCHINS (M)	Mazda MX-5	10	22:13.076	43.659	2.923	72.69	2:11.321	2
10	74	Clive CHISNALL (M)	Mazda MX-5	10	22:13.395	43.978	0.319	72.68	2:11.384	8
11	26	Charlie RAWLES	Mazda MX-5	10	22:13.871	44.454	0.476	72.65	2:10.861	3
12	722	Alan HAWKINS (M)	Mazda MX-5	10	22:15.894	46.477	2.023	72.54	2:11.408	7
13	11*	Stuart BRITTLE (M)	Mazda MX-5	10	22:19.346	49.929	3.452	72.35	2:10.606	5
14	70	Thomas GRINDALL	Mazda MX-5	10	22:20.382	50.965	1.036	72.30	2:10.767	5
15	7	Adrian BURGE (M)	Mazda MX-5	10	22:22.596	53.179	2.214	72.18	2:11.877	3
16	12	Paul HUGHES	Mazda MX-5	10	22:25.923	56.506	3.327	72.00	2:10.382	7
17	117	Michael CLOSE	Mazda MX-5	10	22:26.413	56.996	0.490	71.97	2:11.794	3
18	66	Nick RILEY (M)	Mazda MX-5	10	22:32.116	1:02.699	5.703	71.67	2:12.025	7
19	30	Bryn GRIFFITHS (M)	Mazda MX-5	10	22:37.999	1:08.582	5.883	71.36	2:13.120	7
20	53	Jonathan FIELDSSEND (M)	Mazda MX-5	10	23:23.411	1:53.994	45.412	69.05	2:17.127	10
21	9	James LOVE	Mazda MX-5	10	23:29.761	2:00.344	6.350	68.74	2:18.300	9
22	58	Dale WHITEMAN (M)	Mazda MX-5	10	23:38.253	2:08.836	8.492	68.33	2:16.921	5
23	10	Teddy CLARK	Mazda MX-5	9	22:55.905	1 Lap	1 Lap	63.39	2:11.954	5

FASTEST LAP

107	Sam BAILEY	Mazda MX-5	8	2:07.887	75.78 mph	121.95 kph
-----	------------	------------	---	----------	-----------	------------

Car 11 - 10 second penalty - False Start
 Car 107 - 5 second penalty - Track Limits

Weather / Track : Sunny / Dry

These results are provisional until the conclusion of any judicial and technical matters.

Oulton Park International
 Circuit Length = 2.6920 miles
 Start: 15:29 Flag 15:50 End: 15:52

Clerk Of Course :	Timekeeper :
-------------------	--------------

BRSCC Race Day - Oulton Park International - 17th June 2017

BRSCC Mazda MX-5 Championship - 2B

RACE 8 - LAP CHART

LAP 1 @ 15:31:19.352			LAP 2 @ 15:33:28.081			LAP 3 @ 15:35:36.725			LAP 4 @ 15:37:44.955			LAP 5 @ 15:39:53.314		
NO	BEHIND	LAP TIME	NO	BEHIND	LAP TIME	NO	BEHIND	LAP TIME	NO	BEHIND	LAP TIME	NO	BEHIND	LAP TIME
107		2:14.408	107		2:08.729	94		2:08.359	94		2:08.230	94		2:08.359
94	0.196	2:14.604	94	0.285	2:08.818	107	0.119	2:08.763	107	0.751	2:08.862	107	0.565	2:08.173
15	4.146	2:18.554	15	5.398	2:09.981	15	6.971	2:10.217	15	9.155	2:10.414	15	10.208	2:09.412
56	4.657	2:19.065	56	6.203	2:10.275	56	8.511	2:10.952	56	10.424	2:10.143	56	11.567	2:09.502
60	4.924	2:19.332	60	7.687	2:11.492	60	10.434	2:11.391	60	14.569	2:12.365	16	17.897	2:11.176
75	5.270	2:19.678	16	8.014	2:11.002	16	10.886	2:11.516	16	15.080	2:12.424	60	18.937	2:12.727
16	5.741	2:20.149	75	8.733	2:12.192	55	11.164	2:10.891	75	15.606	2:11.850	75	19.916	2:12.669
55	6.110	2:20.518	55	8.917	2:11.536	75	11.986	2:11.897	55	15.832	2:12.898	55	20.067	2:12.594
80	7.289	2:21.697	80	9.881	2:11.321	80	12.610	2:11.373	80	16.127	2:11.747	80	20.442	2:12.674
117	7.689	2:22.097	70	10.398	2:11.109	70	12.978	2:11.224	70	18.543	2:13.795	70	20.951	2:10.767
70	8.018	2:22.426	117	11.162	2:12.202	12	13.127	2:10.570	11	19.323	2:12.186	11	21.570	2:10.606
12	8.258	2:22.666	12	11.201	2:11.672	117	14.312	2:11.794	74	20.448	2:11.996	74	24.288	2:12.199
11	8.914	2:23.322	11	12.542	2:12.357	11	15.367	2:11.469	117	20.676	2:14.594	117	25.490	2:13.173
74	10.700	2:25.108	74	13.875	2:11.904	74	16.682	2:11.451	722	21.580	2:11.851	722	25.697	2:12.476
66	11.190	2:25.598	722	15.104	2:12.476	722	17.959	2:11.499	26	21.988	2:11.442	26	26.094	2:12.465
722	11.357	2:25.765	26	16.559	2:13.228	26	18.776	2:10.861	7	26.285	2:13.011	7	30.515	2:12.589
26	12.060	2:26.468	66	17.999	2:15.538	7	21.504	2:11.877	12	30.898	2:26.001	12	35.197	2:12.658
7	12.221	2:26.629	7	18.271	2:14.779	30	23.873	2:13.645	66	30.930	2:14.741	66	35.574	2:13.003
30	12.758	2:27.166	30	18.872	2:14.843	66	24.419	2:15.064	30	31.592	2:15.949	30	36.846	2:13.613
9	15.386	2:29.794	9	27.670	2:21.013	58	38.529	2:18.727	58	48.513	2:18.214	58	57.075	2:16.921
58	16.051	2:30.459	58	28.446	2:21.124	9	40.893	2:21.867	9	53.384	2:20.721	10	1 Lap	2:13.515
53	16.825	2:31.233	53	29.077	2:20.981	53	41.243	2:20.810	53	53.689	2:20.676	53	1:05.388	2:20.058
			10	1 Lap	5:10.288	10	1 Lap	2:13.703	10	1 Lap	2:12.981	9	1:06.721	2:21.696

Weather / Track : Sunny / Dry

Oulton Park International
 Circuit Length = 2.6920 miles
 Start: 15:29 Flag 15:50 End: 15:52

BRSCC Race Day - Oulton Park International - 17th June 2017

BRSCC Mazda MX-5 Championship - 2B

RACE 8 - LAP CHART

LAP 6 @ 15:42:01.469			LAP 7 @ 15:44:09.468			LAP 8 @ 15:46:18.025			LAP 9 @ 15:48:26.151			LAP 10 @ 15:50:34.361		
NO	BEHIND	LAP TIME	NO	BEHIND	LAP TIME	NO	BEHIND	LAP TIME	NO	BEHIND	LAP TIME	NO	BEHIND	LAP TIME
94		2:08.155	94		2:07.999	94		2:08.557	94		2:08.126	94		2:08.210
107	0.708	2:08.298	107	0.808	2:08.099	107	0.138	2:07.887	107	0.408	2:08.396	107	0.879	2:08.681
15	11.674	2:09.621	15	13.341	2:09.666	15	13.663	2:08.879	15	14.971	2:09.434	15	16.072	2:09.311
56	12.684	2:09.272	56	13.878	2:09.193	56	14.821	2:09.500	56	15.731	2:09.036	56	16.523	2:09.002
16	20.589	2:10.847	16	24.205	2:11.615	16	26.337	2:10.689	16	28.986	2:10.775	16	31.860	2:11.084
60	21.838	2:11.056	60	25.433	2:11.594	60	27.734	2:10.858	60	30.438	2:10.830	60	34.648	2:12.420
75	23.547	2:11.786	75	26.883	2:11.335	55	29.591	2:11.161	55	32.161	2:10.696	55	36.920	2:12.969
55	23.951	2:12.039	55	26.987	2:11.035	75	30.135	2:11.809	11	36.643	2:12.150	11	39.929	2:11.496
70	24.903	2:12.107	70	27.944	2:11.040	70	30.480	2:11.093	75	37.404	2:15.395	75	40.736	2:11.542
11	25.456	2:12.041	11	28.398	2:10.941	11	32.619	2:12.778	74	39.191	2:11.775	80	43.659	2:12.546
80	28.040	2:15.753	80	31.783	2:11.742	80	35.070	2:11.844	80	39.323	2:12.379	74	43.978	2:12.997
74	28.462	2:12.329	74	32.715	2:12.252	74	35.542	2:11.384	26	40.300	2:11.465	26	44.454	2:12.364
117	30.484	2:13.149	26	34.427	2:11.030	26	36.961	2:11.091	722	42.908	2:12.126	722	46.477	2:11.779
26	31.396	2:13.457	722	35.359	2:11.408	722	38.908	2:12.106	70	47.304	2:24.950	70	50.965	2:11.871
722	31.950	2:14.408	7	39.618	2:12.801	7	44.112	2:13.051	7	48.781	2:12.795	7	53.179	2:12.608
7	34.816	2:12.456	117	43.801	2:21.316	117	47.216	2:11.972	12	52.984	2:13.855	12	56.506	2:11.732
12	41.495	2:14.453	12	43.878	2:10.382	12	47.255	2:11.934	117	53.228	2:14.138	117	56.996	2:11.978
66	42.077	2:14.658	66	46.103	2:12.025	66	50.990	2:13.444	66	55.829	2:12.965	66	1:02.699	2:15.080
30	42.595	2:13.904	30	47.716	2:13.120	30	53.917	2:14.758	30	1:01.905	2:16.114	30	1:08.582	2:14.887
10	1 Lap	2:11.954	10	1 Lap	2:12.933	10	1 Lap	2:12.562	10	1 Lap	2:14.789	10	1 Lap	2:13.180
53	1:15.380	2:18.147	53	1:25.307	2:17.926	53	1:34.184	2:17.434	53	1:45.077	2:19.019	53	1:53.994	2:17.127
9	1:17.763	2:19.197	9	1:28.690	2:18.926	9	1:38.875	2:18.742	9	1:49.049	2:18.300	9	2:00.344	2:19.505
58	1:29.403	2:40.483	58	1:39.260	2:17.856	58	1:48.436	2:17.733	58	1:58.958	2:18.648	58	2:08.836	2:18.088

Weather / Track : Sunny / Dry

Oulton Park International
 Circuit Length = 2.6920 miles
 Start: 15:29 Flag 15:50 End: 15:52

BRSCC Race Day - Oulton Park International - 17th June 2017

BRSCC Mazda MX-5 Championship - 2B

RACE 8 - LAP ANALYSIS

DIFF = Difference To Personal Best Lap

P1 94 Charlie BURGE				
LAP	LAP TIME	DIFF	MPH	TIME OF DAY
1 -	2:14.604	6.605	71.99	15:31:19.548
2 -	2:08.818	0.819	75.23	15:33:28.366
3 -	2:08.359	0.360	75.50	15:35:36.725
4 -	2:08.230	0.231	75.57	15:37:44.955
5 -	2:08.359	0.360	75.50	15:39:53.314
6 -	2:08.155 (3)	0.156	75.62	15:42:01.469
7 -	2:07.999 (1)		75.71	15:44:09.468
8 -	2:08.557	0.558	75.38	15:46:18.025
9 -	2:08.126 (2)	0.127	75.63	15:48:26.151
10 -	2:08.210	0.211	75.58	15:50:34.361

P2 107 Sam BAILEY				
LAP	LAP TIME	DIFF	MPH	TIME OF DAY
1 -	2:14.408	6.521	72.10	15:31:19.352
2 -	2:08.729	0.842	75.28	15:33:28.081
3 -	2:08.763	0.876	75.26	15:35:36.844
4 -	2:08.862	0.975	75.20	15:37:45.706
5 -	2:08.173 (3)	0.286	75.61	15:39:53.879
6 -	2:08.298	0.411	75.53	15:42:02.177
7 -	2:08.099 (2)	0.212	75.65	15:44:10.276
8 -	2:07.887 (1)		75.78	15:46:18.163
9 -	2:08.396	0.509	75.47	15:48:26.559
10 -	2:08.681	0.794	75.31	15:50:35.240

P3 15 John LANGRIDGE				
LAP	LAP TIME	DIFF	MPH	TIME OF DAY
1 -	2:18.554	9.675	69.94	15:31:23.498
2 -	2:09.981	1.102	74.55	15:33:33.479
3 -	2:10.217	1.338	74.42	15:35:43.696
4 -	2:10.414	1.535	74.31	15:37:54.110
5 -	2:09.412 (3)	0.533	74.88	15:40:03.522
6 -	2:09.621	0.742	74.76	15:42:13.143
7 -	2:09.666	0.787	74.74	15:44:22.809
8 -	2:08.879 (1)		75.19	15:46:31.688
9 -	2:09.434	0.555	74.87	15:48:41.122
10 -	2:09.311 (2)	0.432	74.94	15:50:50.433

P4 56 Max NORFOLK				
LAP	LAP TIME	DIFF	MPH	TIME OF DAY
1 -	2:19.065	10.063	69.68	15:31:24.009
2 -	2:10.275	1.273	74.39	15:33:34.284
3 -	2:10.952	1.950	74.00	15:35:45.236
4 -	2:10.143	1.141	74.46	15:37:55.379
5 -	2:09.502	0.500	74.83	15:40:04.881
6 -	2:09.272	0.270	74.96	15:42:14.153
7 -	2:09.193 (3)	0.191	75.01	15:44:23.346
8 -	2:09.500	0.498	74.83	15:46:32.846
9 -	2:09.036 (2)	0.034	75.10	15:48:41.882
10 -	2:09.002 (1)		75.12	15:50:50.884

P5 16 Matt PICKFORD (M)				
LAP	LAP TIME	DIFF	MPH	TIME OF DAY
1 -	2:20.149	9.460	69.14	15:31:25.093
2 -	2:11.002	0.313	73.97	15:33:36.095
3 -	2:11.516	0.827	73.68	15:35:47.611
4 -	2:12.424	1.735	73.18	15:38:00.035
5 -	2:11.176	0.487	73.88	15:40:11.211
6 -	2:10.847 (3)	0.158	74.06	15:42:22.058

DIFF = Difference To Personal Best Lap

7 -	2:11.615	0.926	73.63	15:44:33.673
8 -	2:10.689 (1)		74.15	15:46:44.362
9 -	2:10.775 (2)	0.086	74.10	15:48:55.137
10 -	2:11.084	0.395	73.93	15:51:06.221

P6 60 Nick LE DOYEN				
LAP	LAP TIME	DIFF	MPH	TIME OF DAY
1 -	2:19.332	8.502	69.55	15:31:24.276
2 -	2:11.492	0.662	73.70	15:33:35.768
3 -	2:11.391	0.561	73.75	15:35:47.159
4 -	2:12.365	1.535	73.21	15:37:59.524
5 -	2:12.727	1.897	73.01	15:40:12.251
6 -	2:11.056 (3)	0.226	73.94	15:42:23.307
7 -	2:11.594	0.764	73.64	15:44:34.901
8 -	2:10.858 (2)	0.028	74.05	15:46:45.759
9 -	2:10.830 (1)		74.07	15:48:56.589
10 -	2:12.420	1.590	73.18	15:51:09.009

P7 55 Graham COLBY (M)				
LAP	LAP TIME	DIFF	MPH	TIME OF DAY
1 -	2:20.518	9.822	68.96	15:31:25.462
2 -	2:11.536	0.840	73.67	15:33:36.998
3 -	2:10.891 (2)	0.195	74.04	15:35:47.889
4 -	2:12.898	2.202	72.92	15:38:00.787
5 -	2:12.594	1.898	73.09	15:40:13.381
6 -	2:12.039	1.343	73.39	15:42:25.420
7 -	2:11.035 (3)	0.339	73.95	15:44:36.455
8 -	2:11.161	0.465	73.88	15:46:47.616
9 -	2:10.696 (1)		74.15	15:48:58.312
10 -	2:12.969	2.273	72.88	15:51:11.281

P8 75 Guy CARTER				
LAP	LAP TIME	DIFF	MPH	TIME OF DAY
1 -	2:19.678	8.343	69.38	15:31:24.622
2 -	2:12.192	0.857	73.31	15:33:36.814
3 -	2:11.897	0.562	73.47	15:35:48.711
4 -	2:11.850	0.515	73.50	15:38:00.561
5 -	2:12.669	1.334	73.04	15:40:13.230
6 -	2:11.786 (3)	0.451	73.53	15:42:25.016
7 -	2:11.335 (1)		73.79	15:44:36.351
8 -	2:11.809	0.474	73.52	15:46:48.160
9 -	2:15.395	4.060	71.57	15:49:03.555
10 -	2:11.542 (2)	0.207	73.67	15:51:15.097

P9 80 Anthony HUTCHINS (M)				
LAP	LAP TIME	DIFF	MPH	TIME OF DAY
1 -	2:21.697	10.376	68.39	15:31:26.641
2 -	2:11.321 (1)		73.79	15:33:37.962
3 -	2:11.373 (2)	0.052	73.76	15:35:49.335
4 -	2:11.747	0.426	73.55	15:38:01.082
5 -	2:12.674	1.353	73.04	15:40:13.756
6 -	2:15.753	4.432	71.38	15:42:29.509
7 -	2:11.742 (3)	0.421	73.56	15:44:41.251
8 -	2:11.844	0.523	73.50	15:46:53.095
9 -	2:12.379	1.058	73.20	15:49:05.474
10 -	2:12.546	1.225	73.11	15:51:18.020

P10 74 Clive CHISNALL (M)				
LAP	LAP TIME	DIFF	MPH	TIME OF DAY
1 -	2:25.108	13.724	66.78	15:31:30.052

Weather / Track : Sunny / Dry

Oulton Park International
Circuit Length = 2.6920 miles
Start: 15:29 Flag 15:50 End: 15:52

BRSCC Race Day - Oulton Park International - 17th June 2017

BRSCC Mazda MX-5 Championship - 2B

RACE 8 - LAP ANALYSIS

DIFF = Difference To Personal Best Lap

2 -	2:11.904	0.520	73.47	15:33:41.956
3 -	2:11.451 (2)	0.067	73.72	15:35:53.407
4 -	2:11.996	0.612	73.42	15:38:05.403
5 -	2:12.199	0.815	73.30	15:40:17.602
6 -	2:12.329	0.945	73.23	15:42:29.931
7 -	2:12.252	0.868	73.27	15:44:42.183
8 -	2:11.384 (1)		73.76	15:46:53.567
9 -	2:11.775 (3)	0.391	73.54	15:49:05.342
10 -	2:12.997	1.613	72.86	15:51:18.339

P11 26 Charlie RAWLES

LAP	LAP TIME	DIFF	MPH	TIME OF DAY
1 -	2:26.468	15.607	66.16	15:31:31.412
2 -	2:13.228	2.367	72.74	15:33:44.640
3 -	2:10.861 (1)		74.05	15:35:55.501
4 -	2:11.442	0.581	73.73	15:38:06.943
5 -	2:12.465	1.604	73.16	15:40:19.408
6 -	2:13.457	2.596	72.61	15:42:32.865
7 -	2:11.030 (2)	0.169	73.96	15:44:43.895
8 -	2:11.091 (3)	0.230	73.92	15:46:54.986
9 -	2:11.465	0.604	73.71	15:49:06.451
10 -	2:12.364	1.503	73.21	15:51:18.815

P12 722 Alan HAWKINS (M)

LAP	LAP TIME	DIFF	MPH	TIME OF DAY
1 -	2:25.765	14.357	66.48	15:31:30.709
2 -	2:12.476	1.068	73.15	15:33:43.185
3 -	2:11.499 (2)	0.091	73.69	15:35:54.684
4 -	2:11.851	0.443	73.50	15:38:06.535
5 -	2:12.476	1.068	73.15	15:40:19.011
6 -	2:14.408	3.000	72.10	15:42:33.419
7 -	2:11.408 (1)		73.74	15:44:44.827
8 -	2:12.106	0.698	73.36	15:46:56.933
9 -	2:12.126	0.718	73.34	15:49:09.059
10 -	2:11.779 (3)	0.371	73.54	15:51:20.838

P13 11 Stuart BRITTLE (M)

LAP	LAP TIME	DIFF	MPH	TIME OF DAY
1 -	2:23.322	12.716	67.61	15:31:28.266
2 -	2:12.357	1.751	73.22	15:33:40.623
3 -	2:11.469 (3)	0.863	73.71	15:35:52.092
4 -	2:12.186	1.580	73.31	15:38:04.278
5 -	2:10.606 (1)		74.20	15:40:14.884
6 -	2:12.041	1.435	73.39	15:42:26.925
7 -	2:10.941 (2)	0.335	74.01	15:44:37.866
8 -	2:12.778	2.172	72.98	15:46:50.644
9 -	2:12.150	1.544	73.33	15:49:02.794
10 -	2:11.496	0.890	73.70	15:51:14.290

P14 70 Thomas GRINDALL

LAP	LAP TIME	DIFF	MPH	TIME OF DAY
1 -	2:22.426	11.659	68.04	15:31:27.370
2 -	2:11.109	0.342	73.91	15:33:38.479
3 -	2:11.224	0.457	73.85	15:35:49.703
4 -	2:13.795	3.028	72.43	15:38:03.498
5 -	2:10.767 (1)		74.11	15:40:14.265
6 -	2:12.107	1.340	73.35	15:42:26.372
7 -	2:11.040 (2)	0.273	73.95	15:44:37.412
8 -	2:11.093 (3)	0.326	73.92	15:46:48.505
9 -	2:24.950	14.183	66.85	15:49:13.455
10 -	2:11.871	1.104	73.49	15:51:25.326

DIFF = Difference To Personal Best Lap

P15 7 Adrian BURGE (M)				
LAP	LAP TIME	DIFF	MPH	TIME OF DAY
1 -	2:26.629	14.752	66.09	15:31:31.573
2 -	2:14.779	2.902	71.90	15:33:46.352
3 -	2:11.877 (1)		73.48	15:35:58.229
4 -	2:13.011	1.134	72.86	15:38:11.240
5 -	2:12.589 (3)	0.712	73.09	15:40:23.829
6 -	2:12.456 (2)	0.579	73.16	15:42:36.285
7 -	2:12.801	0.924	72.97	15:44:49.086
8 -	2:13.051	1.174	72.83	15:47:02.137
9 -	2:12.795	0.918	72.97	15:49:14.932
10 -	2:12.608	0.731	73.08	15:51:27.540

P16 12 Paul HUGHES

LAP	LAP TIME	DIFF	MPH	TIME OF DAY
1 -	2:22.666	12.284	67.92	15:31:27.610
2 -	2:11.672 (3)	1.290	73.60	15:33:39.282
3 -	2:10.570 (2)	0.188	74.22	15:35:49.852
4 -	2:26.001	15.619	66.37	15:38:15.853
5 -	2:12.658	2.276	73.05	15:40:28.511
6 -	2:14.453	4.071	72.07	15:42:42.964
7 -	2:10.382 (1)		74.33	15:44:53.346
8 -	2:11.934	1.552	73.45	15:47:05.280
9 -	2:13.855	3.473	72.40	15:49:19.135
10 -	2:11.732	1.350	73.56	15:51:30.867

P17 117 Michael CLOSE

LAP	LAP TIME	DIFF	MPH	TIME OF DAY
1 -	2:22.097	10.303	68.20	15:31:27.041
2 -	2:12.202	0.408	73.30	15:33:39.243
3 -	2:11.794 (1)		73.53	15:35:51.037
4 -	2:14.594	2.800	72.00	15:38:05.631
5 -	2:13.173	1.379	72.77	15:40:18.804
6 -	2:13.149	1.355	72.78	15:42:31.953
7 -	2:21.316	9.522	68.57	15:44:53.269
8 -	2:11.972 (2)	0.178	73.43	15:47:05.241
9 -	2:14.138	2.344	72.24	15:49:19.379
10 -	2:11.978 (3)	0.184	73.43	15:51:31.357

P18 66 Nick RILEY (M)

LAP	LAP TIME	DIFF	MPH	TIME OF DAY
1 -	2:25.598	13.573	66.56	15:31:30.542
2 -	2:15.538	3.513	71.50	15:33:46.080
3 -	2:15.064	3.039	71.75	15:36:01.144
4 -	2:14.741	2.716	71.92	15:38:15.885
5 -	2:13.003 (3)	0.978	72.86	15:40:28.888
6 -	2:14.658	2.633	71.96	15:42:43.546
7 -	2:12.025 (1)		73.40	15:44:55.571
8 -	2:13.444	1.419	72.62	15:47:09.015
9 -	2:12.965 (2)	0.940	72.88	15:49:21.980
10 -	2:15.080	3.055	71.74	15:51:37.060

P19 30 Bryn GRIFFITHS (M)

LAP	LAP TIME	DIFF	MPH	TIME OF DAY
1 -	2:27.166	14.046	65.85	15:31:32.110
2 -	2:14.843	1.723	71.87	15:33:46.953
3 -	2:13.645 (3)	0.525	72.51	15:36:00.598
4 -	2:15.949	2.829	71.28	15:38:16.547
5 -	2:13.613 (2)	0.493	72.53	15:40:30.160

Weather / Track : Sunny / Dry

Oulton Park International
Circuit Length = 2.6920 miles
Start: 15:29 Flag 15:50 End: 15:52

BRSCC Race Day - Oulton Park International - 17th June 2017

BRSCC Mazda MX-5 Championship - 2B

RACE 8 - LAP ANALYSIS

DIFF = Difference To Personal Best Lap

6 -	2:13.904	0.784	72.37	15:42:44.064
7 -	2:13.120 (1)		72.80	15:44:57.184
8 -	2:14.758	1.638	71.91	15:47:11.942
9 -	2:16.114	2.994	71.19	15:49:28.056
10 -	2:14.887	1.767	71.84	15:51:42.943

P20 53 Jonathan FIELDSEND (M)

LAP	LAP TIME	DIFF	MPH	TIME OF DAY
1 -	2:31.233	14.106	64.08	15:31:36.177
2 -	2:20.981	3.854	68.74	15:33:57.158
3 -	2:20.810	3.683	68.82	15:36:17.968
4 -	2:20.676	3.549	68.89	15:38:38.644
5 -	2:20.058	2.931	69.19	15:40:58.702
6 -	2:18.147	1.020	70.15	15:43:16.849
7 -	2:17.926 (3)	0.799	70.26	15:45:34.775
8 -	2:17.434 (2)	0.307	70.51	15:47:52.209
9 -	2:19.019	1.892	69.71	15:50:11.228
10 -	2:17.127 (1)		70.67	15:52:28.355

P21 9 James LOVE

LAP	LAP TIME	DIFF	MPH	TIME OF DAY
1 -	2:29.794	11.494	64.69	15:31:34.738
2 -	2:21.013	2.713	68.72	15:33:55.751
3 -	2:21.867	3.567	68.31	15:36:17.618
4 -	2:20.721	2.421	68.86	15:38:38.339
5 -	2:21.696	3.396	68.39	15:41:00.035
6 -	2:19.197	0.897	69.62	15:43:19.232
7 -	2:18.926 (3)	0.626	69.75	15:45:38.158
8 -	2:18.742 (2)	0.442	69.85	15:47:56.900
9 -	2:18.300 (1)		70.07	15:50:15.200
10 -	2:19.505	1.205	69.46	15:52:34.705

P22 58 Dale WHITEMAN (M)

LAP	LAP TIME	DIFF	MPH	TIME OF DAY
1 -	2:30.459	13.538	64.41	15:31:35.403
2 -	2:21.124	4.203	68.67	15:33:56.527
3 -	2:18.727	1.806	69.85	15:36:15.254
4 -	2:18.214	1.293	70.11	15:38:33.468
5 -	2:16.921 (1)		70.78	15:40:50.389
6 -	2:40.483	23.562	60.38	15:43:30.872
7 -	2:17.856 (3)	0.935	70.30	15:45:48.728
8 -	2:17.733 (2)	0.812	70.36	15:48:06.461
9 -	2:18.648	1.727	69.89	15:50:25.109
10 -	2:18.088	1.167	70.18	15:52:43.197


P23 10 Teddy CLARK

LAP	LAP TIME	DIFF	MPH	TIME OF DAY
1 -	5:10.288	2:58.334	31.23	15:34:15.232
2 -	2:13.703	1.749	72.48	15:36:28.935
3 -	2:12.981	1.027	72.87	15:38:41.916
4 -	2:13.515	1.561	72.58	15:40:55.431
5 -	2:11.954 (1)		73.44	15:43:07.385
6 -	2:12.933 (3)	0.979	72.90	15:45:20.318
7 -	2:12.562 (2)	0.608	73.10	15:47:32.880
8 -	2:14.789	2.835	71.89	15:49:47.669
9 -	2:13.180	1.226	72.76	15:52:00.849

Weather / Track : Sunny / Dry

BRSCC Mazda MX-5 Championship - 3A

RACE 11 - GRID (20 minutes)

ROW 12	23	56 Max NORFOLK	24	16 Matt PICKFORD (M)
ROW 11	21	107 Sam BAILEY	22	15 John LANGRIDGE
ROW 10	19	77 Stephen FODEN	20	94 Charlie BURGE
ROW 9	17	40 Ben HANCY	18	101 Simon WOODS (M)
ROW 8	15	5 Richard COLLINS (M)	16	68 Paul TUCKER (M)
ROW 7	13	99 Patrick COLLINS (M)	14	41 Kevin BRENT (M)
ROW 6	11	20 Paul MAGUIRE	12	88 Stuart SYMONDS
ROW 5	9	18 Clive POWLES (M)	10	8 Michael FISK
ROW 4	7	36 Samuel SMITH	8	83 Brian TROTT
ROW 3	5	43 Will BLACKWELL-CHAMBERS	6	23 Martin TOLLEY (M)
ROW 2	3	63 Oliver ALLWOOD	4	175 Patrick LAY
ROW 1	1	37 James HARRIS	2	72 Joshua JACKSON
Pole				
				

Oulton Park International
Circuit Length = 2.6920 miles

These results are provisional until the conclusion of any judicial and technical matters.

Clerk Of Course :	Timekeeper :

BRSCC Race Day - Oulton Park International - 17th June 2017



BRSCC Mazda MX-5 Championship - 3B

RACE 12 - GRID (20 minutes)

ROW 12	23	10	Teddy CLARK				
ROW 11	21	9	James LOVE	22	58	Dale WHITEMAN (M)	
ROW 10		19	30	Bryn GRIFFITHS (M)	20	53	Jonathan FIELDSSEND (M)
ROW 9	17	117	Michael CLOSE	18	66	Nick RILEY (M)	
ROW 8		15	7	Adrian BURGE (M)	16	12	Paul HUGHES
ROW 7	13	11	Stuart BRITTLE (M)	14	70	Thomas GRINDALL	
ROW 6		11	26	Charlie RAWLES	12	722	Alan HAWKINS (M)
ROW 5	9	80	Anthony HUTCHINS (M)	10	74	Clive CHISNALL (M)	
ROW 4		7	55	Graham COLBY (M)	8	75	Guy CARTER
ROW 3	5	67	Simon ORANGE (M)	6	60	Nick LE DOYEN	
ROW 2		3	19	Oliver ROBINSON (M)	4	34	Callum WARNER
ROW 1	1	777	Courtney MILNES	2	261	Jack RAWLES	
Pole							

Oulton Park International
Circuit Length = 2.6920 miles

These results are provisional until the conclusion of any judicial and technical matters.

Clerk Of Course :		Timekeeper :	
-------------------	--	--------------	--

BRSCC Race Day - Oulton Park International - 17th June 2017



BRSCC Mazda MX-5 Championship - 3A

RACE 11 - CLASSIFICATION

POS	NO	NAME	ENTRY	LAPS	TIME	GAP	DIFF	MPH	BEST	ON
1	37	James HARRIS	Mazda MX-5	10	21:15.596			75.97	2:06.663	5
2	63	Oliver ALLWOOD	Mazda MX-5	10	21:18.251	2.655	2.655	75.81	2:06.852	9
3	72	Joshua JACKSON	Mazda MX-5	10	21:18.341	2.745	0.090	75.81	2:06.673	6
4	43	Will BLACKWELL-CHAMBERS	Mazda MX-5	10	21:18.936	3.340	0.595	75.77	2:06.473	9
5	175	Patrick LAY	Mazda MX-5	10	21:29.035	13.439	10.099	75.18	2:07.784	8
6	88	Stuart SYMONDS	Mazda MX-5	10	21:35.307	19.711	6.272	74.81	2:08.168	7
7	83*	Brian TROTT	Mazda MX-5	10	21:40.043	24.447	4.736	74.54	2:07.731	10
8	23	Martin TOLLEY (M)	Mazda MX-5	10	21:41.111	25.515	1.068	74.48	2:08.547	2
9	94	Charlie BURGE	Mazda MX-5	10	21:41.253	25.657	0.142	74.47	2:07.853	3
10	99	Patrick COLLINS (M)	Mazda MX-5	10	21:41.868	26.272	0.615	74.44	2:08.594	9
11	8	Michael FISK	Mazda MX-5	10	21:42.120	26.524	0.252	74.42	2:08.768	9
12	15	John LANGRIDGE	Mazda MX-5	10	21:48.198	32.602	6.078	74.08	2:07.697	7
13	5	Richard COLLINS (M)	Mazda MX-5	10	21:51.065	35.469	2.867	73.91	2:09.628	4
14	107	Sam BAILEY	Mazda MX-5	10	21:51.375	35.779	0.310	73.90	2:07.450	7
15	101	Simon WOODS (M)	Mazda MX-5	10	21:51.728	36.132	0.353	73.88	2:09.042	9
16	41	Kevin BRENT (M)	Mazda MX-5	10	21:52.399	36.803	0.671	73.84	2:09.003	8
17	18	Clive POWLES (M)	Mazda MX-5	10	21:52.530	36.934	0.131	73.83	2:08.137	5
18	77	Stephen FODEN	Mazda MX-5	10	21:52.655	37.059	0.125	73.82	2:08.848	7
19	20	Paul MAGUIRE	Mazda MX-5	10	21:53.506	37.910	0.851	73.78	2:08.394	5
20	68	Paul TUCKER (M)	Mazda MX-5	10	22:02.329	46.733	8.823	73.28	2:07.939	5
21	40	Ben HANCY	Mazda MX-5	10	22:03.896	48.300	1.567	73.20	2:10.311	5
22	16	Matt PICKFORD (M)	Mazda MX-5	10	22:26.468	1:10.872	22.572	71.97	2:12.081	5
23	56	Max NORFOLK	Mazda MX-5	10	22:26.746	1:11.150	0.278	71.96	2:09.134	10

NOT CLASSIFIED

DNF	36	Samuel SMITH	Mazda MX-5	6	13:12.158	4 Laps	4 Laps	73.40	2:07.865	2
-----	----	--------------	------------	---	-----------	--------	--------	-------	----------	---

FASTEST LAP

	43	Will BLACKWELL-CHAMBERS	Mazda MX-5	9	2:06.473			76.62 mph	123.31 kph	
--	----	-------------------------	------------	---	----------	--	--	-----------	------------	--

Car 83 - 10 seconds penalty - False Start

Weather / Track : Sunny / Dry

These results are provisional until the conclusion of any judicial and technical matters.

Oulton Park International

Circuit Length = 2.6920 miles

Start: 16:57 Flag 17:18 End: 17:20

Clerk Of Course :	Timekeeper :
-------------------	--------------

BRSCC Race Day - Oulton Park International - 17th June 2017

BRSCC Mazda MX-5 Championship - 3A

RACE 11 - LAP CHART

LAP 1 @ 16:59:28.944			LAP 2 @ 17:01:35.956			LAP 3 @ 17:03:42.761			LAP 4 @ 17:05:49.915			LAP 5 @ 17:07:56.578		
NO	BEHIND	LAP TIME	NO	BEHIND	LAP TIME	NO	BEHIND	LAP TIME	NO	BEHIND	LAP TIME	NO	BEHIND	LAP TIME
37		2:12.912	37		2:07.012	37		2:06.805	37		2:07.154	37		2:06.663
72	0.480	2:13.392	72	0.244	2:06.776	72	0.377	2:06.938	72	0.281	2:07.058	72	0.716	2:07.098
63	0.907	2:13.819	63	0.998	2:07.103	63	1.325	2:07.132	63	1.251	2:07.080	63	1.817	2:07.229
43	2.366	2:15.278	43	2.723	2:07.369	43	3.195	2:07.277	43	3.173	2:07.132	43	3.485	2:06.975
175	2.486	2:15.398	175	3.281	2:07.807	175	4.454	2:07.978	175	5.690	2:08.390	175	7.675	2:08.648
23	2.858	2:15.770	23	4.393	2:08.547	83	7.793	2:09.159	83	8.804	2:08.165	83	9.994	2:07.853
18	3.327	2:16.239	18	4.614	2:08.299	23	7.852	2:10.264	18	9.721	2:08.962	18	11.195	2:08.137
83	3.870	2:16.782	36	5.110	2:07.865	36	7.854	2:09.549	36	9.874	2:09.174	88	11.862	2:08.247
8	4.149	2:17.061	83	5.439	2:08.581	18	7.913	2:10.104	88	10.278	2:08.915	36	12.049	2:08.838
36	4.257	2:17.169	8	6.088	2:08.951	8	8.119	2:08.836	23	10.622	2:09.924	68	12.200	2:07.939
88	4.465	2:17.377	88	7.128	2:09.675	88	8.517	2:08.194	68	10.924	2:08.249	23	13.409	2:09.450
99	5.053	2:17.965	99	7.863	2:09.822	68	9.829	2:08.381	8	11.505	2:10.540	8	13.644	2:08.802
68	5.754	2:18.666	68	8.253	2:09.511	99	10.355	2:09.297	99	12.323	2:09.122	99	15.040	2:09.380
5	6.817	2:19.729	5	9.578	2:09.773	5	12.634	2:09.861	5	15.108	2:09.628	94	17.396	2:08.521
101	7.679	2:20.591	101	10.814	2:10.147	101	13.616	2:09.607	94	15.538	2:08.357	5	18.526	2:10.081
40	9.308	2:22.220	94	13.287	2:10.492	94	14.335	2:07.853	101	15.697	2:09.235	101	18.953	2:09.919
41	9.392	2:22.304	41	13.914	2:11.534	41	16.914	2:09.805	41	20.295	2:10.535	107	23.399	2:09.530
56	9.585	2:22.497	15	14.108	2:11.138	107	17.100	2:09.340	107	20.532	2:10.586	15	23.505	2:08.994
94	9.807	2:22.719	107	14.565	2:11.431	15	19.909	2:12.606	15	21.174	2:08.419	41	23.970	2:10.338
15	9.982	2:22.894	56	14.842	2:12.269	40	20.657	2:11.897	77	22.963	2:09.376	77	25.358	2:09.058
107	10.146	2:23.058	40	15.565	2:13.269	77	20.741	2:10.807	20	24.432	2:10.651	20	26.163	2:08.394
16	10.918	2:23.830	16	16.013	2:12.107	20	20.935	2:11.200	40	24.946	2:11.443	40	28.594	2:10.311
77	11.188	2:24.100	20	16.540	2:10.428	56	26.570	2:18.533	16	38.442	2:14.039	16	43.860	2:12.081
20	13.124	2:26.036	77	16.739	2:12.563	16	31.557	2:22.349	56	47.722	2:28.306	56	52.222	2:11.163

Weather / Track : Sunny / Dry

BRSCC Race Day - Oulton Park International - 17th June 2017

BRSCC Mazda MX-5 Championship - 3A

RACE 11 - LAP CHART

LAP 6 @ 17:10:03.390			LAP 7 @ 17:12:10.171			LAP 8 @ 17:14:17.152			LAP 9 @ 17:16:24.592			LAP 10 @ 17:18:31.628		
NO	BEHIND	LAP TIME	NO	BEHIND	LAP TIME	NO	BEHIND	LAP TIME	NO	BEHIND	LAP TIME	NO	BEHIND	LAP TIME
37		2:06.812	37		2:06.781	37		2:06.981	37		2:07.440	37		2:07.036
72	0.577	2:06.673	72	1.021	2:07.225	72	1.290	2:07.250	72	1.619	2:07.769	63	2.655	2:07.780
63	2.108	2:07.103	63	2.575	2:07.248	63	2.499	2:06.905	63	1.911	2:06.852	72	2.745	2:08.162
43	3.506	2:06.833	43	3.910	2:07.185	43	3.687	2:06.758	43	2.720	2:06.473	43	3.340	2:07.656
175	9.422	2:08.559	175	11.046	2:08.405	175	11.849	2:07.784	175	12.225	2:07.816	175	13.439	2:08.250
83	11.189	2:08.007	83	12.519	2:08.111	83	13.444	2:07.906	83	13.752	2:07.748	83	14.447	2:07.731
88	14.279	2:09.229	88	15.666	2:08.168	88	16.901	2:08.216	88	18.452	2:08.991	88	19.711	2:08.295
23	16.506	2:09.909	23	19.390	2:09.665	23	21.439	2:09.030	23	22.853	2:08.854	23	25.515	2:09.698
68	16.735	2:11.347	68	19.525	2:09.571	68	21.913	2:09.369	94	23.039	2:08.489	94	25.657	2:09.654
8	17.211	2:10.379	99	19.842	2:08.891	94	21.990	2:08.820	99	23.779	2:08.594	99	26.272	2:09.529
99	17.732	2:09.504	94	20.151	2:08.416	99	22.625	2:09.764	8	24.213	2:08.768	8	26.524	2:09.347
94	18.516	2:07.932	8	20.425	2:09.995	8	22.885	2:09.441	15	31.002	2:09.928	15	32.602	2:08.636
5	21.487	2:09.773	5	25.413	2:10.707	5	28.227	2:09.795	5	31.738	2:10.951	5	35.469	2:10.767
101	21.902	2:09.761	101	25.756	2:10.635	15	28.514	2:09.217	107	31.849	2:09.428	107	35.779	2:10.966
36	24.800	2:19.563 P	15	26.278	2:07.697	107	29.861	2:10.314	101	32.030	2:09.042	101	36.132	2:11.138
15	25.362	2:08.669	107	26.528	2:07.450	101	30.428	2:11.653	18	33.605	2:09.646	41	36.803	2:09.624
107	25.859	2:09.272	41	29.203	2:09.237	41	31.225	2:09.003	41	34.215	2:10.430	18	36.934	2:10.365
41	26.747	2:09.589	18	29.450	2:09.328	18	31.399	2:08.930	77	34.487	2:10.313	77	37.059	2:09.608
18	26.903	2:22.520	77	29.485	2:08.848	77	31.614	2:09.110	20	35.401	2:10.298	20	37.910	2:09.545
77	27.418	2:08.872	20	29.941	2:08.438	20	32.543	2:09.583	68	44.302	2:29.829	68	46.733	2:09.467
20	28.284	2:08.933	40	37.330	2:11.002	40	41.869	2:11.520	40	44.933	2:10.504	40	48.300	2:10.403
40	33.109	2:11.327	16	54.639	2:12.117	16	1:00.443	2:12.785	16	1:05.252	2:12.249	16	1:10.872	2:12.656
16	49.303	2:12.255	56	1:03.279	2:14.448	56	1:06.426	2:10.128	56	1:09.052	2:10.066	56	1:11.150	2:09.134
56	55.612	2:10.202												

BRSCC Race Day - Oulton Park International - 17th June 2017

BRSCC Mazda MX-5 Championship - 3A

RACE 11 - LAP ANALYSIS

DIFF = Difference To Personal Best Lap

P1 37 James HARRIS				
LAP	LAP TIME	DIFF	MPH	TIME OF DAY
1 -	2:12.912	6.249	72.91	16:59:28.944
2 -	2:07.012	0.349	76.30	17:01:35.956
3 -	2:06.805 (3)	0.142	76.42	17:03:42.761
4 -	2:07.154	0.491	76.21	17:05:49.915
5 -	2:06.663 (1)		76.51	17:07:56.578
6 -	2:06.812	0.149	76.42	17:10:03.390
7 -	2:06.781 (2)	0.118	76.44	17:12:10.171
8 -	2:06.981	0.318	76.32	17:14:17.152
9 -	2:07.440	0.777	76.04	17:16:24.592
10 -	2:07.036	0.373	76.28	17:18:31.628

P2 63 Oliver ALLWOOD				
LAP	LAP TIME	DIFF	MPH	TIME OF DAY
1 -	2:13.819	6.967	72.42	16:59:29.851
2 -	2:07.103	0.251	76.24	17:01:36.954
3 -	2:07.132	0.280	76.23	17:03:44.086
4 -	2:07.080 (3)	0.228	76.26	17:05:51.166
5 -	2:07.229	0.377	76.17	17:07:58.395
6 -	2:07.103	0.251	76.24	17:10:05.498
7 -	2:07.248	0.396	76.16	17:12:12.746
8 -	2:06.905 (2)	0.053	76.36	17:14:19.651
9 -	2:06.852 (1)		76.39	17:16:26.503
10 -	2:07.780	0.928	75.84	17:18:34.283

P3 72 Joshua JACKSON				
LAP	LAP TIME	DIFF	MPH	TIME OF DAY
1 -	2:13.392	6.719	72.65	16:59:29.424
2 -	2:06.776 (2)	0.103	76.44	17:01:36.200
3 -	2:06.938 (3)	0.265	76.34	17:03:43.138
4 -	2:07.058	0.385	76.27	17:05:50.196
5 -	2:07.098	0.425	76.25	17:07:57.294
6 -	2:06.673 (1)		76.50	17:10:03.967
7 -	2:07.225	0.552	76.17	17:12:11.192
8 -	2:07.250	0.577	76.15	17:14:18.442
9 -	2:07.769	1.096	75.85	17:16:26.211
10 -	2:08.162	1.489	75.61	17:18:34.373

P4 43 Will BLACKWELL-CHAMBERS				
LAP	LAP TIME	DIFF	MPH	TIME OF DAY
1 -	2:15.278	8.805	71.63	16:59:31.310
2 -	2:07.369	0.896	76.08	17:01:38.679
3 -	2:07.277	0.804	76.14	17:03:45.956
4 -	2:07.132	0.659	76.23	17:05:53.088
5 -	2:06.975	0.502	76.32	17:08:00.063
6 -	2:06.833 (3)	0.360	76.40	17:10:06.896
7 -	2:07.185	0.712	76.19	17:12:14.081
8 -	2:06.758 (2)	0.285	76.45	17:14:20.839
9 -	2:06.473 (1)		76.62	17:16:27.312
10 -	2:07.656	1.183	75.91	17:18:34.968

P5 175 Patrick LAY				
LAP	LAP TIME	DIFF	MPH	TIME OF DAY
1 -	2:15.398	7.614	71.57	16:59:31.430
2 -	2:07.807 (2)	0.023	75.82	17:01:39.237
3 -	2:07.978	0.194	75.72	17:03:47.215
4 -	2:08.390	0.606	75.48	17:05:55.605
5 -	2:08.648	0.864	75.33	17:08:04.253
6 -	2:08.559	0.775	75.38	17:10:12.812

DIFF = Difference To Personal Best Lap

7 -	2:08.405	0.621	75.47	17:12:21.217
8 -	2:07.784 (1)		75.84	17:14:29.001
9 -	2:07.816 (3)	0.032	75.82	17:16:36.817
10 -	2:08.250	0.466	75.56	17:18:45.067

P6 88 Stuart SYMONDS				
LAP	LAP TIME	DIFF	MPH	TIME OF DAY
1 -	2:17.377	9.209	70.54	16:59:33.409
2 -	2:09.675	1.507	74.73	17:01:43.084
3 -	2:08.194 (2)	0.026	75.59	17:03:51.278
4 -	2:08.915	0.747	75.17	17:06:00.193
5 -	2:08.247	0.079	75.56	17:08:08.440
6 -	2:09.229	1.061	74.99	17:10:17.669
7 -	2:08.168 (1)		75.61	17:12:25.837
8 -	2:08.216 (3)	0.048	75.58	17:14:34.053
9 -	2:08.991	0.823	75.13	17:16:43.044
10 -	2:08.295	0.127	75.53	17:18:51.339

P7 83 Brian TROTT				
LAP	LAP TIME	DIFF	MPH	TIME OF DAY
1 -	2:16.782	9.051	70.85	16:59:32.814
2 -	2:08.581	0.850	75.37	17:01:41.395
3 -	2:09.159	1.428	75.03	17:03:50.554
4 -	2:08.165	0.434	75.61	17:05:58.719
5 -	2:07.853 (3)	0.122	75.80	17:08:06.572
6 -	2:08.007	0.276	75.70	17:10:14.579
7 -	2:08.111	0.380	75.64	17:12:22.690
8 -	2:07.906	0.175	75.76	17:14:30.596
9 -	2:07.748 (2)	0.017	75.86	17:16:38.344
10 -	2:07.731 (1)		75.87	17:18:46.075

P8 23 Martin TOLLEY (M)				
LAP	LAP TIME	DIFF	MPH	TIME OF DAY
1 -	2:15.770	7.223	71.38	16:59:31.802
2 -	2:08.547 (1)		75.39	17:01:40.349
3 -	2:10.264	1.717	74.39	17:03:50.613
4 -	2:09.924	1.377	74.59	17:06:00.537
5 -	2:09.450	0.903	74.86	17:08:09.987
6 -	2:09.909	1.362	74.60	17:10:19.896
7 -	2:09.665	1.118	74.74	17:12:29.561
8 -	2:09.030 (3)	0.483	75.10	17:14:38.591
9 -	2:08.854 (2)	0.307	75.21	17:16:47.445
10 -	2:09.698	1.151	74.72	17:18:57.143

P9 94 Charlie BURGE				
LAP	LAP TIME	DIFF	MPH	TIME OF DAY
1 -	2:22.719	14.866	67.90	16:59:38.751
2 -	2:10.492	2.639	74.26	17:01:49.243
3 -	2:07.853 (1)		75.80	17:03:57.096
4 -	2:08.357 (3)	0.504	75.50	17:06:05.453
5 -	2:08.521	0.668	75.40	17:08:13.974
6 -	2:07.932 (2)	0.079	75.75	17:10:21.906
7 -	2:08.416	0.563	75.46	17:12:30.322
8 -	2:08.820	0.967	75.23	17:14:39.142
9 -	2:08.489	0.636	75.42	17:16:47.631
10 -	2:09.654	1.801	74.74	17:18:57.285

P10 99 Patrick COLLINS (M)				
LAP	LAP TIME	DIFF	MPH	TIME OF DAY
1 -	2:17.965	9.371	70.24	16:59:33.997

Weather / Track : Sunny / Dry

Oulton Park International
Circuit Length = 2.6920 miles
Start: 16:57 Flag 17:18 End: 17:20

BRSCC Race Day - Oulton Park International - 17th June 2017

BRSCC Mazda MX-5 Championship - 3A

RACE 11 - LAP ANALYSIS

DIFF = Difference To Personal Best Lap

2 -	2:09.822	1.228	74.65	17:01:43.819
3 -	2:09.297	0.703	74.95	17:03:53.116
4 -	2:09.122 (3)	0.528	75.05	17:06:02.238
5 -	2:09.380	0.786	74.90	17:08:11.618
6 -	2:09.504	0.910	74.83	17:10:21.122
7 -	2:08.891 (2)	0.297	75.18	17:12:30.013
8 -	2:09.764	1.170	74.68	17:14:39.777
9 -	2:08.594 (1)		75.36	17:16:48.371
10 -	2:09.529	0.935	74.81	17:18:57.900

P11 8 Michael FISK

LAP	LAP TIME	DIFF	MPH	TIME OF DAY
1 -	2:17.061	8.293	70.70	16:59:33.093
2 -	2:08.951	0.183	75.15	17:01:42.044
3 -	2:08.836 (3)	0.068	75.22	17:03:50.880
4 -	2:10.540	1.772	74.24	17:06:01.420
5 -	2:08.802 (2)	0.034	75.24	17:08:10.222
6 -	2:10.379	1.611	74.33	17:10:20.601
7 -	2:09.995	1.227	74.55	17:12:30.596
8 -	2:09.441	0.673	74.87	17:14:40.037
9 -	2:08.768 (1)		75.26	17:16:48.805
10 -	2:09.347	0.579	74.92	17:18:58.152

P12 15 John LANGRIDGE

LAP	LAP TIME	DIFF	MPH	TIME OF DAY
1 -	2:22.894	15.197	67.82	16:59:38.926
2 -	2:11.138	3.441	73.90	17:01:50.064
3 -	2:12.606	4.909	73.08	17:04:02.670
4 -	2:08.419 (2)	0.722	75.46	17:06:11.089
5 -	2:08.994	1.297	75.12	17:08:20.083
6 -	2:08.669	0.972	75.31	17:10:28.752
7 -	2:07.697 (1)		75.89	17:12:36.449
8 -	2:09.217	1.520	75.00	17:14:45.666
9 -	2:09.928	2.231	74.58	17:16:55.594
10 -	2:08.636 (3)	0.939	75.33	17:19:04.230

P13 5 Richard COLLINS (M)

LAP	LAP TIME	DIFF	MPH	TIME OF DAY
1 -	2:19.729	10.101	69.35	16:59:35.761
2 -	2:09.773 (2)	0.145	74.67	17:01:45.534
3 -	2:09.861	0.233	74.62	17:03:55.395
4 -	2:09.628 (1)		74.76	17:06:05.023
5 -	2:10.081	0.453	74.50	17:08:15.104
6 -	2:09.773 (2)	0.145	74.67	17:10:24.877
7 -	2:10.707	1.079	74.14	17:12:35.584
8 -	2:09.795	0.167	74.66	17:14:45.379
9 -	2:10.951	1.323	74.00	17:16:56.330
10 -	2:10.767	1.139	74.11	17:19:07.097

P14 107 Sam BAILEY

LAP	LAP TIME	DIFF	MPH	TIME OF DAY
1 -	2:23.058	15.608	67.74	16:59:39.090
2 -	2:11.431	3.981	73.73	17:01:50.521
3 -	2:09.340 (3)	1.890	74.92	17:03:59.861
4 -	2:10.586	3.136	74.21	17:06:10.447
5 -	2:09.530	2.080	74.81	17:08:19.977
6 -	2:09.272 (2)	1.822	74.96	17:10:29.249
7 -	2:07.450 (1)		76.04	17:12:36.699
8 -	2:10.314	2.864	74.36	17:14:47.013
9 -	2:09.428	1.978	74.87	17:16:56.441
10 -	2:10.966	3.516	73.99	17:19:07.407

DIFF = Difference To Personal Best Lap

P15 101 Simon WOODS (M)				
LAP	LAP TIME	DIFF	MPH	TIME OF DAY
1 -	2:20.591	11.549	68.93	16:59:36.623
2 -	2:10.147	1.105	74.46	17:01:46.770
3 -	2:09.607 (3)	0.565	74.77	17:03:56.377
4 -	2:09.235 (2)	0.193	74.98	17:06:05.612
5 -	2:09.919	0.877	74.59	17:08:15.531
6 -	2:09.761	0.719	74.68	17:10:25.292
7 -	2:10.635	1.593	74.18	17:12:35.927
8 -	2:11.653	2.611	73.61	17:14:47.580
9 -	2:09.042 (1)		75.10	17:16:56.622
10 -	2:11.138	2.096	73.90	17:19:07.760

P16 41 Kevin BRENT (M)

LAP	LAP TIME	DIFF	MPH	TIME OF DAY
1 -	2:22.304	13.301	68.10	16:59:38.336
2 -	2:11.534	2.531	73.67	17:01:49.870
3 -	2:09.805	0.802	74.66	17:03:59.675
4 -	2:10.535	1.532	74.24	17:06:10.210
5 -	2:10.338	1.335	74.35	17:08:20.548
6 -	2:09.589 (3)	0.586	74.78	17:10:30.137
7 -	2:09.237 (2)	0.234	74.98	17:12:39.374
8 -	2:09.003 (1)		75.12	17:14:48.377
9 -	2:10.430	1.427	74.30	17:16:58.807
10 -	2:09.624	0.621	74.76	17:19:08.431

P17 18 Clive POWLES (M)

LAP	LAP TIME	DIFF	MPH	TIME OF DAY
1 -	2:16.239	8.102	71.13	16:59:32.271
2 -	2:08.299 (2)	0.162	75.53	17:01:40.570
3 -	2:10.104	1.967	74.48	17:03:50.674
4 -	2:08.962	0.825	75.14	17:05:59.636
5 -	2:08.137 (1)		75.63	17:08:07.773
6 -	2:22.520	14.383	67.99	17:10:30.293
7 -	2:09.328	1.191	74.93	17:12:39.621
8 -	2:08.930 (3)	0.793	75.16	17:14:48.551
9 -	2:09.646	1.509	74.75	17:16:58.197
10 -	2:10.365	2.228	74.33	17:19:08.562

P18 77 Stephen FODEN

LAP	LAP TIME	DIFF	MPH	TIME OF DAY
1 -	2:24.100	15.252	67.25	16:59:40.132
2 -	2:12.563	3.715	73.10	17:01:52.695
3 -	2:10.807	1.959	74.08	17:04:03.502
4 -	2:09.376	0.528	74.90	17:06:12.878
5 -	2:09.058 (3)	0.210	75.09	17:08:21.936
6 -	2:08.872 (2)	0.024	75.20	17:10:30.808
7 -	2:08.848 (1)		75.21	17:12:39.656
8 -	2:09.110	0.262	75.06	17:14:48.766
9 -	2:10.313	1.465	74.36	17:16:59.079
10 -	2:09.608	0.760	74.77	17:19:08.687

P19 20 Paul MAGUIRE

LAP	LAP TIME	DIFF	MPH	TIME OF DAY
1 -	2:26.036	17.642	66.36	16:59:42.068
2 -	2:10.428	2.034	74.30	17:01:52.496
3 -	2:11.200	2.806	73.86	17:04:03.696
4 -	2:10.651	2.257	74.17	17:06:14.347
5 -	2:08.394 (1)		75.48	17:08:22.741

Weather / Track : Sunny / Dry

Oulton Park International
Circuit Length = 2.6920 miles
Start: 16:57 Flag 17:18 End: 17:20

BRSCC Race Day - Oulton Park International - 17th June 2017

BRSCC Mazda MX-5 Championship - 3A

RACE 11 - LAP ANALYSIS

DIFF = Difference To Personal Best Lap

6 -	2:08.933 (3)	0.539	75.16	17:10:31.674
7 -	2:08.438 (2)	0.044	75.45	17:12:40.112
8 -	2:09.583	1.189	74.78	17:14:49.695
9 -	2:10.298	1.904	74.37	17:16:59.993
10 -	2:09.545	1.151	74.81	17:19:09.538

P20 68 Paul TUCKER (M)

LAP	LAP TIME	DIFF	MPH	TIME OF DAY
1 -	2:18.666	10.727	69.88	16:59:34.698
2 -	2:09.511	1.572	74.82	17:01:44.209
3 -	2:08.381 (3)	0.442	75.48	17:03:52.590
4 -	2:08.249 (2)	0.310	75.56	17:06:00.839
5 -	2:07.939 (1)		75.74	17:08:08.778
6 -	2:11.347	3.408	73.78	17:10:20.125
7 -	2:09.571	1.632	74.79	17:12:29.696
8 -	2:09.369	1.430	74.91	17:14:39.065
9 -	2:29.829	21.890	64.68	17:17:08.894
10 -	2:09.467	1.528	74.85	17:19:18.361

P21 40 Ben HANCY

LAP	LAP TIME	DIFF	MPH	TIME OF DAY
1 -	2:22.220	11.909	68.14	16:59:38.252
2 -	2:13.269	2.958	72.71	17:01:51.521
3 -	2:11.897	1.586	73.47	17:04:03.418
4 -	2:11.443	1.132	73.73	17:06:14.861
5 -	2:10.311 (1)		74.37	17:08:25.172
6 -	2:11.327	1.016	73.79	17:10:36.499
7 -	2:11.002	0.691	73.97	17:12:47.501
8 -	2:11.520	1.209	73.68	17:14:59.021
9 -	2:10.504 (3)	0.193	74.26	17:17:09.525
10 -	2:10.403 (2)	0.092	74.31	17:19:19.928

P22 16 Matt PICKFORD (M)

LAP	LAP TIME	DIFF	MPH	TIME OF DAY
1 -	2:23.830	11.749	67.38	16:59:39.862
2 -	2:12.107 (2)	0.026	73.35	17:01:51.969
3 -	2:22.349	10.268	68.08	17:04:14.318
4 -	2:14.039	1.958	72.30	17:06:28.357
5 -	2:12.081 (1)		73.37	17:08:40.438
6 -	2:12.255	0.174	73.27	17:10:52.693
7 -	2:12.117 (3)	0.036	73.35	17:13:04.810
8 -	2:12.785	0.704	72.98	17:15:17.595
9 -	2:12.249	0.168	73.28	17:17:29.844
10 -	2:12.656	0.575	73.05	17:19:42.500

P23 56 Max NORFOLK

LAP	LAP TIME	DIFF	MPH	TIME OF DAY
1 -	2:22.497	13.363	68.01	16:59:38.529
2 -	2:12.269	3.135	73.26	17:01:50.798
3 -	2:18.533	9.399	69.95	17:04:09.331
4 -	2:28.306	19.172	65.34	17:06:37.637
5 -	2:11.163	2.029	73.88	17:08:48.800
6 -	2:10.202	1.068	74.43	17:10:59.002
7 -	2:14.448	5.314	72.08	17:13:13.450
8 -	2:10.128 (3)	0.994	74.47	17:15:23.578
9 -	2:10.066 (2)	0.932	74.51	17:17:33.644
10 -	2:09.134 (1)		75.04	17:19:42.778

DIFF = Difference To Personal Best Lap

P24 36 Samuel SMITH				
LAP	LAP TIME	DIFF	MPH	TIME OF DAY
1 -	2:17.169	9.304	70.65	16:59:33.201
2 -	2:07.865 (1)		75.79	17:01:41.066
3 -	2:09.549	1.684	74.80	17:03:50.615
4 -	2:09.174 (3)	1.309	75.02	17:05:59.789
5 -	2:08.838 (2)	0.973	75.22	17:08:08.627
6 -	2:19.563 P	11.698	69.44	17:10:28.190

BRSCC Race Day - Oulton Park International - 17th June 2017



BRSCC Mazda MX-5 Championship - 3B

RACE 12 - CLASSIFICATION

POS	NO	NAME	ENTRY	LAPS	TIME	GAP	DIFF	MPH	BEST	ON
1	261	Jack RAWLES	Mazda MX-5	10	21:39.548			74.57	2:08.842	10
2	67	Simon ORANGE (M)	Mazda MX-5	10	21:39.862	0.314	0.314	74.55	2:08.492	10
3	777*	Courtney MILNES	Mazda MX-5	10	21:47.537	7.989	7.675	74.11	2:08.258	8
4	19	Oliver ROBINSON (M)	Mazda MX-5	10	22:10.339	30.791	22.802	72.84	2:11.112	2
5	34	Callum WARNER	Mazda MX-5	10	22:10.897	31.349	0.558	72.81	2:10.132	4
6	80	Anthony HUTCHINS (M)	Mazda MX-5	10	22:11.680	32.132	0.783	72.77	2:10.448	3
7	60	Nick LE DOYEN	Mazda MX-5	10	22:11.958	32.410	0.278	72.75	2:10.873	8
8	26	Charlie RAWLES	Mazda MX-5	10	22:12.937	33.389	0.979	72.70	2:11.194	6
9	70	Thomas GRINDALL	Mazda MX-5	10	22:13.883	34.335	0.946	72.65	2:10.986	3
10	12	Paul HUGHES	Mazda MX-5	10	22:15.636	36.088	1.753	72.55	2:10.351	7
11	117	Michael CLOSE	Mazda MX-5	10	22:15.648	36.100	0.012	72.55	2:10.845	4
12	7	Adrian BURGE (M)	Mazda MX-5	10	22:16.472	36.924	0.824	72.51	2:10.791	3
13	55	Graham COLBY (M)	Mazda MX-5	10	22:17.647	38.099	1.175	72.45	2:10.400	8
14	75	Guy CARTER	Mazda MX-5	10	22:19.263	39.715	1.616	72.36	2:10.905	3
15	722*	Alan HAWKINS (M)	Mazda MX-5	10	22:20.516	40.968	1.253	72.29	2:10.891	8
16	10	Teddy CLARK	Mazda MX-5	10	22:27.378	47.830	6.862	71.92	2:11.197	5
17	30	Bryn GRIFFITHS (M)	Mazda MX-5	10	22:30.164	50.616	2.786	71.77	2:12.968	3
18	53	Jonathan FIELDSSEND (M)	Mazda MX-5	10	23:00.130	1:20.582	29.966	70.22	2:14.765	7
19	58	Dale WHITEMAN (M)	Mazda MX-5	10	23:04.018	1:24.470	3.888	70.02	2:15.415	4
20	9	James LOVE	Mazda MX-5	10	23:20.679	1:41.131	16.661	69.18	2:17.936	6

NOT CLASSIFIED

DNF	11	Stuart BRITTLE (M)	Mazda MX-5	9	20:14.087	1 Lap	1 Lap	71.84	2:10.168	3
DNF	74	Clive CHISNALL (M)	Mazda MX-5	0						

FASTEST LAP

777	Courtney MILNES	Mazda MX-5	8	2:08.258	75.56 mph	121.60 kph
-----	-----------------	------------	---	----------	-----------	------------

Cars 722 & 777 - 5 second penalty - Track Limits

Weather / Track : Sunny / Dry

These results are provisional until the conclusion of any judicial and technical matters.

Oulton Park International

Circuit Length = 2.6920 miles

Start: 17:25 Flag 17:46 End: 17:48

Clerk Of Course :	Timekeeper :
-------------------	--------------

BRSCC Race Day - Oulton Park International - 17th June 2017

BRSCC Mazda MX-5 Championship - 3B

RACE 12 - LAP CHART

LAP 1 @ 17:27:24.723			LAP 2 @ 17:29:34.657			LAP 3 @ 17:31:44.166			LAP 4 @ 17:33:53.218			LAP 5 @ 17:36:02.640		
NO	BEHIND	LAP TIME	NO	BEHIND	LAP TIME	NO	BEHIND	LAP TIME	NO	BEHIND	LAP TIME	NO	BEHIND	LAP TIME
261		2:16.338	261		2:09.934	261		2:09.509	261		2:09.052	261		2:09.422
777	0.240	2:16.578	67	0.164	2:09.700	67	0.471	2:09.816	67	1.392	2:09.973	67	1.417	2:09.447
67	0.398	2:16.736	777	0.894	2:10.588	777	1.175	2:09.790	777	1.890	2:09.767	777	2.048	2:09.580
60	2.140	2:18.478	60	3.497	2:11.291	60	5.250	2:11.262	60	8.004	2:11.806	60	10.226	2:11.644
19	2.704	2:19.042	19	3.882	2:11.112	19	5.873	2:11.500	19	8.303	2:11.482	19	10.827	2:11.946
75	3.228	2:19.566	75	4.763	2:11.469	75	6.159	2:10.905	80	9.156	2:11.545	80	11.391	2:11.657
26	3.362	2:19.700	26	5.230	2:11.802	80	6.663	2:10.448	75	9.541	2:12.434	75	11.715	2:11.596
55	3.812	2:20.150	80	5.724	2:11.383	26	7.056	2:11.335	26	9.707	2:11.703	34	12.470	2:11.302
80	4.275	2:20.613	55	6.183	2:12.305	55	7.616	2:10.942	55	10.060	2:11.496	722	13.723	2:12.160
117	5.028	2:21.366	117	6.693	2:11.599	117	8.634	2:11.450	117	10.427	2:10.845	26	14.012	2:13.727
722	5.455	2:21.793	722	6.990	2:11.469	722	9.055	2:11.574	34	10.590	2:10.132	117	14.958	2:13.953
7	5.857	2:22.195	34	8.045	2:11.660	34	9.510	2:10.974	722	10.985	2:10.982	55	15.062	2:14.424
34	6.319	2:22.657	7	8.882	2:12.959	7	10.164	2:10.791	7	12.445	2:11.333	11	15.256	2:11.030
12	6.601	2:22.939	70	9.951	2:12.849	70	11.428	2:10.986	11	13.648	2:11.065	7	15.984	2:12.961
70	7.036	2:23.374	11	10.976	2:12.804	11	11.635	2:10.168	70	14.130	2:11.754	70	16.382	2:11.674
11	8.106	2:24.444	30	12.346	2:13.661	12	15.490	2:12.540	12	18.430	2:11.992	12	20.717	2:11.709
30	8.619	2:24.957	12	12.459	2:15.792	30	15.805	2:12.968	10	19.755	2:12.905	10	21.530	2:11.197
10	8.955	2:25.293	10	12.906	2:13.885	10	15.902	2:12.505	30	20.351	2:13.598	30	24.216	2:13.287
9	12.238	2:28.576	9	22.474	2:20.170	58	33.947	2:20.690	58	40.310	2:15.415	58	47.179	2:16.291
58	12.539	2:28.877	58	22.766	2:20.161	9	34.420	2:21.455	53	41.554	2:15.945	53	48.871	2:16.739
53	14.889	2:31.227	53	23.184	2:18.229	53	34.661	2:20.986	9	44.024	2:18.656	9	53.240	2:18.638

Weather / Track : Sunny / Dry

Oulton Park International
 Circuit Length = 2.6920 miles
 Start: 17:25 Flag 17:46 End: 17:48

BRSCC Race Day - Oulton Park International - 17th June 2017

BRSCC Mazda MX-5 Championship - 3B

RACE 12 - LAP CHART

LAP 6 @ 17:38:11.733			LAP 7 @ 17:40:21.280			LAP 8 @ 17:42:30.225			LAP 9 @ 17:44:39.091			LAP 10 @ 17:46:47.933		
NO	BEHIND	LAP TIME	NO	BEHIND	LAP TIME	NO	BEHIND	LAP TIME	NO	BEHIND	LAP TIME	NO	BEHIND	LAP TIME
261		2:09.093	261		2:09.547	261		2:08.945	261		2:08.866	261		2:08.842
67	1.526	2:09.202	67	0.945	2:08.966	67	0.513	2:08.513	67	0.664	2:09.017	67	0.314	2:08.492
777	2.319	2:09.364	777	1.938	2:09.166	777	1.251	2:08.258	777	1.477	2:09.092	777	2.989	2:10.354
60	14.083	2:12.950	19	19.084	2:14.341	19	21.774	2:11.635	19	26.184	2:13.276	19	30.791	2:13.449
19	14.290	2:12.556	80	20.210	2:15.004	80	22.101	2:10.836	80	26.328	2:13.093	34	31.349	2:13.734
80	14.753	2:12.455	34	20.700	2:14.571	34	22.735	2:10.980	34	26.457	2:12.588	80	32.132	2:14.646
75	15.645	2:13.023	722	21.047	2:14.888	722	22.993	2:10.891	722	26.858	2:12.731	60	32.410	2:13.896
34	15.676	2:12.299	60	21.371	2:16.835	60	23.299	2:10.873	60	27.356	2:12.923	26	33.389	2:13.834
722	15.706	2:11.076	75	21.708	2:15.610	26	24.870	2:11.762	26	28.397	2:12.393	70	34.335	2:12.795
26	16.113	2:11.194	11	21.847	2:14.587	11	25.043	2:12.141	70	30.382	2:13.896	722	35.968	2:17.952
55	16.491	2:10.522	26	22.053	2:15.487	70	25.352	2:11.793	12	30.969	2:13.411	12	36.088	2:13.961
11	16.807	2:10.644	70	22.504	2:11.948	117	26.207	2:12.205	117	31.608	2:14.267	117	36.100	2:13.334
117	18.883	2:13.018	117	22.947	2:13.611	12	26.424	2:11.722	7	32.778	2:14.464	7	36.924	2:12.988
7	19.971	2:13.080	7	23.161	2:12.737	7	27.180	2:12.964	75	32.952	2:13.101	55	38.099	2:13.904
70	20.103	2:12.814	12	23.647	2:10.351	75	28.717	2:15.954	55	33.037	2:13.073	75	39.715	2:15.605
12	22.843	2:11.219	55	27.375	2:20.431	55	28.830	2:10.400	11	43.381	2:27.204	10	47.830	2:11.317
10	25.239	2:12.802	30	35.738	2:15.347	30	41.119	2:14.326	10	45.355	2:12.447	30	50.616	2:13.170
30	29.938	2:14.815	10	39.225	2:23.533	10	41.774	2:11.494	30	46.288	2:14.035	53	1:20.582	2:15.351
58	53.754	2:15.668	58	1:00.135	2:15.928	53	1:07.627	2:15.229	53	1:14.073	2:15.312	58	1:24.470	2:16.010
53	56.125	2:16.347	53	1:01.343	2:14.765	58	1:09.735	2:18.545	58	1:17.302	2:16.433	9	1:41.131	2:18.242
9	1:02.083	2:17.936	9	1:11.541	2:19.005	9	1:21.503	2:18.907	9	1:31.731	2:19.094			

Weather / Track : Sunny / Dry

BRSCC Race Day - Oulton Park International - 17th June 2017

BRSCC Mazda MX-5 Championship - 3B

RACE 12 - LAP ANALYSIS

DIFF = Difference To Personal Best Lap

P1 261 Jack RAWLES				
LAP	LAP TIME	DIFF	MPH	TIME OF DAY
1 -	2:16.338	7.496	71.08	17:27:24.723
2 -	2:09.934	1.092	74.58	17:29:34.657
3 -	2:09.509	0.667	74.83	17:31:44.166
4 -	2:09.052	0.210	75.09	17:33:53.218
5 -	2:09.422	0.580	74.88	17:36:02.640
6 -	2:09.093	0.251	75.07	17:38:11.733
7 -	2:09.547	0.705	74.80	17:40:21.280
8 -	2:08.945 (3)	0.103	75.15	17:42:30.225
9 -	2:08.866 (2)	0.024	75.20	17:44:39.091
10 -	2:08.842 (1)		75.21	17:46:47.933

P2 67 Simon ORANGE (M)				
LAP	LAP TIME	DIFF	MPH	TIME OF DAY
1 -	2:16.736	8.244	70.87	17:27:25.121
2 -	2:09.700	1.208	74.72	17:29:34.821
3 -	2:09.816	1.324	74.65	17:31:44.637
4 -	2:09.973	1.481	74.56	17:33:54.610
5 -	2:09.447	0.955	74.86	17:36:04.057
6 -	2:09.202	0.710	75.00	17:38:13.259
7 -	2:08.966 (3)	0.474	75.14	17:40:22.225
8 -	2:08.513 (2)	0.021	75.41	17:42:30.738
9 -	2:09.017	0.525	75.11	17:44:39.755
10 -	2:08.492 (1)		75.42	17:46:48.247

P3 777 Courtney MILNES				
LAP	LAP TIME	DIFF	MPH	TIME OF DAY
1 -	2:16.578	8.320	70.95	17:27:24.963
2 -	2:10.588	2.330	74.21	17:29:35.551
3 -	2:09.790	1.532	74.66	17:31:45.341
4 -	2:09.767	1.509	74.68	17:33:55.108
5 -	2:09.580	1.322	74.79	17:36:04.688
6 -	2:09.364	1.106	74.91	17:38:14.052
7 -	2:09.166 (3)	0.908	75.02	17:40:23.218
8 -	2:08.258 (1)		75.56	17:42:31.476
9 -	2:09.092 (2)	0.834	75.07	17:44:40.568
10 -	2:10.354	2.096	74.34	17:46:50.922

P4 19 Oliver ROBINSON (M)				
LAP	LAP TIME	DIFF	MPH	TIME OF DAY
1 -	2:19.042	7.930	69.70	17:27:27.427
2 -	2:11.112 (1)		73.91	17:29:38.539
3 -	2:11.500 (3)	0.388	73.69	17:31:50.039
4 -	2:11.482 (2)	0.370	73.70	17:34:01.521
5 -	2:11.946	0.834	73.44	17:36:13.467
6 -	2:12.556	1.444	73.11	17:38:26.023
7 -	2:14.341	3.229	72.13	17:40:40.364
8 -	2:11.635	0.523	73.62	17:42:51.999
9 -	2:13.276	2.164	72.71	17:45:05.275
10 -	2:13.449	2.337	72.62	17:47:18.724

P5 34 Callum WARNER				
LAP	LAP TIME	DIFF	MPH	TIME OF DAY
1 -	2:22.657	12.525	67.93	17:27:31.042
2 -	2:11.660	1.528	73.60	17:29:42.702
3 -	2:10.974 (2)	0.842	73.99	17:31:53.676
4 -	2:10.132 (1)		74.47	17:34:03.808
5 -	2:11.302	1.170	73.80	17:36:15.110
6 -	2:12.299	2.167	73.25	17:38:27.409

DIFF = Difference To Personal Best Lap

7 -	2:14.571	4.439	72.01	17:40:41.980
8 -	2:10.980 (3)	0.848	73.99	17:42:52.960
9 -	2:12.588	2.456	73.09	17:45:05.548
10 -	2:13.734	3.602	72.46	17:47:19.282

P6 80 Anthony HUTCHINS (M)				
LAP	LAP TIME	DIFF	MPH	TIME OF DAY
1 -	2:20.613	10.165	68.92	17:27:28.998
2 -	2:11.383 (3)	0.935	73.76	17:29:40.381
3 -	2:10.448 (1)		74.29	17:31:50.829
4 -	2:11.545	1.097	73.67	17:34:02.374
5 -	2:11.657	1.209	73.61	17:36:14.031
6 -	2:12.455	2.007	73.16	17:38:26.486
7 -	2:15.004	4.556	71.78	17:40:41.490
8 -	2:10.836 (2)	0.388	74.07	17:42:52.326
9 -	2:13.093	2.645	72.81	17:45:05.419
10 -	2:14.646	4.198	71.97	17:47:20.065

P7 60 Nick LE DOYEN				
LAP	LAP TIME	DIFF	MPH	TIME OF DAY
1 -	2:18.478	7.605	69.98	17:27:26.863
2 -	2:11.291 (3)	0.418	73.81	17:29:38.154
3 -	2:11.262 (2)	0.389	73.83	17:31:49.416
4 -	2:11.806	0.933	73.52	17:34:01.222
5 -	2:11.644	0.771	73.61	17:36:12.866
6 -	2:12.950	2.077	72.89	17:38:25.816
7 -	2:16.835	5.962	70.82	17:40:42.651
8 -	2:10.873 (1)		74.05	17:42:53.524
9 -	2:12.923	2.050	72.90	17:45:06.447
10 -	2:13.896	3.023	72.37	17:47:20.343

P8 26 Charlie RAWLES				
LAP	LAP TIME	DIFF	MPH	TIME OF DAY
1 -	2:19.700	8.506	69.37	17:27:28.085
2 -	2:11.802	0.608	73.52	17:29:39.887
3 -	2:11.335 (2)	0.141	73.79	17:31:51.222
4 -	2:11.703 (3)	0.509	73.58	17:34:02.925
5 -	2:13.727	2.533	72.47	17:36:16.652
6 -	2:11.194 (1)		73.87	17:38:27.846
7 -	2:15.487	4.293	71.52	17:40:43.333
8 -	2:11.762	0.568	73.55	17:42:55.095
9 -	2:12.393	1.199	73.20	17:45:07.488
10 -	2:13.834	2.640	72.41	17:47:21.322

P9 70 Thomas GRINDALL				
LAP	LAP TIME	DIFF	MPH	TIME OF DAY
1 -	2:23.374	12.388	67.59	17:27:31.759
2 -	2:12.849	1.863	72.94	17:29:44.608
3 -	2:10.986 (1)		73.98	17:31:55.594
4 -	2:11.754 (3)	0.768	73.55	17:34:07.348
5 -	2:11.674 (2)	0.688	73.60	17:36:19.022
6 -	2:12.814	1.828	72.96	17:38:31.836
7 -	2:11.948	0.962	73.44	17:40:43.784
8 -	2:11.793	0.807	73.53	17:42:55.577
9 -	2:13.896	2.910	72.37	17:45:09.473
10 -	2:12.795	1.809	72.97	17:47:22.268

P10 12 Paul HUGHES				
LAP	LAP TIME	DIFF	MPH	TIME OF DAY
1 -	2:22.939	12.588	67.79	17:27:31.324

Weather / Track : Sunny / Dry

Oulton Park International
Circuit Length = 2.6920 miles
Start: 17:25 Flag 17:46 End: 17:48

BRSCC Race Day - Oulton Park International - 17th June 2017

BRSCC Mazda MX-5 Championship - 3B

RACE 12 - LAP ANALYSIS

DIFF = Difference To Personal Best Lap

2 -	2:15.792	5.441	71.36	17:29:47.116
3 -	2:12.540	2.189	73.11	17:31:59.656
4 -	2:11.992	1.641	73.42	17:34:11.648
5 -	2:11.709 (3)	1.358	73.58	17:36:23.357
6 -	2:11.219 (2)	0.868	73.85	17:38:34.576
7 -	2:10.351 (1)		74.34	17:40:44.927
8 -	2:11.722	1.371	73.57	17:42:56.649
9 -	2:13.411	3.060	72.64	17:45:10.060
10 -	2:13.961	3.610	72.34	17:47:24.021

P11 117 Michael CLOSE

LAP	LAP TIME	DIFF	MPH	TIME OF DAY
1 -	2:21.366	10.521	68.55	17:27:29.751
2 -	2:11.599 (3)	0.754	73.64	17:29:41.350
3 -	2:11.450 (2)	0.605	73.72	17:31:52.800
4 -	2:10.845 (1)		74.06	17:34:03.645
5 -	2:13.953	3.108	72.34	17:36:17.598
6 -	2:13.018	2.173	72.85	17:38:30.616
7 -	2:13.611	2.766	72.53	17:40:44.227
8 -	2:12.205	1.360	73.30	17:42:56.432
9 -	2:14.267	3.422	72.17	17:45:10.699
10 -	2:13.334	2.489	72.68	17:47:24.033

P12 7 Adrian BURGE (M)

LAP	LAP TIME	DIFF	MPH	TIME OF DAY
1 -	2:22.195	11.404	68.15	17:27:30.580
2 -	2:12.959	2.168	72.88	17:29:43.539
3 -	2:10.791 (1)		74.09	17:31:54.330
4 -	2:11.333 (2)	0.542	73.79	17:34:05.663
5 -	2:12.961	2.170	72.88	17:36:18.624
6 -	2:13.080	2.289	72.82	17:38:31.704
7 -	2:12.737 (3)	1.946	73.01	17:40:44.441
8 -	2:12.964	2.173	72.88	17:42:57.405
9 -	2:14.464	3.673	72.07	17:45:11.869
10 -	2:12.988	2.197	72.87	17:47:24.857

P13 55 Graham COLBY (M)

LAP	LAP TIME	DIFF	MPH	TIME OF DAY
1 -	2:20.150	9.750	69.14	17:27:28.535
2 -	2:12.305	1.905	73.24	17:29:40.840
3 -	2:10.942 (3)	0.542	74.01	17:31:51.782
4 -	2:11.496	1.096	73.70	17:34:03.278
5 -	2:14.424	4.024	72.09	17:36:17.702
6 -	2:10.522 (2)	0.122	74.25	17:38:28.224
7 -	2:20.431	10.031	69.01	17:40:48.655
8 -	2:10.400 (1)		74.31	17:42:59.055
9 -	2:13.073	2.673	72.82	17:45:12.128
10 -	2:13.904	3.504	72.37	17:47:26.032

P14 75 Guy CARTER

LAP	LAP TIME	DIFF	MPH	TIME OF DAY
1 -	2:19.566	8.661	69.43	17:27:27.951
2 -	2:11.469 (2)	0.564	73.71	17:29:39.420
3 -	2:10.905 (1)		74.03	17:31:50.325
4 -	2:12.434	1.529	73.17	17:34:02.759
5 -	2:11.596 (3)	0.691	73.64	17:36:14.355
6 -	2:13.023	2.118	72.85	17:38:27.378
7 -	2:15.610	4.705	71.46	17:40:42.988
8 -	2:15.954	5.049	71.28	17:42:58.942
9 -	2:13.101	2.196	72.81	17:45:12.043
10 -	2:15.605	4.700	71.46	17:47:27.648

DIFF = Difference To Personal Best Lap

P15 722 Alan HAWKINS (M)

LAP	LAP TIME	DIFF	MPH	TIME OF DAY
1 -	2:21.793	10.902	68.34	17:27:30.178
2 -	2:11.469	0.578	73.71	17:29:41.647
3 -	2:11.574	0.683	73.65	17:31:53.221
4 -	2:10.982 (2)	0.091	73.98	17:34:04.203
5 -	2:12.160	1.269	73.33	17:36:16.363
6 -	2:11.076 (3)	0.185	73.93	17:38:27.439
7 -	2:14.888	3.997	71.84	17:40:42.327
8 -	2:10.891 (1)		74.04	17:42:53.218
9 -	2:12.731	1.840	73.01	17:45:05.949
10 -	2:17.952	7.061	70.25	17:47:23.901

P16 10 Teddy CLARK

LAP	LAP TIME	DIFF	MPH	TIME OF DAY
1 -	2:25.293	14.096	66.70	17:27:33.678
2 -	2:13.885	2.688	72.38	17:29:47.563
3 -	2:12.505	1.308	73.13	17:32:00.068
4 -	2:12.905	1.708	72.91	17:34:12.973
5 -	2:11.197 (1)		73.86	17:36:24.170
6 -	2:12.802	1.605	72.97	17:38:36.972
7 -	2:23.533	12.336	67.51	17:41:00.505
8 -	2:11.494 (3)	0.297	73.70	17:43:11.999
9 -	2:12.447	1.250	73.17	17:45:24.446
10 -	2:11.317 (2)	0.120	73.80	17:47:35.763

P17 30 Bryn GRIFFITHS (M)

LAP	LAP TIME	DIFF	MPH	TIME OF DAY
1 -	2:24.957	11.989	66.85	17:27:33.342
2 -	2:13.661	0.693	72.50	17:29:47.003
3 -	2:12.968 (1)		72.88	17:31:59.971
4 -	2:13.598	0.630	72.54	17:34:13.569
5 -	2:13.287 (3)	0.319	72.71	17:36:26.856
6 -	2:14.815	1.847	71.88	17:38:41.671
7 -	2:15.347	2.379	71.60	17:40:57.018
8 -	2:14.326	1.358	72.14	17:43:11.344
9 -	2:14.035	1.067	72.30	17:45:25.379
10 -	2:13.170 (2)	0.202	72.77	17:47:38.549

P18 53 Jonathan FIELDSEND (M)

LAP	LAP TIME	DIFF	MPH	TIME OF DAY
1 -	2:31.227	16.462	64.08	17:27:39.612
2 -	2:18.229	3.464	70.11	17:29:57.841
3 -	2:20.986	6.221	68.73	17:32:18.827
4 -	2:15.945	1.180	71.28	17:34:34.772
5 -	2:16.739	1.974	70.87	17:36:51.511
6 -	2:16.347	1.582	71.07	17:39:07.858
7 -	2:14.765 (1)		71.91	17:41:22.623
8 -	2:15.229 (2)	0.464	71.66	17:43:37.852
9 -	2:15.312 (3)	0.547	71.62	17:45:53.164
10 -	2:15.351	0.586	71.60	17:48:08.515

P19 58 Dale WHITEMAN (M)

LAP	LAP TIME	DIFF	MPH	TIME OF DAY
1 -	2:28.877	13.462	65.09	17:27:37.262
2 -	2:20.161	4.746	69.14	17:29:57.423
3 -	2:20.690	5.275	68.88	17:32:18.113
4 -	2:15.415 (1)		71.56	17:34:33.528
5 -	2:16.291	0.876	71.10	17:36:49.819

Weather / Track : Sunny / Dry

Oulton Park International
Circuit Length = 2.6920 miles
Start: 17:25 Flag 17:46 End: 17:48

BRSCC Race Day - Oulton Park International - 17th June 2017

BRSCC Mazda MX-5 Championship - 3B

RACE 12 - LAP ANALYSIS

DIFF = Difference To Personal Best Lap

6 -	2:15.668 (2)	0.253	71.43	17:39:05.487
7 -	2:15.928 (3)	0.513	71.29	17:41:21.415
8 -	2:18.545	3.130	69.95	17:43:39.960
9 -	2:16.433	1.018	71.03	17:45:56.393
10 -	2:16.010	0.595	71.25	17:48:12.403

P20 9 James LOVE				
LAP	LAP TIME	DIFF	MPH	TIME OF DAY

1 -	2:28.576	10.640	65.22	17:27:36.961
2 -	2:20.170	2.234	69.13	17:29:57.131
3 -	2:21.455	3.519	68.51	17:32:18.586
4 -	2:18.656	0.720	69.89	17:34:37.242
5 -	2:18.638 (3)	0.702	69.90	17:36:55.880
6 -	2:17.936 (1)		70.25	17:39:13.816
7 -	2:19.005	1.069	69.71	17:41:32.821
8 -	2:18.907	0.971	69.76	17:43:51.728
9 -	2:19.094	1.158	69.67	17:46:10.822
10 -	2:18.242 (2)	0.306	70.10	17:48:29.064

P21 11 Stuart BRITTLE (M)				
LAP	LAP TIME	DIFF	MPH	TIME OF DAY

1 -	2:24.444	14.276	67.09	17:27:32.829
2 -	2:12.804	2.636	72.97	17:29:45.633
3 -	2:10.168 (1)		74.45	17:31:55.801
4 -	2:11.065	0.897	73.94	17:34:06.866
5 -	2:11.030 (3)	0.862	73.96	17:36:17.896
6 -	2:10.644 (2)	0.476	74.18	17:38:28.540
7 -	2:14.587	4.419	72.00	17:40:43.127
8 -	2:12.141	1.973	73.34	17:42:55.268
9 -	2:27.204	17.036	65.83	17:45:22.472