



BRSCC Mazda MX-5 Championship

Snetterton 300 Circuit

15th / 16th July 2017



Results Provided by Timing Solutions Ltd
www.tsl-timing.com

BRSCC Mazda MX-5 Championship

QUALIFYING - GROUP 1 - CLASSIFICATION

POS	NO	NAME	ENTRY	TIME	ON	LAPS	GAP	DIFF	MPH
1	43	Will BLACKWELL-CHAMBERS	Mazda MX-5	2:21.864	8	8			75.34
2	15	John LANGRIDGE	Mazda MX-5	2:22.960	9	9	1.096	1.096	74.76
3	175	Patrick LAY	Mazda MX-5	2:23.236	7	8	1.372	0.276	74.61
4	23	Martin TOLLEY (M)	Mazda MX-5	2:23.318	2	9	1.454	0.082	74.57
5	83	Brian TROTT	Mazda MX-5	2:23.469	3	8	1.605	0.151	74.49
6	77	Stephen FODEN	Mazda MX-5	2:23.976	2	8	2.112	0.507	74.23
7	68	Paul TUCKER (M)	Mazda MX-5	2:24.142	7	9	2.278	0.166	74.14
8	67	Simon ORANGE (M)	Mazda MX-5	2:24.468	9	9	2.604	0.326	73.98
9	56	Max NORFOLK	Mazda MX-5	2:25.014	6	9	3.150	0.546	73.70
10	20	Paul MAGUIRE	Mazda MX-5	2:25.070	3	9	3.206	0.056	73.67
11	6	Jack WARRY	Mazda MX-5	2:25.234	8	8	3.370	0.164	73.59
12	16	Matt PICKFORD (M)	Mazda MX-5	2:25.289	6	8	3.425	0.055	73.56
13	41	Kevin BRENT (M)	Mazda MX-5	2:25.379	7	9	3.515	0.090	73.51
14	74	Clive CHISNALL (M)	Mazda MX-5	2:26.036	4	8	4.172	0.657	73.18
15	19	Oliver ROBINSON (M)	Mazda MX-5	2:26.220	7	9	4.356	0.184	73.09
16	25	Ivan LEARY (M)	Mazda MX-5	2:26.312	6	8	4.448	0.092	73.04
17	101	Simon WOODS (M)	Mazda MX-5	2:28.546	4	8	6.682	2.234	71.95
18	132	Jason TAYLOR	Mazda MX-5	2:28.552	7	8	6.688	0.006	71.94
19	24	Paul STEPHENS	Mazda MX-5	2:29.009	2	8	7.145	0.457	71.72
20	32*	Sam MOORES	Mazda MX5 Mk1	2:30.006	5	7	8.142	0.997	71.25
21	90	Andrew BARRETT (M)	Mazda MX-5	2:30.864	7	8	9.000	0.858	70.84
22	146	Luke ALEN-BUCKLEY	Mazda MX-5	2:31.298	5	8	9.434	0.434	70.64
23	64	Sam RILEY	Mazda MX-5	2:31.692	3	8	9.828	0.394	70.45
24	119	Russell JONES	Mazda MX-5	2:41.171	5	7	19.307	9.479	66.31

Car 32 - Please fit a working transponder or you will not be timed ref MSA reg Q12.2.1

Cars 16, 20, 23, 24, 41, 67, 101, 146 and 175 - Lap times disallowed for exceeding track limits ref MSA reg Q14.4.2

Weather / Track : Bright / Dry

These results are provisional until the conclusion of any judicial and technical matters.

Snetterton 300

Circuit Length = 2.9689 miles

Start: 09:54 Flag 10:15 End: 10:17

Clerk Of Course :	Timekeeper :
-------------------	--------------

BRSCC Mazda MX-5 Championship

QUALIFYING - GROUP 1 - LAP ANALYSIS

DIFF = Difference To Personal Best Lap

P1 43 Will BLACKWELL-CHAMBERS				
LAP	LAP TIME	DIFF	MPH	TIME OF DAY
1 -	2:26.244	4.380	73.08	09:57:26.836
2 -	2:23.589	1.725	74.43	09:59:50.425
3 -	2:22.816	0.952	74.83	10:02:13.241
4 -	2:22.192 (2)	0.328	75.16	10:04:35.433
5 -	2:23.076	1.212	74.70	10:06:58.509
6 -	2:48.976	27.112	63.25	10:09:47.485
7 -	2:22.785 (3)	0.921	74.85	10:12:10.270
8 -	2:21.864 (1)		75.34	10:14:32.134

P2 15 John LANGRIDGE				
LAP	LAP TIME	DIFF	MPH	TIME OF DAY
1 -	2:31.211	8.251	70.68	09:57:49.391
2 -	2:24.062	1.102	74.19	10:00:13.453
3 -	2:23.515 (3)	0.555	74.47	10:02:36.968
4 -	2:24.412	1.452	74.01	10:05:01.380
5 -	2:23.245 (2)	0.285	74.61	10:07:24.625
6 -	2:24.747	1.787	73.83	10:09:49.372
7 -	2:23.942	0.982	74.25	10:12:13.314
8 -	2:26.812	3.852	72.80	10:14:40.126
9 -	2:22.960 (1)		74.76	10:17:03.086

P3 175 Patrick LAY				
LAP	LAP TIME	DIFF	MPH	TIME OF DAY
1 -	2:32.025	8.789	70.30	09:57:44.730
2 -	2:23.288 (2)	0.052	74.59	10:00:08.018
3 -	2:22.964 D		74.76	10:02:30.982
4 -	2:25.856	2.620	73.27	10:04:56.838
5 -	2:25.506	2.270	73.45	10:07:22.344
6 -	2:24.330 (3)	1.094	74.05	10:09:46.674
7 -	2:23.236 (1)		74.61	10:12:09.910
8 -	2:31.806	8.570	70.40	10:14:41.716

P4 23 Martin TOLLEY (M)				
LAP	LAP TIME	DIFF	MPH	TIME OF DAY
1 -	2:27.045	3.727	72.68	09:57:28.128
2 -	2:23.318 (1)		74.57	09:59:51.446
3 -	2:22.918 D		74.78	10:02:14.364
4 -	2:36.656	13.338	68.22	10:04:51.020
5 -	2:27.789	4.471	72.31	10:07:18.809
6 -	2:30.312	6.994	71.10	10:09:49.121
7 -	2:24.388	1.070	74.02	10:12:13.509
8 -	2:23.785 (3)	0.467	74.33	10:14:37.294
9 -	2:23.346 (2)	0.028	74.56	10:17:00.640

P5 83 Brian TROTT				
LAP	LAP TIME	DIFF	MPH	TIME OF DAY
1 -	3:14.654	51.185	54.90	09:58:39.908
2 -	2:23.824 (3)	0.355	74.31	10:01:03.732
3 -	2:23.469 (1)		74.49	10:03:27.201
4 -	2:24.111	0.642	74.16	10:05:51.312
5 -	3:24.476 P	1:01.007	52.27	10:09:15.788
6 -	2:28.255	4.786	72.09	10:11:44.043
7 -	2:23.959	0.490	74.24	10:14:08.002
8 -	2:23.498 (2)	0.029	74.48	10:16:31.500

P6 77 Stephen FODEN				
LAP	LAP TIME	DIFF	MPH	TIME OF DAY

DIFF = Difference To Personal Best Lap

1 -	2:46.391	22.415	64.23	09:58:40.675
2 -	2:23.976 (1)		74.23	10:01:04.651
3 -	2:23.996 (2)	0.020	74.22	10:03:28.647
4 -	2:25.529	1.553	73.44	10:05:54.176
5 -	2:35.735	11.759	68.62	10:08:29.911
6 -	2:24.459	0.483	73.98	10:10:54.370
7 -	2:36.621	12.645	68.24	10:13:30.991
8 -	2:24.264 (3)	0.288	74.08	10:15:55.255

P7 68 Paul TUCKER (M)				
LAP	LAP TIME	DIFF	MPH	TIME OF DAY
1 -	2:28.962	4.820	71.75	09:57:33.461
2 -	2:26.645	2.503	72.88	10:00:00.106
3 -	2:25.416	1.274	73.50	10:02:25.522
4 -	2:25.464	1.322	73.47	10:04:50.986
5 -	2:32.370	8.228	70.14	10:07:23.356
6 -	2:25.659	1.517	73.37	10:09:49.015
7 -	2:24.142 (1)		74.14	10:12:13.157
8 -	2:24.825 (3)	0.683	73.79	10:14:37.982
9 -	2:24.581 (2)	0.439	73.92	10:17:02.563

P8 67 Simon ORANGE (M)				
LAP	LAP TIME	DIFF	MPH	TIME OF DAY
1 -	2:31.653	7.185	70.47	09:57:51.240
2 -	2:26.784 D	2.316	72.81	10:00:18.024
3 -	2:27.864	3.396	72.28	10:02:45.888
4 -	2:26.158	1.690	73.12	10:05:12.046
5 -	2:25.606	1.138	73.40	10:07:37.652
6 -	2:25.344 (3)	0.876	73.53	10:10:02.996
7 -	2:25.181 (2)	0.713	73.61	10:12:28.177
8 -	2:25.883	1.415	73.26	10:14:54.060
9 -	2:24.468 (1)		73.98	10:17:18.528

P9 56 Max NORFOLK				
LAP	LAP TIME	DIFF	MPH	TIME OF DAY
1 -	2:30.574	5.560	70.98	09:57:39.406
2 -	2:27.917	2.903	72.25	10:00:07.323
3 -	2:26.672	1.658	72.87	10:02:33.995
4 -	2:25.876	0.862	73.26	10:04:59.871
5 -	2:25.547	0.533	73.43	10:07:25.418
6 -	2:25.014 (1)		73.70	10:09:50.432
7 -	2:26.848	1.834	72.78	10:12:17.280
8 -	2:25.532 (3)	0.518	73.44	10:14:42.812
9 -	2:25.262 (2)	0.248	73.57	10:17:08.074

P10 20 Paul MAGUIRE				
LAP	LAP TIME	DIFF	MPH	TIME OF DAY
1 -	2:30.457	5.387	71.03	09:57:33.159
2 -	2:28.968	3.898	71.74	10:00:02.127
3 -	2:25.070 (1)		73.67	10:02:27.197
4 -	2:26.476	1.406	72.96	10:04:53.673
5 -	2:26.297 (3)	1.227	73.05	10:07:19.970
6 -	2:26.353	1.283	73.02	10:09:46.323
7 -	2:23.694 D		74.38	10:12:10.017
8 -	2:26.811	1.741	72.80	10:14:36.828
9 -	2:25.494 (2)	0.424	73.46	10:17:02.322

P11 6 Jack WARRY				
LAP	LAP TIME	DIFF	MPH	TIME OF DAY
1 -	2:35.476	10.242	68.74	09:58:07.838

Weather / Track : Bright / Dry

Snetterton 300
Circuit Length = 2.9689 miles
Start: 09:54 Flag 10:15 End: 10:17

BRSCC Mazda MX-5 Championship

QUALIFYING - GROUP 1 - LAP ANALYSIS

DIFF = Difference To Personal Best Lap

2 -	2:28.413	3.179	72.01	10:00:36.251
3 -	2:26.036 (2)	0.802	73.18	10:03:02.287
4 -	2:27.061	1.827	72.67	10:05:29.348
5 -	2:28.537	3.303	71.95	10:07:57.885
6 -	2:26.237	1.003	73.08	10:10:24.122
7 -	2:26.060 (3)	0.826	73.17	10:12:50.182
8 -	2:25.234 (1)		73.59	10:15:15.416

P12 16 Matt PICKFORD (M)

LAP	LAP TIME	DIFF	MPH	TIME OF DAY
1 -	2:34.413	9.124	69.21	09:57:48.055
2 -	2:26.649	1.360	72.88	10:00:14.704
3 -	2:25.574 (3)	0.285	73.42	10:02:40.278
4 -	2:26.625	1.336	72.89	10:05:06.903
5 -	2:25.604	0.315	73.40	10:07:32.507
6 -	2:25.289 (1)		73.56	10:09:57.796
7 -	2:25.245 D		73.58	10:12:23.041
8 -	2:25.297 (2)	0.008	73.56	10:14:48.338

P13 41 Kevin BRENT (M)

LAP	LAP TIME	DIFF	MPH	TIME OF DAY
1 -	2:30.716	5.337	70.91	09:57:32.743
2 -	2:27.930 D	2.551	72.25	10:00:00.673
3 -	2:25.839 D	0.460	73.28	10:02:26.512
4 -	2:26.264 (3)	0.885	73.07	10:04:52.776
5 -	2:25.894 (2)	0.515	73.25	10:07:18.670
6 -	2:31.978	6.599	70.32	10:09:50.648
7 -	2:25.379 (1)		73.51	10:12:16.027
8 -	2:32.886	7.507	69.90	10:14:48.913
9 -	2:27.787	2.408	72.32	10:17:16.700

P14 74 Clive CHISNALL (M)

LAP	LAP TIME	DIFF	MPH	TIME OF DAY
1 -	2:34.908	8.872	68.99	09:57:49.422
2 -	2:29.048	3.012	71.70	10:00:18.470
3 -	2:27.796	1.760	72.31	10:02:46.266
4 -	2:26.036 (1)		73.18	10:05:12.302
5 -	2:26.772 (3)	0.736	72.82	10:07:39.074
6 -	2:26.905	0.869	72.75	10:10:05.979
7 -	2:30.460	4.424	71.03	10:12:36.439
8 -	2:26.039 (2)	0.003	73.18	10:15:02.478

P15 19 Oliver ROBINSON (M)

LAP	LAP TIME	DIFF	MPH	TIME OF DAY
1 -	2:30.417	4.197	71.05	09:57:35.805
2 -	2:27.542	1.322	72.44	10:00:03.347
3 -	2:30.019	3.799	71.24	10:02:33.366
4 -	2:28.613	2.393	71.91	10:05:01.979
5 -	2:26.492 (3)	0.272	72.96	10:07:28.471
6 -	2:26.316 (2)	0.096	73.04	10:09:54.787
7 -	2:26.220 (1)		73.09	10:12:21.007
8 -	2:27.346	1.126	72.53	10:14:48.353
9 -	2:27.853	1.633	72.28	10:17:16.206

P16 25 Ivan LEARY (M)

LAP	LAP TIME	DIFF	MPH	TIME OF DAY
1 -	2:32.256	5.944	70.19	09:57:38.933
2 -	2:26.724 (2)	0.412	72.84	10:00:05.657
3 -	2:27.847	1.535	72.29	10:02:33.504
4 -	2:27.547	1.235	72.43	10:05:01.051

DIFF = Difference To Personal Best Lap

5 -	2:26.846	0.534	72.78	10:07:27.897
6 -	2:26.312 (1)		73.04	10:09:54.209
7 -	2:41.124	14.812	66.33	10:12:35.333
8 -	2:26.751 (3)	0.439	72.83	10:15:02.084

P17 101 Simon WOODS (M)

LAP	LAP TIME	DIFF	MPH	TIME OF DAY
1 -	2:32.381	3.835	70.14	09:57:36.059
2 -	2:29.465	0.919	71.50	10:00:05.524
3 -	2:29.217 (2)	0.671	71.62	10:02:34.741
4 -	2:28.546 (1)		71.95	10:05:03.287
5 -	2:28.181 D		72.12	10:07:31.468
6 -	3:17.800 P	49.254	54.03	10:10:49.268
7 -	2:33.731	5.185	69.52	10:13:22.999
8 -	2:29.276 (3)	0.730	71.59	10:15:52.275

P18 132 Jason TAYLOR

LAP	LAP TIME	DIFF	MPH	TIME OF DAY
1 -	2:44.197	15.645	65.09	09:58:19.940
2 -	2:32.319	3.767	70.16	10:00:52.259
3 -	2:29.104 (2)	0.552	71.68	10:03:21.363
4 -	2:32.204	3.652	70.22	10:05:53.567
5 -	2:29.981 (3)	1.429	71.26	10:08:23.548
6 -	2:30.315	1.763	71.10	10:10:53.863
7 -	2:28.552 (1)		71.94	10:13:22.415
8 -	2:32.658	4.106	70.01	10:15:55.073

P19 24 Paul STEPHENS

LAP	LAP TIME	DIFF	MPH	TIME OF DAY
1 -	2:34.048	5.039	69.38	09:57:52.940
2 -	2:29.009 (1)		71.72	10:00:21.949
3 -	2:30.952	1.943	70.80	10:02:52.901
4 -	2:29.813 (3)	0.804	71.34	10:05:22.714
5 -	2:29.842	0.833	71.32	10:07:52.556
6 -	2:29.406 (2)	0.397	71.53	10:10:21.962
7 -	2:30.632	1.623	70.95	10:12:52.594
8 -	2:28.278 D		72.08	10:15:20.872

P20 32 Sam MOORES

LAP	LAP TIME	DIFF	MPH	TIME OF DAY
1 -	2:40.252	10.246	66.69	10:00:36.398
2 -	2:31.285 (3)	1.279	70.64	10:03:07.683
3 -	2:37.737	7.731	67.75	10:05:45.420
4 -	2:30.551 (2)	0.545	70.99	10:08:15.971
5 -	2:30.006 (1)		71.25	10:10:45.977
6 -	2:35.286	5.280	68.82	10:13:21.263
7 -	2:32.325	2.319	70.16	10:15:53.588

P21 90 Andrew BARRETT (M)

LAP	LAP TIME	DIFF	MPH	TIME OF DAY
1 -	2:46.460	15.596	64.20	09:58:02.517
2 -	2:38.033	7.169	67.63	10:00:40.550
3 -	2:33.851	2.987	69.47	10:03:14.401
4 -	2:33.197 (3)	2.333	69.76	10:05:47.598
5 -	2:33.312	2.448	69.71	10:08:20.910
6 -	2:33.804	2.940	69.49	10:10:54.714
7 -	2:30.864 (1)		70.84	10:13:25.578
8 -	2:31.720 (2)	0.856	70.44	10:15:57.298

Weather / Track : Bright / Dry

Snetterton 300
Circuit Length = 2.9689 miles
Start: 09:54 Flag 10:15 End: 10:17

BRSCC Mazda MX-5 Championship

QUALIFYING - GROUP 1 - LAP ANALYSIS

DIFF = Difference To Personal Best Lap

P22 146 Luke ALLEN-BUCKLEY				
LAP	LAP TIME	DIFF	MPH	TIME OF DAY
1 -	2:39.527	8.229	66.99	09:58:06.440
2 -	2:31.638 (3)	0.340	70.48	10:00:38.078
3 -	2:30.664 D		70.93	10:03:08.742
4 -	2:34.684	3.386	69.09	10:05:43.426
5 -	2:31.298 (1)		70.64	10:08:14.724
6 -	2:30.512 D		71.01	10:10:45.236
7 -	2:36.640	5.342	68.23	10:13:21.876
8 -	2:31.305 (2)	0.007	70.63	10:15:53.181

P23 64 Sam RILEY				
LAP	LAP TIME	DIFF	MPH	TIME OF DAY
1 -	2:43.768	12.076	65.26	09:57:55.856
2 -	2:31.939 (3)	0.247	70.34	10:00:27.795
3 -	2:31.692 (1)		70.45	10:02:59.487
4 -	3:03.968 P	32.276	58.09	10:06:03.455
5 -	2:38.304	6.612	67.51	10:08:41.759
6 -	2:31.735 (2)	0.043	70.43	10:11:13.494
7 -	2:33.238	1.546	69.74	10:13:46.732
8 -	2:33.796	2.104	69.49	10:16:20.528

P24 119 Russell JONES				
LAP	LAP TIME	DIFF	MPH	TIME OF DAY
1 -	2:51.765	10.594	62.22	09:58:21.693
2 -	3:02.818	21.647	58.46	10:01:24.511
3 -	2:44.311	3.140	65.04	10:04:08.822
4 -	2:42.970 (2)	1.799	65.58	10:06:51.792
5 -	2:41.171 (1)		66.31	10:09:32.963
6 -	2:44.464	3.293	64.98	10:12:17.427
7 -	2:43.210 (3)	2.039	65.48	10:15:00.637

BRSCC Mazda MX-5 Championship

QUALIFYING - GROUP 2 - CLASSIFICATION

POS	NO	NAME	ENTRY	TIME	ON	LAPS	GAP	DIFF	MPH
1	36*	Samuel SMITH	Mazda MX-5	2:20.762	8	8			75.93
2	72	Joshua JACKSON	Mazda MX-5	2:21.192	8	8	0.430	0.430	75.69
3	63	Oliver ALLWOOD	Mazda MX-5	2:21.610	7	9	0.848	0.418	75.47
4	88	Stuart SYMONDS	Mazda MX-5	2:22.206	5	9	1.444	0.596	75.15
5	94	Charlie BURGE	Mazda MX-5	2:22.288	3	9	1.526	0.082	75.11
6	107	Sam BAILEY	Mazda MX-5	2:23.347	6	8	2.585	1.059	74.56
7	99	Patrick COLLINS (M)	Mazda MX-5	2:23.917	6	8	3.155	0.570	74.26
8	18	Clive POWLES (M)	Mazda MX-5	2:23.936	3	8	3.174	0.019	74.25
9	105	Roger CHESNEAU	Mazda MX-5	2:24.083	8	8	3.321	0.147	74.18
10	5	Richard COLLINS (M)	Mazda MX-5	2:24.725	2	8	3.963	0.642	73.85
11	69	Sam GENDY	Mazda MX-5	2:24.813	4	8	4.051	0.088	73.80
12	10*	Teddy CLARK	Mazda MX-5	2:24.899	7	7	4.137	0.086	73.76
13	29	Adam CRAIG	Mazda MX-5	2:25.053	7	8	4.291	0.154	73.68
14	261	Jack RAWLES	Mazda MX-5	2:25.466	5	8	4.704	0.413	73.47
15	17	Russ LINDSAY (M)	Mazda MX-5	2:25.541	7	8	4.779	0.075	73.43
16	31	Bryn GRIFFITHS	Mazda MX-5	2:26.228	8	9	5.466	0.687	73.09
17	80	Anthony HUTCHINS (M)	Mazda MX-5	2:26.621	5	9	5.859	0.393	72.89
18	44	Bill TAYLOR	Mazda MX-5	2:26.863	4	6	6.101	0.242	72.77
19	26	Charlie RAWLES	Mazda MX-5	2:27.850	7	8	7.088	0.987	72.29
20	22	Andy SHOVEL	Mazda MX5 Mk1	2:28.077	8	8	7.315	0.227	72.17
21	7	Adrian BURGE (M)	Mazda MX-5	2:28.098	3	8	7.336	0.021	72.16
22	66	Nick RILEY (M)	Mazda MX-5	2:28.648	8	8	7.886	0.550	71.90
23	53	Jonathan FIELDSEND (M)	Mazda MX-5	2:31.458	6	8	10.696	2.810	70.56
24	39	Bruce ROBINSON	Mazda MX-5	2:35.313	3	8	14.551	3.855	68.81

Cars 10 and 36 - Please fit a working transponder or you will not be timed ref MSA reg Q12.2.1

Cars 17, 22, 31, 36, 53, 72 and 80 - Lap times disallowed for exceeding track limits ref MSA reg Q14.4.2

Weather / Track : Bright / Dry

These results are provisional until the conclusion of any judicial and technical matters.

Snetterton 300

Circuit Length = 2.9689 miles

Start: 10:48 Flag 11:08 End: 11:11

Clerk Of Course :	Timekeeper :
-------------------	--------------

BRSCC Mazda MX-5 Championship

QUALIFYING - GROUP 2 - LAP ANALYSIS

DIFF = Difference To Personal Best Lap

P1 36 Samuel SMITH					
LAP	LAP TIME	DIFF	MPH	TIME OF DAY	
1 -	2:22.162	D	1.400	75.18	10:53:02.727
2 -	2:21.945		1.183	75.29	10:55:24.672
3 -	2:21.745		0.983	75.40	10:57:46.417
4 -	2:21.623	(2)	0.861	75.46	11:00:08.040
5 -	2:21.914		1.152	75.31	11:02:29.954
6 -	2:21.708	(3)	0.946	75.42	11:04:51.662
7 -	2:36.940		16.178	68.10	11:07:28.602
8 -	2:20.762	(1)		75.93	11:09:49.364

P2 72 Joshua JACKSON					
LAP	LAP TIME	DIFF	MPH	TIME OF DAY	
1 -	2:37.597		16.405	67.81	10:51:30.980
2 -	2:23.281		2.089	74.59	10:53:54.261
3 -	2:22.684	D	1.492	74.90	10:56:16.945
4 -	2:21.825		0.633	75.36	10:58:38.770
5 -	2:21.546	(3)	0.354	75.50	11:01:00.316
6 -	2:29.695		8.503	71.39	11:03:30.011
7 -	2:21.486	(2)	0.294	75.54	11:05:51.497
8 -	2:21.192	(1)		75.69	11:08:12.689

P3 63 Oliver ALLWOOD					
LAP	LAP TIME	DIFF	MPH	TIME OF DAY	
1 -	2:28.145		6.535	72.14	10:50:34.560
2 -	2:23.290		1.680	74.59	10:52:57.850
3 -	2:24.183		2.573	74.12	10:55:22.033
4 -	2:22.324	(2)	0.714	75.09	10:57:44.357
5 -	2:26.836		5.226	72.78	11:00:11.193
6 -	2:22.552		0.942	74.97	11:02:33.745
7 -	2:21.610	(1)		75.47	11:04:55.355
8 -	2:27.959		6.349	72.23	11:07:23.314
9 -	2:22.484	(3)	0.874	75.01	11:09:45.798

P4 88 Stuart SYMONDS					
LAP	LAP TIME	DIFF	MPH	TIME OF DAY	
1 -	2:27.564		5.358	72.43	10:50:36.052
2 -	2:22.453		0.247	75.02	10:52:58.505
3 -	2:22.358	(3)	0.152	75.07	10:55:20.863
4 -	2:26.721		4.515	72.84	10:57:47.584
5 -	2:22.206	(1)		75.15	11:00:09.790
6 -	2:25.904		3.698	73.25	11:02:35.694
7 -	2:22.357	(2)	0.151	75.07	11:04:58.051
8 -	2:23.405		1.199	74.53	11:07:21.456
9 -	2:22.584		0.378	74.95	11:09:44.040

P5 94 Charlie BURGE					
LAP	LAP TIME	DIFF	MPH	TIME OF DAY	
1 -	2:27.309		5.021	72.55	10:50:42.475
2 -	2:23.379		1.091	74.54	10:53:05.854
3 -	2:22.288	(1)		75.11	10:55:28.142
4 -	2:23.165		0.877	74.65	10:57:51.307
5 -	2:23.201		0.913	74.63	11:00:14.508
6 -	2:23.414		1.126	74.52	11:02:37.922
7 -	2:22.315	(2)	0.027	75.10	11:05:00.237
8 -	2:25.098		2.810	73.66	11:07:25.335
9 -	2:23.138	(3)	0.850	74.66	11:09:48.473

DIFF = Difference To Personal Best Lap

P6 107 Sam BAILEY					
LAP	LAP TIME	DIFF	MPH	TIME OF DAY	
1 -	2:28.112		4.765	72.16	10:50:38.721
2 -	2:24.609		1.262	73.91	10:53:03.330
3 -	2:23.545	(3)	0.198	74.45	10:55:26.875
4 -	2:24.228		0.881	74.10	10:57:51.103
5 -	2:23.707		0.360	74.37	11:00:14.810
6 -	2:23.347	(1)		74.56	11:02:38.157
7 -	2:23.518	(2)	0.171	74.47	11:05:01.675
8 -	2:30.199		6.852	71.15	11:07:31.874

P7 99 Patrick COLLINS (M)					
LAP	LAP TIME	DIFF	MPH	TIME OF DAY	
1 -	2:31.378		7.461	70.60	10:51:04.856
2 -	2:25.849		1.932	73.28	10:53:30.705
3 -	2:24.293	(2)	0.376	74.07	10:55:54.998
4 -	2:30.523		6.606	71.00	10:58:25.521
5 -	2:25.754		1.837	73.32	11:00:51.275
6 -	2:23.917	(1)		74.26	11:03:15.192
7 -	2:25.355		1.438	73.53	11:05:40.547
8 -	2:24.513	(3)	0.596	73.95	11:08:05.060

P8 18 Clive POWLES (M)					
LAP	LAP TIME	DIFF	MPH	TIME OF DAY	
1 -	2:28.736		4.800	71.85	10:50:38.489
2 -	2:25.694		1.758	73.35	10:53:04.183
3 -	2:23.936	(1)		74.25	10:55:28.119
4 -	2:24.360	(2)	0.424	74.03	10:57:52.479
5 -	2:24.464	(3)	0.528	73.98	11:00:16.943
6 -	2:25.143		1.207	73.63	11:02:42.086
7 -	2:54.622	P	30.686	61.20	11:05:36.708
8 -	2:27.840		3.904	72.29	11:08:04.548

P9 105 Roger CHESNEAU					
LAP	LAP TIME	DIFF	MPH	TIME OF DAY	
1 -	2:37.054		12.971	68.05	10:51:04.181
2 -	2:29.552		5.469	71.46	10:53:33.733
3 -	2:25.883	(3)	1.800	73.26	10:55:59.616
4 -	2:26.237		2.154	73.08	10:58:25.853
5 -	2:25.525	(2)	1.442	73.44	11:00:51.378
6 -	2:26.296		2.213	73.05	11:03:17.674
7 -	2:30.953		6.870	70.80	11:05:48.627
8 -	2:24.083	(1)		74.18	11:08:12.710

P10 5 Richard COLLINS (M)					
LAP	LAP TIME	DIFF	MPH	TIME OF DAY	
1 -	2:28.513		3.788	71.96	10:50:44.120
2 -	2:24.725	(1)		73.85	10:53:08.845
3 -	2:25.657	(3)	0.932	73.37	10:55:34.502
4 -	2:25.111	(2)	0.386	73.65	10:57:59.613
5 -	4:16.626	P	1:51.901	41.64	11:02:16.239
6 -	2:38.045		13.320	67.62	11:04:54.284
7 -	2:29.009		4.284	71.72	11:07:23.293
8 -	2:26.230		1.505	73.09	11:09:49.523

P11 69 Sam GENDY					
LAP	LAP TIME	DIFF	MPH	TIME OF DAY	
1 -	2:35.647		10.834	68.66	10:51:00.028
2 -	2:29.006		4.193	71.72	10:53:29.034

Weather / Track : Bright / Dry

Snetterton 300
Circuit Length = 2.9689 miles
Start: 10:48 Flag 11:08 End: 11:11

BRSCC Mazda MX-5 Championship

QUALIFYING - GROUP 2 - LAP ANALYSIS

DIFF = Difference To Personal Best Lap

3 -	2:26.515 (3)	1.702	72.94	10:55:55.549
4 -	2:24.813 (1)		73.80	10:58:20.362
5 -	2:25.847 (2)	1.034	73.28	11:00:46.209
6 -	3:09.671 P	44.858	56.35	11:03:55.880
7 -	2:29.549	4.736	71.46	11:06:25.429
8 -	2:34.485	9.672	69.18	11:08:59.914

P12 10 Teddy CLARK

LAP	LAP TIME	DIFF	MPH	TIME OF DAY
1 -	2:51.432	26.533	62.34	10:54:09.504
2 -	2:27.634	2.735	72.39	10:56:37.138
3 -	2:26.900	2.001	72.75	10:59:04.038
4 -	2:25.223 (2)	0.324	73.59	11:01:29.261
5 -	2:26.981	2.082	72.71	11:03:56.242
6 -	2:25.402 (3)	0.503	73.50	11:06:21.644
7 -	2:24.899 (1)		73.76	11:08:46.543

P13 29 Adam CRAIG

LAP	LAP TIME	DIFF	MPH	TIME OF DAY
1 -	2:34.450	9.397	69.20	10:51:18.889
2 -	2:26.977	1.924	72.71	10:53:45.866
3 -	2:26.672	1.619	72.87	10:56:12.538
4 -	2:25.522	0.469	73.44	10:58:38.060
5 -	2:27.544	2.491	72.43	11:01:05.604
6 -	2:25.323 (2)	0.270	73.54	11:03:30.927
7 -	2:25.053 (1)		73.68	11:05:55.980
8 -	2:25.517 (3)	0.464	73.44	11:08:21.497

P14 261 Jack RAWLES

LAP	LAP TIME	DIFF	MPH	TIME OF DAY
1 -	2:34.240	8.774	69.29	10:51:04.295
2 -	2:27.816	2.350	72.30	10:53:32.111
3 -	2:26.415	0.949	72.99	10:55:58.526
4 -	2:28.073	2.607	72.18	10:58:26.599
5 -	2:25.466 (1)		73.47	11:00:52.065
6 -	2:25.736 (3)	0.270	73.33	11:03:17.801
7 -	2:25.957	0.491	73.22	11:05:43.758
8 -	2:25.548 (2)	0.082	73.43	11:08:09.306

P15 17 Russ LINDSAY (M)

LAP	LAP TIME	DIFF	MPH	TIME OF DAY
1 -	2:34.326	8.785	69.25	10:51:06.831
2 -	2:27.888	2.347	72.27	10:53:34.719
3 -	2:27.243	1.702	72.58	10:56:01.962
4 -	2:26.751 D	1.210	72.83	10:58:28.713
5 -	2:26.166 (3)	0.625	73.12	11:00:54.879
6 -	2:25.721 D	0.180	73.34	11:03:20.600
7 -	2:25.541 (1)		73.43	11:05:46.141
8 -	2:26.129 (2)	0.588	73.14	11:08:12.270

P16 31 Bryn GRIFFITHS

LAP	LAP TIME	DIFF	MPH	TIME OF DAY
1 -	2:32.208	5.980	70.22	10:50:41.601
2 -	2:26.487 D	0.259	72.96	10:53:08.088
3 -	2:27.727 D	1.499	72.35	10:55:35.815
4 -	2:28.807	2.579	71.82	10:58:04.622
5 -	2:26.791	0.563	72.81	11:00:31.413
6 -	2:26.359 (3)	0.131	73.02	11:02:57.772
7 -	2:26.353 (2)	0.125	73.02	11:05:24.125
8 -	2:26.228 (1)		73.09	11:07:50.353

DIFF = Difference To Personal Best Lap

9 -	2:26.394	0.166	73.00	11:10:16.747
-----	----------	-------	-------	--------------

P17 80 Anthony HUTCHINS (M)

LAP	LAP TIME	DIFF	MPH	TIME OF DAY
1 -	2:32.949	6.328	69.88	10:50:46.213
2 -	2:27.529	0.908	72.44	10:53:13.742
3 -	2:27.239	0.618	72.59	10:55:40.981
4 -	2:26.983 (2)	0.362	72.71	10:58:07.964
5 -	2:26.621 (1)		72.89	11:00:34.585
6 -	2:25.859 D		73.27	11:03:00.444
7 -	2:27.137 (3)	0.516	72.64	11:05:27.581
8 -	2:28.573	1.952	71.93	11:07:56.154
9 -	2:27.408	0.787	72.50	11:10:23.562

P18 44 Bill TAYLOR

LAP	LAP TIME	DIFF	MPH	TIME OF DAY
1 -	2:34.215	7.352	69.30	10:50:46.622
2 -	2:27.503 (2)	0.640	72.46	10:53:14.125
3 -	2:28.668	1.805	71.89	10:55:42.793
4 -	2:26.863 (1)		72.77	10:58:09.656
5 -	2:27.519 (3)	0.656	72.45	11:00:37.175
6 -	5:12.981 P	2:46.118	34.14	11:05:50.156

P19 26 Charlie RAWLES

LAP	LAP TIME	DIFF	MPH	TIME OF DAY
1 -	2:42.090	14.240	65.93	10:51:13.748
2 -	2:33.384	5.534	69.68	10:53:47.132
3 -	2:30.855	3.005	70.85	10:56:17.987
4 -	2:31.123	3.273	70.72	10:58:49.110
5 -	2:29.187	1.337	71.64	11:01:18.297
6 -	2:29.012 (3)	1.162	71.72	11:03:47.309
7 -	2:27.850 (1)		72.29	11:06:15.159
8 -	2:27.899 (2)	0.049	72.26	11:08:43.058

P20 22 Andy SHOVEL

LAP	LAP TIME	DIFF	MPH	TIME OF DAY
1 -	2:40.184	12.107	66.72	10:51:01.350
2 -	2:32.197 D	4.120	70.22	10:53:33.547
3 -	2:29.645 (3)	1.568	71.42	10:56:03.192
4 -	2:30.041	1.964	71.23	10:58:33.233
5 -	2:34.004	5.927	69.40	11:01:07.237
6 -	2:31.175	3.098	70.70	11:03:38.412
7 -	2:28.941 (2)	0.864	71.76	11:06:07.353
8 -	2:28.077 (1)		72.17	11:08:35.430

P21 7 Adrian BURGE (M)

LAP	LAP TIME	DIFF	MPH	TIME OF DAY
1 -	2:33.272	5.174	69.73	10:50:51.234
2 -	2:28.634 (3)	0.536	71.90	10:53:19.868
3 -	2:28.098 (1)		72.16	10:55:47.966
4 -	2:28.867	0.769	71.79	10:58:16.833
5 -	2:28.445 (2)	0.347	72.00	11:00:45.278
6 -	2:29.007	0.909	71.72	11:03:14.285
7 -	2:29.984	1.886	71.26	11:05:44.269
8 -	2:29.539	1.441	71.47	11:08:13.808

P22 66 Nick RILEY (M)

LAP	LAP TIME	DIFF	MPH	TIME OF DAY
1 -	2:44.652	16.004	64.91	10:51:27.545

Weather / Track : Bright / Dry

Snetterton 300
Circuit Length = 2.9689 miles
Start: 10:48 Flag 11:08 End: 11:11

BRSCC Mazda MX-5 Championship

QUALIFYING - GROUP 2 - LAP ANALYSIS

DIFF = Difference To Personal Best Lap

2 -	2:29.257 (2)	0.609	71.60	10:53:56.802
3 -	2:29.914	1.266	71.29	10:56:26.716
4 -	2:30.499	1.851	71.01	10:58:57.215
5 -	2:29.659 (3)	1.011	71.41	11:01:26.874
6 -	3:22.398 P	53.750	52.80	11:04:49.272
7 -	2:30.903	2.255	70.82	11:07:20.175
8 -	2:28.648 (1)		71.90	11:09:48.823

P23 53 Jonathan FIELDSEND (M)				
LAP	LAP TIME	DIFF	MPH	TIME OF DAY


1 -	2:44.399	12.941	65.01	10:51:08.173
2 -	2:32.827 D	1.369	69.93	10:53:41.000
3 -	2:34.448	2.990	69.20	10:56:15.448
4 -	2:35.607	4.149	68.68	10:58:51.055
5 -	2:32.896 (3)	1.438	69.90	11:01:23.951
6 -	2:31.458 (1)		70.56	11:03:55.409
7 -	2:33.021	1.563	69.84	11:06:28.430
8 -	2:31.729 (2)	0.271	70.44	11:09:00.159

P24 39 Bruce ROBINSON				
LAP	LAP TIME	DIFF	MPH	TIME OF DAY

1 -	2:46.020	10.707	64.37	10:51:04.569
2 -	2:36.868 (2)	1.555	68.13	10:53:41.437
3 -	2:35.313 (1)		68.81	10:56:16.750
4 -	2:38.369	3.056	67.48	10:58:55.119
5 -	2:36.938 (3)	1.625	68.10	11:01:32.057
6 -	3:49.488 P	1:14.175	46.57	11:05:21.545
7 -	2:40.317	5.004	66.66	11:08:01.862
8 -	2:37.399	2.086	67.90	11:10:39.261

BRSCC Mazda MX-5 Championship - 1A

RACE 4 - GRID (20 minutes)

ROW 12	23	10 Teddy CLARK	24	16 Matt PICKFORD (M)
ROW 11	21	69 Sam GENDY	22	6 Jack WARRY
ROW 10	19	5 Richard COLLINS (M)	20	20 Paul MAGUIRE
ROW 9	17	105 Roger CHESNEAU	18	56 Max NORFOLK
ROW 8	15	18 Clive POWLES (M)	16	67 Simon ORANGE (M)
ROW 7	13	99 Patrick COLLINS (M)	14	68 Paul TUCKER (M)
ROW 6	11	107 Sam BAILEY	12	77 Stephen FODEN
ROW 5	9	94 Charlie BURGE	10	83 Brian TROTT
ROW 4	7	88 Stuart SYMONDS	8	23 Martin TOLLEY (M)
ROW 3	5	63 Oliver ALLWOOD	6	175 Patrick LAY
ROW 2	3	72 Joshua JACKSON	4	15 John LANGRIDGE
ROW 1	1	36 Samuel SMITH	2	43 Will BLACKWELL-CHAMBERS
Pole				
				


Snetterton 300
Circuit Length = 2.9689 miles

These results are provisional until the conclusion of any judicial and technical matters.

Clerk Of Course :	Timekeeper :
-------------------	--------------

BRSCC Mazda MX-5 Championship - 1B

RACE 2 - GRID (20 minutes)

ROW 12	23	39 Bruce ROBINSON	24	119 Russell JONES
ROW 11	21	53 Jonathan FIELDSSEND (M)	22	64 Sam RILEY
ROW 10	19	66 Nick RILEY (M)	20	146 Luke ALLEN-BUCKLEY
ROW 9	17	7 Adrian BURGE (M)	18	90 Andrew BARRETT (M)
ROW 8	15	22 Andy SHOVEL	16	32 Sam MOORES
ROW 7	13	26 Charlie RAWLES	14	24 Paul STEPHENS
ROW 6	11	44 Bill TAYLOR	12	132 Jason TAYLOR
ROW 5	9	80 Anthony HUTCHINS (M)	10	101 Simon WOODS (M)
ROW 4	7	31 Bryn GRIFFITHS	8	25 Ivan LEARY (M)
ROW 3	5	17 Russ LINDSAY (M)	6	19 Oliver ROBINSON (M)
ROW 2	3	261 Jack RAWLES	4	74 Clive CHISNALL (M)
ROW 1	1	29 Adam CRAIG	2	41 Kevin BRENT (M)
Pole				
				

Snetterton 300
Circuit Length = 2.9689 miles

These results are provisional until the conclusion of any judicial and technical matters.

Clerk Of Course :	Timekeeper :
-------------------	--------------

BRSCC Mazda MX-5 Championship - 1A

RACE 4 - CLASSIFICATION - AMENDED

POS	NO	NAME	ENTRY	LAPS	TIME	GAP	DIFF	MPH	BEST	ON
1	36*	Samuel SMITH	Mazda MX-5	9	21:28.756			74.63		
2	43	Will BLACKWELL-CHAMBERS	Mazda MX-5	9	21:29.031	0.275	0.275	74.62	2:21.624	6
3	72	Joshua JACKSON	Mazda MX-5	9	21:29.362	0.606	0.331	74.60	2:22.100	8
4	23	Martin TOLLEY (M)	Mazda MX-5	9	21:35.497	6.741	6.135	74.25	2:21.987	6
5	63	Oliver ALLWOOD	Mazda MX-5	9	21:35.697	6.941	0.200	74.24	2:21.635	7
6	15	John LANGRIDGE	Mazda MX-5	9	21:35.867	7.111	0.170	74.23	2:22.095	6
7	94	Charlie BURGE	Mazda MX-5	9	21:36.013	7.257	0.146	74.22	2:21.954	8
8	88	Stuart SYMONDS	Mazda MX-5	9	21:36.798	8.042	0.785	74.17	2:21.942	8
9	107	Sam BAILEY	Mazda MX-5	9	21:37.013	8.257	0.215	74.16	2:22.224	7
10	175	Patrick LAY	Mazda MX-5	9	21:37.397	8.641	0.384	74.14	2:22.100	4
11	83	Brian TROTT	Mazda MX-5	9	21:38.750	9.994	1.353	74.06	2:22.571	4
12	68	Paul TUCKER (M)	Mazda MX-5	9	21:59.582	30.826	20.832	72.89	2:24.679	2
13	105	Roger CHESNEAU	Mazda MX-5	9	22:00.733	31.977	1.151	72.83	2:23.462	4
14	67	Simon ORANGE (M)	Mazda MX-5	9	22:00.937	32.181	0.204	72.82	2:24.429	8
15	99	Patrick COLLINS (M)	Mazda MX-5	9	22:00.949	32.193	0.012	72.82	2:24.576	3
16	6	Jack WARRY	Mazda MX-5	9	22:01.643	32.887	0.694	72.78	2:24.017	3
17	10*	Teddy CLARK	Mazda MX-5	9	22:08.243	39.487	6.600	72.42		
18	56	Max NORFOLK	Mazda MX-5	9	22:11.175	42.419	2.932	72.26	2:24.829	3
19	16	Matt PICKFORD (M)	Mazda MX-5	9	22:11.317	42.561	0.142	72.25	2:24.087	9
20	77	Stephen FODEN	Mazda MX-5	9	22:13.511	44.755	2.194	72.13	2:24.447	9
21	69	Sam GENDY	Mazda MX-5	9	22:15.271	46.515	1.760	72.03	2:25.094	5
22	5	Richard COLLINS (M)	Mazda MX-5	9	22:34.622	1:05.866	19.351	71.01	2:24.138	3

NOT CLASSIFIED

DNF	18	Clive POWLES (M)	Mazda MX-5	7	17:20.487	2 Laps	2 Laps	71.90	2:24.572	7
EX	20*	Paul MAGUIRE	Mazda MX-5	0						

FASTEST LAP

43	Will BLACKWELL-CHAMBERS	Mazda MX-5	6	2:21.624	75.46 mph	121.45 kph
----	-------------------------	------------	---	----------	-----------	------------

Car 10 and 36 - STILL NO working transponder so untimed - Please fix for the next race ref MSA reg Q12.2.1

Car 20 - 5 second penalty applied for exceeding track limits ref MSA reg Q14.4.2

Car 20 - Excluded from race result for driving in a manner incompatible with general safety ref MSA reg c1.1.5

Car 18 - Received a 10 place grid penalty for race 2 for driving in a manner incompatible to general safety ref MSA ref C1.1.5

Weather / Track : Bright / Dry

These results are provisional until the conclusion of any judicial and technical matters.

Snetterton 300

Circuit Length = 2.9689 miles

Start: 15:38 Flag 15:58 End: 16:01

Clerk Of Course :	Timekeeper :
-------------------	--------------

BRSCC Mazda MX-5 Championship - 1A

RACE 4 - LAP CHART

LAP 1 @ 15:41:16.738			LAP 2 @ 15:43:38.855			LAP 3 @ 15:46:01.721			LAP 4 @ 15:48:24.527			LAP 5 @ 15:50:47.240		
NO	BEHIND	LAP TIME	NO	BEHIND	LAP TIME	NO	BEHIND	LAP TIME	NO	BEHIND	LAP TIME	NO	BEHIND	LAP TIME
43		2:29.263	36		D	72		2:22.634	72		2:22.806	72		2:22.713
36	0.052	D	72	0.232	2:22.228	36	0.187	D	36	0.182	D	36	0.188	D
72	0.121	2:29.384	43	0.643	2:22.760	43	0.419	2:22.642	43	0.380	2:22.767	43	1.674	2:24.007
23	0.843	2:30.106	23	1.322	2:22.596	23	1.246	2:22.790	175	1.017	2:22.100	23	2.295	2:23.366
15	1.163	2:30.426	15	1.472	2:22.426	175	1.723	2:22.718	23	1.642	2:23.202	15	2.733	2:23.603
175	1.617	2:30.880	175	1.871	2:22.371	15	2.247	2:23.641	15	1.843	2:22.402	88	2.858	2:23.392
63	2.194	2:31.457	88	3.278	2:23.099	88	2.450	2:22.038	88	2.179	2:22.535	175	2.992	2:24.688
88	2.296	2:31.559	63	3.559	2:23.482	63	3.045	2:22.352	63	2.573	2:22.334	63	3.493	2:23.633
83	2.623	2:31.886	83	3.871	2:23.365	94	3.674	2:22.291	94	3.147	2:22.279	94	3.658	2:23.224
94	3.141	2:32.404	94	4.249	2:23.225	83	3.941	2:22.936	83	3.706	2:22.571	83	5.381	2:24.388
107	3.714	2:32.977	107	4.772	2:23.175	107	4.690	2:22.784	107	4.411	2:22.527	107	5.619	2:23.921
68	6.004	2:35.267	68	8.566	2:24.679	68	11.379	2:25.679	68	13.844	2:25.271	68	16.795	2:25.664
99	7.016	2:36.279	99	10.294	2:25.395	99	12.004	2:24.576	99	14.055	2:24.857	99	19.195	2:27.853
77	8.422	2:37.685	6	12.978	2:26.523	6	14.129	2:24.017	6	15.984	2:24.661	6	19.362	2:26.091
18	8.455	2:37.718	20	14.015	2:26.980	20	15.111	2:23.962	20	16.966	2:24.661	105	19.379	2:24.968
6	8.572	2:37.835	67	14.693	2:27.039	105	16.468	2:23.534	105	17.124	2:23.462	20	19.953	2:25.700
20	9.152	2:38.415	77	15.491	2:29.186	67	16.529	2:24.702	67	19.344	2:25.621	67	21.300	2:24.669
67	9.771	2:39.034	105	15.800	2:27.680	5	17.840	2:24.138	5	20.847	2:25.813	5	24.733	2:26.599
5	10.061	2:39.324	5	16.568	2:28.624	77	18.609	2:25.984	77	20.877	2:25.074	56	24.916	2:25.010
105	10.237	2:39.500	56	16.777	2:28.417	56	18.740	2:24.829	56	22.619	2:26.685	77	25.023	2:26.859
56	10.477	2:39.740	16	16.852	2:28.319	16	19.419	2:25.433	16	23.108	2:26.495	10	25.769	D
16	10.650	2:39.913	69	17.202	2:28.526	10	20.397	D	10	23.764	D	69	26.608	2:25.094
69	10.793	2:40.056	10	17.504	D	69	21.416	2:27.080	69	24.227	2:25.617	16	31.199	2:30.804
10	11.100	D	18	22.928	2:36.590	18	26.486	2:26.424	18	28.318	2:24.638	18	31.539	2:25.934

Weather / Track : Bright / Dry

BRSCC Mazda MX-5 Championship - 1A

RACE 4 - LAP CHART

LAP 6 @ 15:53:09.392			LAP 7 @ 15:55:31.709			LAP 8 @ 15:57:53.472			LAP 9 @ 16:00:16.231		
NO	BEHIND	LAP TIME	NO	BEHIND	LAP TIME	NO	BEHIND	LAP TIME	NO	BEHIND	LAP TIME
72		2:22.152	72		2:22.317	36		D	36		D
36	0.197	D	36	0.177	D	72	0.337	2:22.100	43	0.275	2:22.499
43	1.146	2:21.624	43	0.577	2:21.748	43	0.535	2:21.721	72	0.606	2:23.028
23	2.130	2:21.987	23	2.440	2:22.627	63	3.639	2:22.438	23	6.741	2:25.583
15	2.676	2:22.095	15	2.825	2:22.466	23	3.917	2:23.240	63	6.941	2:26.061
88	3.468	2:22.762	63	2.964	2:21.635	15	4.251	2:23.189	15	7.111	2:25.619
63	3.646	2:22.305	88	4.249	2:23.098	88	4.428	2:21.942	94	7.257	2:25.297
94	4.150	2:22.644	94	4.528	2:22.695	94	4.719	2:21.954	88	8.042	2:26.373
175	6.557	2:25.717	175	6.603	2:22.363	107	8.044	2:23.015	107	8.257	2:22.972
107	6.885	2:23.418	107	6.792	2:22.224	175	8.602	2:23.762	175	8.641	2:22.798
83	7.174	2:23.945	83	8.132	2:23.275	83	9.498	2:23.129	83	9.994	2:23.255
68	20.146	2:25.503	68	24.203	2:26.374	68	27.848	2:25.408	68	30.826	2:25.737
99	22.144	2:25.101	99	25.985	2:26.158	99	29.788	2:25.566	105	31.977	2:24.799
6	22.748	2:25.538	105	26.124	2:25.246	105	29.937	2:25.576	67	32.181	2:24.623
20	23.017	2:25.216	20	27.421	2:26.721	67	30.317	2:24.429	99	32.193	2:25.164
105	23.195	2:25.968	6	27.535	2:27.104	6	30.836	2:25.064	6	32.887	2:24.810
67	23.620	2:24.472	67	27.651	2:26.348	20	31.000	2:25.342	20	33.949	2:25.708
5	29.466	2:26.885	10	34.399	D	10	37.584	D	10	39.487	D
10	30.248	D	69	35.435	2:27.365	56	40.088	2:26.071	56	42.419	2:25.090
77	30.358	2:27.487	5	35.560	2:28.411	16	41.233	2:26.073	16	42.561	2:24.087
69	30.387	2:25.931	56	35.780	2:26.847	69	42.945	2:29.273	77	44.755	2:24.447
56	31.250	2:28.486	77	35.787	2:27.746	77	43.067	2:29.043	69	46.515	2:26.329
18	33.998	2:24.611	18	36.253	2:24.572	5	52.352	2:38.555	5	1:05.866	2:36.273
16	34.716	2:25.669	16	36.923	2:24.524						

Weather / Track : Bright / Dry

BRSCC Mazda MX-5 Championship - 1A

RACE 4 - LAP ANALYSIS

DIFF = Difference To Personal Best Lap

P1 36 Samuel SMITH				
LAP	LAP TIME	DIFF	MPH	TIME OF DAY
1 -	D			
2 -	D			
3 -	D			
4 -	D			
5 -	D			
6 -	D			
7 -	D			
8 -	D			
9 -	D			

P2 43 Will BLACKWELL-CHAMBERS				
LAP	LAP TIME	DIFF	MPH	TIME OF DAY
1 -	2:29.263	7.639	71.60	15:41:16.738
2 -	2:22.760	1.136	74.86	15:43:39.498
3 -	2:22.642	1.018	74.92	15:46:02.140
4 -	2:22.767	1.143	74.86	15:48:24.907
5 -	2:24.007	2.383	74.21	15:50:48.914
6 -	2:21.624 (1)		75.46	15:53:10.538
7 -	2:21.748 (3)	0.124	75.40	15:55:32.286
8 -	2:21.721 (2)	0.097	75.41	15:57:54.007
9 -	2:22.499	0.875	75.00	16:00:16.506

P3 72 Joshua JACKSON				
LAP	LAP TIME	DIFF	MPH	TIME OF DAY
1 -	2:29.384	7.284	71.54	15:41:16.859
2 -	2:22.228 (3)	0.128	75.14	15:43:39.087
3 -	2:22.634	0.534	74.93	15:46:01.721
4 -	2:22.806	0.706	74.84	15:48:24.527
5 -	2:22.713	0.613	74.89	15:50:47.240
6 -	2:22.152 (2)	0.052	75.18	15:53:09.392
7 -	2:22.317	0.217	75.10	15:55:31.709
8 -	2:22.100 (1)		75.21	15:57:53.809
9 -	2:23.028	0.928	74.72	16:00:16.837

P4 23 Martin TOLLEY (M)				
LAP	LAP TIME	DIFF	MPH	TIME OF DAY
1 -	2:30.106	8.119	71.20	15:41:17.581
2 -	2:22.596 (2)	0.609	74.95	15:43:40.177
3 -	2:22.790	0.803	74.85	15:46:02.967
4 -	2:23.202	1.215	74.63	15:48:26.169
5 -	2:23.366	1.379	74.55	15:50:49.535
6 -	2:21.987 (1)		75.27	15:53:11.522
7 -	2:22.627 (3)	0.640	74.93	15:55:34.149
8 -	2:23.240	1.253	74.61	15:57:57.389
9 -	2:25.583	3.596	73.41	16:00:22.972

P5 63 Oliver ALLWOOD				
LAP	LAP TIME	DIFF	MPH	TIME OF DAY
1 -	2:31.457	9.822	70.56	15:41:18.932
2 -	2:23.482	1.847	74.49	15:43:42.414
3 -	2:22.352	0.717	75.08	15:46:04.766
4 -	2:22.334 (3)	0.699	75.09	15:48:27.100
5 -	2:23.633	1.998	74.41	15:50:50.733
6 -	2:22.305 (2)	0.670	75.10	15:53:13.038
7 -	2:21.635 (1)		75.46	15:55:34.673
8 -	2:22.438	0.803	75.03	15:57:57.111
9 -	2:26.061	4.426	73.17	16:00:23.172

DIFF = Difference To Personal Best Lap

P6 15 John LANGRIDGE				
LAP	LAP TIME	DIFF	MPH	TIME OF DAY
1 -	2:30.426	8.331	71.05	15:41:17.901
2 -	2:22.426 (3)	0.331	75.04	15:43:40.327
3 -	2:23.641	1.546	74.40	15:46:03.968
4 -	2:22.402 (2)	0.307	75.05	15:48:26.370
5 -	2:23.603	1.508	74.42	15:50:49.973
6 -	2:22.095 (1)		75.21	15:53:12.068
7 -	2:22.466	0.371	75.02	15:55:34.534
8 -	2:23.189	1.094	74.64	15:57:57.723
9 -	2:25.619	3.524	73.39	16:00:23.342

P7 94 Charlie BURGE				
LAP	LAP TIME	DIFF	MPH	TIME OF DAY
1 -	2:32.404	10.450	70.12	15:41:19.879
2 -	2:23.225	1.271	74.62	15:43:43.104
3 -	2:22.291 (3)	0.337	75.11	15:46:05.395
4 -	2:22.279 (2)	0.325	75.12	15:48:27.674
5 -	2:23.224	1.270	74.62	15:50:50.898
6 -	2:22.644	0.690	74.92	15:53:13.542
7 -	2:22.695	0.741	74.90	15:55:36.237
8 -	2:21.954 (1)		75.29	15:57:58.191
9 -	2:25.297	3.343	73.56	16:00:23.488

P8 88 Stuart SYMONDS				
LAP	LAP TIME	DIFF	MPH	TIME OF DAY
1 -	2:31.559	9.617	70.52	15:41:19.034
2 -	2:23.099	1.157	74.69	15:43:42.133
3 -	2:22.038 (2)	0.096	75.24	15:46:04.171
4 -	2:22.535 (3)	0.593	74.98	15:48:26.706
5 -	2:23.392	1.450	74.53	15:50:50.098
6 -	2:22.762	0.820	74.86	15:53:12.860
7 -	2:23.098	1.156	74.69	15:55:35.958
8 -	2:21.942 (1)		75.29	15:57:57.900
9 -	2:26.373	4.431	73.01	16:00:24.273

P9 107 Sam BAILEY				
LAP	LAP TIME	DIFF	MPH	TIME OF DAY
1 -	2:32.977	10.753	69.86	15:41:20.452
2 -	2:23.175	0.951	74.65	15:43:43.627
3 -	2:22.784 (3)	0.560	74.85	15:46:06.411
4 -	2:22.527 (2)	0.303	74.98	15:48:28.938
5 -	2:23.921	1.697	74.26	15:50:52.859
6 -	2:23.418	1.194	74.52	15:53:16.277
7 -	2:22.224 (1)		75.14	15:55:38.501
8 -	2:23.015	0.791	74.73	15:58:01.516
9 -	2:22.972	0.748	74.75	16:00:24.488

P10 175 Patrick LAY				
LAP	LAP TIME	DIFF	MPH	TIME OF DAY
1 -	2:30.880	8.780	70.83	15:41:18.355
2 -	2:22.371 (3)	0.271	75.07	15:43:40.726
3 -	2:22.718	0.618	74.88	15:46:03.444
4 -	2:22.100 (1)		75.21	15:48:25.544
5 -	2:24.688	2.588	73.86	15:50:50.232
6 -	2:25.717	3.617	73.34	15:53:15.949
7 -	2:22.363 (2)	0.263	75.07	15:55:38.312
8 -	2:23.762	1.662	74.34	15:58:02.074
9 -	2:22.798	0.698	74.84	16:00:24.872

Weather / Track : Bright / Dry

Snetterton 300
Circuit Length = 2.9689 miles
Start: 15:38 Flag 15:58 End: 16:01

BRSCC Mazda MX-5 Championship - 1A

RACE 4 - LAP ANALYSIS

DIFF = Difference To Personal Best Lap

P11 83 Brian TROTT				
LAP	LAP TIME	DIFF	MPH	TIME OF DAY
1 -	2:31.886	9.315	70.36	15:41:19.361
2 -	2:23.365	0.794	74.55	15:43:42.726
3 -	2:22.936 (2)	0.365	74.77	15:46:05.662
4 -	2:22.571 (1)		74.96	15:48:28.233
5 -	2:24.388	1.817	74.02	15:50:52.621
6 -	2:23.945	1.374	74.25	15:53:16.566
7 -	2:23.275	0.704	74.59	15:55:39.841
8 -	2:23.129 (3)	0.558	74.67	15:58:02.970
9 -	2:23.255	0.684	74.60	16:00:26.225

P12 68 Paul TUCKER (M)				
LAP	LAP TIME	DIFF	MPH	TIME OF DAY
1 -	2:35.267	10.588	68.83	15:41:22.742
2 -	2:24.679 (1)		73.87	15:43:47.421
3 -	2:25.679	1.000	73.36	15:46:13.100
4 -	2:25.271 (2)	0.592	73.57	15:48:38.371
5 -	2:25.664	0.985	73.37	15:51:04.035
6 -	2:25.503	0.824	73.45	15:53:29.538
7 -	2:26.374	1.695	73.01	15:55:55.912
8 -	2:25.408 (3)	0.729	73.50	15:58:21.320
9 -	2:25.737	1.058	73.33	16:00:47.057

P13 105 Roger CHESNEAU				
LAP	LAP TIME	DIFF	MPH	TIME OF DAY
1 -	2:39.500	16.038	67.00	15:41:26.975
2 -	2:27.680	4.218	72.37	15:43:54.655
3 -	2:23.534 (2)	0.072	74.46	15:46:18.189
4 -	2:23.462 (1)		74.50	15:48:41.651
5 -	2:24.968	1.506	73.72	15:51:06.619
6 -	2:25.968	2.506	73.22	15:53:32.587
7 -	2:25.246	1.784	73.58	15:55:57.833
8 -	2:25.576	2.114	73.41	15:58:23.409
9 -	2:24.799 (3)	1.337	73.81	16:00:48.208

P14 67 Simon ORANGE (M)				
LAP	LAP TIME	DIFF	MPH	TIME OF DAY
1 -	2:39.034	14.605	67.20	15:41:26.509
2 -	2:27.039	2.610	72.68	15:43:53.548
3 -	2:24.702	0.273	73.86	15:46:18.250
4 -	2:25.621	1.192	73.39	15:48:43.871
5 -	2:24.669	0.240	73.87	15:51:08.540
6 -	2:24.472 (2)	0.043	73.98	15:53:33.012
7 -	2:26.348	1.919	73.03	15:55:59.360
8 -	2:24.429 (1)		74.00	15:58:23.789
9 -	2:24.623 (3)	0.194	73.90	16:00:48.412

P15 99 Patrick COLLINS (M)				
LAP	LAP TIME	DIFF	MPH	TIME OF DAY
1 -	2:36.279	11.703	68.39	15:41:23.754
2 -	2:25.395	0.819	73.51	15:43:49.149
3 -	2:24.576 (1)		73.92	15:46:13.725
4 -	2:24.857 (2)	0.281	73.78	15:48:38.582
5 -	2:27.853	3.277	72.28	15:51:06.435
6 -	2:25.101 (3)	0.525	73.65	15:53:31.536
7 -	2:26.158	1.582	73.12	15:55:57.694
8 -	2:25.566	0.990	73.42	15:58:23.260
9 -	2:25.164	0.588	73.62	16:00:48.424

DIFF = Difference To Personal Best Lap

P16 6 Jack WARRY				
LAP	LAP TIME	DIFF	MPH	TIME OF DAY
1 -	2:37.835	13.818	67.71	15:41:25.310
2 -	2:26.523	2.506	72.94	15:43:51.833
3 -	2:24.017 (1)		74.21	15:46:15.850
4 -	2:24.661 (2)	0.644	73.88	15:48:40.511
5 -	2:26.091	2.074	73.16	15:51:06.602
6 -	2:25.538	1.521	73.43	15:53:32.140
7 -	2:27.104	3.087	72.65	15:55:59.244
8 -	2:25.064	1.047	73.67	15:58:24.308
9 -	2:24.810 (3)	0.793	73.80	16:00:49.118

P17 20 Paul MAGUIRE				
LAP	LAP TIME	DIFF	MPH	TIME OF DAY
1 -	2:38.415	14.453	67.46	15:41:25.890
2 -	2:26.980	3.018	72.71	15:43:52.870
3 -	2:23.962 (1)		74.24	15:46:16.832
4 -	2:24.661 (2)	0.699	73.88	15:48:41.493
5 -	2:25.700	1.738	73.35	15:51:07.193
6 -	2:25.216 (3)	1.254	73.60	15:53:32.409
7 -	2:26.721	2.759	72.84	15:55:59.130
8 -	2:25.342	1.380	73.53	15:58:24.472
9 -	2:25.708	1.746	73.35	16:00:50.180

P18 10 Teddy CLARK				
LAP	LAP TIME	DIFF	MPH	TIME OF DAY
1 -			D	
2 -			D	
3 -			D	
4 -			D	
5 -			D	
6 -			D	
7 -			D	
8 -			D	
9 -			D	

P19 56 Max NORFOLK				
LAP	LAP TIME	DIFF	MPH	TIME OF DAY
1 -	2:39.740	14.911	66.90	15:41:27.215
2 -	2:28.417	3.588	72.01	15:43:55.632
3 -	2:24.829 (1)		73.79	15:46:20.461
4 -	2:26.685	1.856	72.86	15:48:47.146
5 -	2:25.010 (2)	0.181	73.70	15:51:12.156
6 -	2:28.486	3.657	71.98	15:53:40.642
7 -	2:26.847	2.018	72.78	15:56:07.489
8 -	2:26.071	1.242	73.17	15:58:33.560
9 -	2:25.090 (3)	0.261	73.66	16:00:58.650

P20 16 Matt PICKFORD (M)				
LAP	LAP TIME	DIFF	MPH	TIME OF DAY
1 -	2:39.913	15.826	66.83	15:41:27.388
2 -	2:28.319	4.232	72.06	15:43:55.707
3 -	2:25.433 (3)	1.346	73.49	15:46:21.140
4 -	2:26.495	2.408	72.95	15:48:47.635
5 -	2:30.804	6.717	70.87	15:51:18.439
6 -	2:25.669	1.582	73.37	15:53:44.108
7 -	2:24.524 (2)	0.437	73.95	15:56:08.632
8 -	2:26.073	1.986	73.16	15:58:34.705
9 -	2:24.087 (1)		74.17	16:00:58.792

Weather / Track : Bright / Dry

Snetterton 300
Circuit Length = 2.9689 miles
Start: 15:38 Flag 15:58 End: 16:01

BRSCC Mazda MX-5 Championship - 1A

RACE 4 - LAP ANALYSIS

DIFF = Difference To Personal Best Lap

P21 77 Stephen FODEN				
LAP	LAP TIME	DIFF	MPH	TIME OF DAY
1 -	2:37.685	13.238	67.78	15:41:25.160
2 -	2:29.186	4.739	71.64	15:43:54.346
3 -	2:25.984 (3)	1.537	73.21	15:46:20.330
4 -	2:25.074 (2)	0.627	73.67	15:48:45.404
5 -	2:26.859	2.412	72.77	15:51:12.263
6 -	2:27.487	3.040	72.46	15:53:39.750
7 -	2:27.746	3.299	72.34	15:56:07.496
8 -	2:29.043	4.596	71.71	15:58:36.539
9 -	2:24.447 (1)		73.99	16:01:00.986

P22 69 Sam GENDY				
LAP	LAP TIME	DIFF	MPH	TIME OF DAY
1 -	2:40.056	14.962	66.77	15:41:27.531
2 -	2:28.526	3.432	71.96	15:43:56.057
3 -	2:27.080	1.986	72.66	15:46:23.137
4 -	2:25.617 (2)	0.523	73.39	15:48:48.754
5 -	2:25.094 (1)		73.66	15:51:13.848
6 -	2:25.931 (3)	0.837	73.24	15:53:39.779
7 -	2:27.365	2.271	72.52	15:56:07.144
8 -	2:29.273	4.179	71.60	15:58:36.417
9 -	2:26.329	1.235	73.04	16:01:02.746

P23 5 Richard COLLINS (M)				
LAP	LAP TIME	DIFF	MPH	TIME OF DAY
1 -	2:39.324	15.186	67.08	15:41:26.799
2 -	2:28.624	4.486	71.91	15:43:55.423
3 -	2:24.138 (1)		74.15	15:46:19.561
4 -	2:25.813 (2)	1.675	73.29	15:48:45.374
5 -	2:26.599 (3)	2.461	72.90	15:51:11.973
6 -	2:26.885	2.747	72.76	15:53:38.858
7 -	2:28.411	4.273	72.01	15:56:07.269
8 -	2:38.555	14.417	67.40	15:58:45.824
9 -	2:36.273	12.135	68.39	16:01:22.097

P24 18 Clive POWLES (M)				
LAP	LAP TIME	DIFF	MPH	TIME OF DAY
1 -	2:37.718	13.146	67.76	15:41:25.193
2 -	2:36.590	12.018	68.25	15:44:01.783
3 -	2:26.424	1.852	72.99	15:46:28.207
4 -	2:24.638 (3)	0.066	73.89	15:48:52.845
5 -	2:25.934	1.362	73.23	15:51:18.779
6 -	2:24.611 (2)	0.039	73.90	15:53:43.390
7 -	2:24.572 (1)		73.92	15:56:07.962

BRSCC Mazda MX-5 Championship - 1B

RACE 2 - CLASSIFICATION - AMENDED

POS	NO	NAME	ENTRY	LAPS	TIME	GAP	DIFF	MPH	BEST	ON
1	41	Kevin BRENT (M)	Mazda MX-5	9	22:14.872			72.06	2:25.975	3
2	261	Jack RAWLES	Mazda MX-5	9	22:14.891	0.019	0.019	72.06	2:26.060	6
3	29	Adam CRAIG	Mazda MX-5	9	22:15.317	0.445	0.426	72.03	2:25.821	3
4	80	Anthony HUTCHINS (M)	Mazda MX-5	9	22:27.897	13.025	12.580	71.36	2:27.243	2
5	74	Clive CHISNALL (M)	Mazda MX-5	9	22:29.241	14.369	1.344	71.29	2:27.559	3
6	19	Oliver ROBINSON (M)	Mazda MX-5	9	22:29.753	14.881	0.512	71.26	2:27.290	3
7	17	Russ LINDSAY (M)	Mazda MX-5	9	22:30.074	15.202	0.321	71.24	2:27.365	2
8	101	Simon WOODS (M)	Mazda MX-5	9	22:33.652	18.780	3.578	71.06	2:27.603	6
9	24	Paul STEPHENS	Mazda MX-5	9	22:43.478	28.606	9.826	70.54	2:27.424	5
10	7	Adrian BURGE (M)	Mazda MX-5	9	22:43.866	28.994	0.388	70.52	2:26.966	5
11	31*	Bryn GRIFFITHS	Mazda MX-5	9	22:45.114	30.242	1.248	70.46	2:28.607	5
12	132	Jason TAYLOR	Mazda MX-5	9	22:45.211	30.339	0.097	70.45	2:28.383	7
13	26	Charlie RAWLES	Mazda MX-5	9	22:58.906	44.034	13.695	69.76	2:27.318	6
14	90	Andrew BARRETT (M)	Mazda MX-5	9	23:00.782	45.910	1.876	69.66	2:29.876	6
15	44	Bill TAYLOR	Mazda MX-5	9	23:01.383	46.511	0.601	69.63	2:28.528	6
16	66	Nick RILEY (M)	Mazda MX-5	9	23:08.441	53.569	7.058	69.28	2:28.832	6
17	146	Luke ALEN-BUCKLEY	Mazda MX-5	9	23:09.666	54.794	1.225	69.21	2:29.932	3
18	32	Sam MOORES	Mazda MX5 Mk1	9	23:10.427	55.555	0.761	69.18	2:29.409	5
19	22*	Andy SHOVEL	Mazda MX5 Mk1	9	23:18.859	1:03.987	8.432	68.76	2:28.794	7
20	64	Sam RILEY	Mazda MX-5	9	23:21.625	1:06.753	2.766	68.62	2:30.904	4
21	39	Bruce ROBINSON	Mazda MX-5	9	23:42.920	1:28.048	21.295	67.60	2:34.908	6
22	53	Jonathan FIELDSEND (M)	Mazda MX-5	9	23:43.463	1:28.591	0.543	67.57	2:32.858	6
23	119	Russell JONES	Mazda MX-5	9	26:09.772	3:54.899	2:26.308	61.27	2:41.721	5

NOT CLASSIFIED

DNF	25	Ivan LEARY (M)	Mazda MX-5	7	17:36.386	2 Laps	2 Laps	70.82	2:28.597	7
-----	----	----------------	------------	---	-----------	--------	--------	-------	-----------------	---

FASTEST LAP

	29	Adam CRAIG	Mazda MX-5	3	2:25.821			73.29 mph	117.95 kph	
--	----	------------	------------	---	----------	--	--	-----------	------------	--

Car 22 and 31 - 5 second penalty applied for exceeding track limits ref MSA reg Q14.4.2

Weather / Track : Bright / Dry

These results are provisional until the conclusion of any judicial and technical matters.

Snetterton 300

Circuit Length = 2.9689 miles

Start: 14:27 Flag 14:49 End: 14:53

Clerk Of Course :		Timekeeper :	
-------------------	--	--------------	--

BRSCC Mazda MX-5 Championship - 1B

RACE 2 - LAP CHART

LAP 1 @ 14:30:00.444			LAP 2 @ 14:32:27.043			LAP 3 @ 14:34:53.124			LAP 4 @ 14:37:19.361			LAP 5 @ 14:39:46.221		
NO	BEHIND	LAP TIME	NO	BEHIND	LAP TIME	NO	BEHIND	LAP TIME	NO	BEHIND	LAP TIME	NO	BEHIND	LAP TIME
29		2:33.849	261		2:26.479	261		2:26.081	261		2:26.237	29		2:26.220
261	0.120	2:33.969	41	0.239	2:26.486	41	0.133	2:25.975	41	0.135	2:26.239	41	0.106	2:26.831
41	0.352	2:34.201	29	0.781	2:27.380	29	0.521	2:25.821	29	0.640	2:26.356	261	0.652	2:27.512
19	1.962	2:35.811	19	2.826	2:27.463	19	4.035	2:27.290	19	6.455	2:28.657	19	7.634	2:28.039
17	2.337	2:36.186	17	3.103	2:27.365	80	5.452	2:28.078	80	6.713	2:27.498	80	8.811	2:28.958
80	2.811	2:36.660	80	3.455	2:27.243	17	6.447	2:29.425	17	8.454	2:28.244	17	9.554	2:27.960
74	3.717	2:37.566	74	5.142	2:28.024	74	6.620	2:27.559	74	8.612	2:28.229	74	9.680	2:27.928
25	4.023	2:37.872	101	8.214	2:30.162	25	12.524	2:29.903	25	15.493	2:29.206	25	17.662	2:29.029
101	4.651	2:38.500	25	8.702	2:31.278	101	12.800	2:30.667	101	15.616	2:29.053	101	17.805	2:29.049
31	5.048	2:38.897	31	9.036	2:30.587	31	12.939	2:29.984	31	16.309	2:29.607	31	18.056	2:28.607
90	7.615	2:41.464	44	10.087	2:29.052	132	15.843	2:29.315	24	18.587	2:28.817	24	19.151	2:27.424
44	7.634	2:41.483	132	12.609	2:29.628	24	16.007	2:28.462	132	19.534	2:29.928	7	19.779	2:26.966
132	9.580	2:43.429	90	13.426	2:32.410	7	16.973	2:28.689	7	19.673	2:28.937	132	21.670	2:28.996
26	9.878	2:43.727	24	13.626	2:30.195	90	18.985	2:31.640	90	24.931	2:32.183	90	29.650	2:31.579
24	10.030	2:43.879	7	14.365	2:29.763	66	22.250	2:32.760	66	26.291	2:30.278	26	30.350	2:29.590
66	10.449	2:44.298	26	14.393	2:31.114	64	22.803	2:32.354	64	27.470	2:30.904	66	31.702	2:32.271
22	10.623	2:44.472	66	15.571	2:31.721	26	23.486	2:35.174	26	27.620	2:30.371	64	32.706	2:32.096
7	11.201	2:45.050	64	16.530	2:31.066	22	24.236	2:32.623	22	27.875	2:29.876	22	32.774	2:31.759
64	12.063	2:45.912	22	17.694	2:33.670	146	24.547	2:29.932	32	30.647	2:31.057	32	33.196	2:29.409
39	14.386	2:48.235	146	20.696	2:32.182	44	25.755	2:41.749	146	30.978	2:32.668	44	34.202	2:29.582
146	15.113	2:48.962	32	21.584	2:31.233	32	25.827	2:30.324	44	31.480	2:31.962	146	35.450	2:31.332
32	16.950	2:50.799	39	23.244	2:35.457	53	31.579	2:33.771	53	38.482	2:33.140	53	45.633	2:34.011
53	17.587	2:51.436	53	23.889	2:32.901	39	33.008	2:35.845	39	41.698	2:34.927	39	49.803	2:34.965
119	20.024	2:53.873	119	35.681	2:42.256	119	54.565	2:44.965	119	1:11.810	2:43.482	119	1:26.671	2:41.721

Weather / Track : Bright / Dry

BRSCC Mazda MX-5 Championship - 1B

RACE 2 - LAP CHART

LAP 6 @ 14:42:12.620			LAP 7 @ 14:44:41.431			LAP 8 @ 14:47:09.358			LAP 9 @ 14:49:41.467		
NO	BEHIND	LAP TIME	NO	BEHIND	LAP TIME	NO	BEHIND	LAP TIME	NO	BEHIND	LAP TIME
41		2:26.293	261		2:28.498	261		2:27.927	41		2:31.461
29	0.212	2:26.611	41	0.241	2:29.052	29	0.523	2:27.597	261	0.019	2:32.128
261	0.313	2:26.060	29	0.853	2:29.452	41	0.648	2:28.334	29	0.445	2:32.031
80	9.896	2:27.484	80	10.463	2:29.378	80	11.850	2:29.314	80	13.025	2:33.284
19	9.963	2:28.728	19	11.505	2:30.353	19	12.808	2:29.230	74	14.369	2:33.114
17	10.715	2:27.560	17	11.910	2:30.006	17	13.044	2:29.061	19	14.881	2:34.182
74	11.149	2:27.868	74	12.314	2:29.976	74	13.364	2:28.977	17	15.202	2:34.267
101	19.009	2:27.603	101	18.902	2:28.704	101	19.200	2:28.225	101	18.780	2:31.689
24	21.495	2:28.743	25	21.550	2:28.597	31	24.620	2:30.861	31	25.242	2:32.731
31	21.756	2:30.099	31	21.686	2:28.741	24	25.292	2:30.516	24	28.606	2:35.423
25	21.764	2:30.501	24	22.703	2:30.019	132	27.624	2:31.723	7	28.994	2:33.210
7	22.106	2:28.726	7	23.769	2:30.474	7	27.893	2:32.051	132	30.339	2:34.824
132	24.256	2:28.985	132	23.828	2:28.383	26	36.530	2:32.229	26	44.034	2:39.613
26	31.269	2:27.318	26	32.228	2:29.770	66	42.546	2:33.326	90	45.910	2:35.166
90	33.127	2:29.876	90	36.223	2:31.907	22	42.718	2:32.817	44	46.511	2:35.623
66	34.135	2:28.832	44	37.056	2:29.536	90	42.853	2:34.557	66	53.569	2:43.132
44	36.331	2:28.528	66	37.147	2:31.823	44	42.997	2:33.868	146	54.794	2:37.874
64	37.447	2:31.140	22	37.828	2:28.794	146	49.029	2:32.308	32	55.555	2:38.185
22	37.845	2:31.470	32	40.837	2:30.491	32	49.479	2:36.569	22	58.987	2:48.378
32	39.157	2:32.360	64	43.507	2:34.871	64	55.886	2:40.306	64	1:06.753	2:42.976
146	40.093	2:31.042	146	44.648	2:33.366	39	1:15.669	2:38.427	39	1:28.048	2:44.488
53	52.092	2:32.858	53	1:03.185	2:39.904	53	1:15.977	2:40.719	53	1:28.591	2:44.723
39	58.312	2:34.908	39	1:05.169	2:35.668	119	2:15.419	2:47.231	119	3:54.899	4:11.589 P
119	1:42.322	2:42.050	119	1:56.115	2:42.604						

Weather / Track : Bright / Dry

BRSCC Mazda MX-5 Championship - 1B

RACE 2 - LAP ANALYSIS

DIFF = Difference To Personal Best Lap

P1 41 Kevin BRENT (M)				
LAP	LAP TIME	DIFF	MPH	TIME OF DAY
1 -	2:34.201	8.226	69.31	14:30:00.796
2 -	2:26.486	0.511	72.96	14:32:27.282
3 -	2:25.975 (1)		73.21	14:34:53.257
4 -	2:26.239 (2)	0.264	73.08	14:37:19.496
5 -	2:26.831	0.856	72.79	14:39:46.327
6 -	2:26.293 (3)	0.318	73.05	14:42:12.620
7 -	2:29.052	3.077	71.70	14:44:41.672
8 -	2:28.334	2.359	72.05	14:47:10.006
9 -	2:31.461	5.486	70.56	14:49:41.467

P2 261 Jack RAWLES				
LAP	LAP TIME	DIFF	MPH	TIME OF DAY
1 -	2:33.969	7.909	69.41	14:30:00.564
2 -	2:26.479	0.419	72.96	14:32:27.043
3 -	2:26.081 (2)	0.021	73.16	14:34:53.124
4 -	2:26.237 (3)	0.177	73.08	14:37:19.361
5 -	2:27.512	1.452	72.45	14:39:46.873
6 -	2:26.060 (1)		73.17	14:42:12.933
7 -	2:28.498	2.438	71.97	14:44:41.431
8 -	2:27.927	1.867	72.25	14:47:09.358
9 -	2:32.128	6.068	70.25	14:49:41.486

P3 29 Adam CRAIG				
LAP	LAP TIME	DIFF	MPH	TIME OF DAY
1 -	2:33.849	8.028	69.47	14:30:00.444
2 -	2:27.380	1.559	72.52	14:32:27.824
3 -	2:25.821 (1)		73.29	14:34:53.645
4 -	2:26.356 (3)	0.535	73.02	14:37:20.001
5 -	2:26.220 (2)	0.399	73.09	14:39:46.221
6 -	2:26.611	0.790	72.90	14:42:12.832
7 -	2:29.452	3.631	71.51	14:44:42.284
8 -	2:27.597	1.776	72.41	14:47:09.881
9 -	2:32.031	6.210	70.30	14:49:41.912

P4 80 Anthony HUTCHINS (M)				
LAP	LAP TIME	DIFF	MPH	TIME OF DAY
1 -	2:36.660	9.417	68.22	14:30:03.255
2 -	2:27.243 (1)		72.58	14:32:30.498
3 -	2:28.078	0.835	72.17	14:34:58.576
4 -	2:27.498 (3)	0.255	72.46	14:37:26.074
5 -	2:28.958	1.715	71.75	14:39:55.032
6 -	2:27.484 (2)	0.241	72.46	14:42:22.516
7 -	2:29.378	2.135	71.55	14:44:51.894
8 -	2:29.314	2.071	71.58	14:47:21.208
9 -	2:33.284	6.041	69.72	14:49:54.492

P5 74 Clive CHISNALL (M)				
LAP	LAP TIME	DIFF	MPH	TIME OF DAY
1 -	2:37.566	10.007	67.83	14:30:04.161
2 -	2:28.024	0.465	72.20	14:32:32.185
3 -	2:27.559 (1)		72.43	14:34:59.744
4 -	2:28.229	0.670	72.10	14:37:27.973
5 -	2:27.928 (3)	0.369	72.25	14:39:55.901
6 -	2:27.868 (2)	0.309	72.28	14:42:23.769
7 -	2:29.976	2.417	71.26	14:44:53.745
8 -	2:28.977	1.418	71.74	14:47:22.722
9 -	2:33.114	5.555	69.80	14:49:55.836

DIFF = Difference To Personal Best Lap

P6 19 Oliver ROBINSON (M)				
LAP	LAP TIME	DIFF	MPH	TIME OF DAY
1 -	2:35.811	8.521	68.59	14:30:02.406
2 -	2:27.463 (2)	0.173	72.47	14:32:29.869
3 -	2:27.290 (1)		72.56	14:34:57.159
4 -	2:28.657	1.367	71.89	14:37:25.816
5 -	2:28.039 (3)	0.749	72.19	14:39:53.855
6 -	2:28.728	1.438	71.86	14:42:22.583
7 -	2:30.353	3.063	71.08	14:44:52.936
8 -	2:29.230	1.940	71.62	14:47:22.166
9 -	2:34.182	6.892	69.32	14:49:56.348

P7 17 Russ LINDSAY (M)				
LAP	LAP TIME	DIFF	MPH	TIME OF DAY
1 -	2:36.186	8.821	68.43	14:30:02.781
2 -	2:27.365 (1)		72.52	14:32:30.146
3 -	2:29.425	2.060	71.52	14:34:59.571
4 -	2:28.244	0.879	72.09	14:37:27.815
5 -	2:27.960 (3)	0.595	72.23	14:39:55.775
6 -	2:27.560 (2)	0.195	72.43	14:42:23.335
7 -	2:30.006	2.641	71.25	14:44:53.341
8 -	2:29.061	1.696	71.70	14:47:22.402
9 -	2:34.267	6.902	69.28	14:49:56.669

P8 101 Simon WOODS (M)				
LAP	LAP TIME	DIFF	MPH	TIME OF DAY
1 -	2:38.500	10.897	67.43	14:30:05.095
2 -	2:30.162	2.559	71.17	14:32:35.257
3 -	2:30.667	3.064	70.93	14:35:05.924
4 -	2:29.053	1.450	71.70	14:37:34.977
5 -	2:29.049	1.446	71.70	14:40:04.026
6 -	2:27.603 (1)		72.41	14:42:31.629
7 -	2:28.704 (3)	1.101	71.87	14:45:00.333
8 -	2:28.225 (2)	0.622	72.10	14:47:28.558
9 -	2:31.689	4.086	70.46	14:50:00.247

P9 31 Bryn GRIFFITHS				
LAP	LAP TIME	DIFF	MPH	TIME OF DAY
1 -	2:38.897	10.290	67.26	14:30:05.492
2 -	2:30.587	1.980	70.97	14:32:36.079
3 -	2:29.984	1.377	71.26	14:35:06.063
4 -	2:29.607 (3)	1.000	71.44	14:37:35.670
5 -	2:28.607 (1)		71.92	14:40:04.277
6 -	2:30.099	1.492	71.20	14:42:34.376
7 -	2:28.741 (2)	0.134	71.85	14:45:03.117
8 -	2:30.861	2.254	70.84	14:47:33.978
9 -	2:32.731	4.124	69.97	14:50:06.709

P10 24 Paul STEPHENS				
LAP	LAP TIME	DIFF	MPH	TIME OF DAY
1 -	2:43.879	16.455	65.21	14:30:10.474
2 -	2:30.195	2.771	71.16	14:32:40.669
3 -	2:28.462 (2)	1.038	71.99	14:35:09.131
4 -	2:28.817	1.393	71.82	14:37:37.948
5 -	2:27.424 (1)		72.49	14:40:05.372
6 -	2:28.743 (3)	1.319	71.85	14:42:34.115
7 -	2:30.019	2.595	71.24	14:45:04.134
8 -	2:30.516	3.092	71.00	14:47:34.650
9 -	2:35.423	7.999	68.76	14:50:10.073

Weather / Track : Bright / Dry

Snetterton 300
Circuit Length = 2.9689 miles
Start: 14:27 Flag 14:49 End: 14:53

BRSCC Mazda MX-5 Championship - 1B

RACE 2 - LAP ANALYSIS

DIFF = Difference To Personal Best Lap

P11 7 Adrian BURGE (M)				
LAP	LAP TIME	DIFF	MPH	TIME OF DAY
1 -	2:45.050	18.084	64.75	14:30:11.645
2 -	2:29.763	2.797	71.36	14:32:41.408
3 -	2:28.689 (2)	1.723	71.88	14:35:10.097
4 -	2:28.937	1.971	71.76	14:37:39.034
5 -	2:26.966 (1)		72.72	14:40:06.000
6 -	2:28.726 (3)	1.760	71.86	14:42:34.726
7 -	2:30.474	3.508	71.02	14:45:05.200
8 -	2:32.051	5.085	70.29	14:47:37.251
9 -	2:33.210	6.244	69.76	14:50:10.461

P12 132 Jason TAYLOR				
LAP	LAP TIME	DIFF	MPH	TIME OF DAY
1 -	2:43.429	15.046	65.39	14:30:10.024
2 -	2:29.628	1.245	71.43	14:32:39.652
3 -	2:29.315	0.932	71.58	14:35:08.967
4 -	2:29.928	1.545	71.28	14:37:38.895
5 -	2:28.996 (3)	0.613	71.73	14:40:07.891
6 -	2:28.985 (2)	0.602	71.73	14:42:36.876
7 -	2:28.383 (1)		72.03	14:45:05.259
8 -	2:31.723	3.340	70.44	14:47:36.982
9 -	2:34.824	6.441	69.03	14:50:11.806

P13 26 Charlie RAWLES				
LAP	LAP TIME	DIFF	MPH	TIME OF DAY
1 -	2:43.727	16.409	65.27	14:30:10.322
2 -	2:31.114	3.796	70.72	14:32:41.436
3 -	2:35.174	7.856	68.87	14:35:16.610
4 -	2:30.371	3.053	71.07	14:37:46.981
5 -	2:29.590 (2)	2.272	71.44	14:40:16.571
6 -	2:27.318 (1)		72.55	14:42:43.889
7 -	2:29.770 (3)	2.452	71.36	14:45:13.659
8 -	2:32.229	4.911	70.21	14:47:45.888
9 -	2:39.613	12.295	66.96	14:50:25.501

P14 90 Andrew BARRETT (M)				
LAP	LAP TIME	DIFF	MPH	TIME OF DAY
1 -	2:41.464	11.588	66.19	14:30:08.059
2 -	2:32.410	2.534	70.12	14:32:40.469
3 -	2:31.640 (3)	1.764	70.48	14:35:12.109
4 -	2:32.183	2.307	70.23	14:37:44.292
5 -	2:31.579 (2)	1.703	70.51	14:40:15.871
6 -	2:29.876 (1)		71.31	14:42:45.747
7 -	2:31.907	2.031	70.35	14:45:17.654
8 -	2:34.557	4.681	69.15	14:47:52.211
9 -	2:35.166	5.290	68.88	14:50:27.377

P15 44 Bill TAYLOR				
LAP	LAP TIME	DIFF	MPH	TIME OF DAY
1 -	2:41.483	12.955	66.18	14:30:08.078
2 -	2:29.052 (2)	0.524	71.70	14:32:37.130
3 -	2:41.749	13.221	66.07	14:35:18.879
4 -	2:31.962	3.434	70.33	14:37:50.841
5 -	2:29.582	1.054	71.45	14:40:20.423
6 -	2:28.528 (1)		71.96	14:42:48.951
7 -	2:29.536 (3)	1.008	71.47	14:45:18.487
8 -	2:33.868	5.340	69.46	14:47:52.355
9 -	2:35.623	7.095	68.67	14:50:27.978

DIFF = Difference To Personal Best Lap

P16 66 Nick RILEY (M)				
LAP	LAP TIME	DIFF	MPH	TIME OF DAY
1 -	2:44.298	15.466	65.05	14:30:10.893
2 -	2:31.721 (3)	2.889	70.44	14:32:42.614
3 -	2:32.760	3.928	69.96	14:35:15.374
4 -	2:30.278 (2)	1.446	71.12	14:37:45.652
5 -	2:32.271	3.439	70.19	14:40:17.923
6 -	2:28.832 (1)		71.81	14:42:46.755
7 -	2:31.823	2.991	70.39	14:45:18.578
8 -	2:33.326	4.494	69.70	14:47:51.904
9 -	2:43.132	14.300	65.51	14:50:35.036

P17 146 Luke ALLEN-BUCKLEY				
LAP	LAP TIME	DIFF	MPH	TIME OF DAY
1 -	2:48.962	19.030	63.25	14:30:15.557
2 -	2:32.182	2.250	70.23	14:32:47.739
3 -	2:29.932 (1)		71.28	14:35:17.671
4 -	2:32.668	2.736	70.00	14:37:50.339
5 -	2:31.332 (3)	1.400	70.62	14:40:21.671
6 -	2:31.042 (2)	1.110	70.76	14:42:52.713
7 -	2:33.366	3.434	69.69	14:45:26.079
8 -	2:32.308	2.376	70.17	14:47:58.387
9 -	2:37.874	7.942	67.70	14:50:36.261

P18 32 Sam MOORES				
LAP	LAP TIME	DIFF	MPH	TIME OF DAY
1 -	2:50.799	21.390	62.57	14:30:17.394
2 -	2:31.233	1.824	70.67	14:32:48.627
3 -	2:30.324 (2)	0.915	71.10	14:35:18.951
4 -	2:31.057	1.648	70.75	14:37:50.008
5 -	2:29.409 (1)		71.53	14:40:19.417
6 -	2:32.360	2.951	70.15	14:42:51.777
7 -	2:30.491 (3)	1.082	71.02	14:45:22.268
8 -	2:36.569	7.160	68.26	14:47:58.837
9 -	2:38.185	8.776	67.56	14:50:37.022

P19 22 Andy SHOVEL				
LAP	LAP TIME	DIFF	MPH	TIME OF DAY
1 -	2:44.472	15.678	64.98	14:30:11.067
2 -	2:33.670	4.876	69.55	14:32:44.737
3 -	2:32.623	3.829	70.02	14:35:17.360
4 -	2:29.876 (2)	1.082	71.31	14:37:47.236
5 -	2:31.759	2.965	70.42	14:40:18.995
6 -	2:31.470 (3)	2.676	70.56	14:42:50.465
7 -	2:28.794 (1)		71.83	14:45:19.259
8 -	2:32.817	4.023	69.94	14:47:52.076
9 -	2:48.378	19.584	63.47	14:50:40.454

P20 64 Sam RILEY				
LAP	LAP TIME	DIFF	MPH	TIME OF DAY
1 -	2:45.912	15.008	64.41	14:30:12.507
2 -	2:31.066 (2)	0.162	70.75	14:32:43.573
3 -	2:32.354	1.450	70.15	14:35:15.927
4 -	2:30.904 (1)		70.82	14:37:46.831
5 -	2:32.096	1.192	70.27	14:40:18.927
6 -	2:31.140 (3)	0.236	70.71	14:42:50.067
7 -	2:34.871	3.967	69.01	14:45:24.938
8 -	2:40.306	9.402	66.67	14:48:05.244
9 -	2:42.976	12.072	65.58	14:50:48.220

Weather / Track : Bright / Dry

Snetterton 300
Circuit Length = 2.9689 miles
Start: 14:27 Flag 14:49 End: 14:53

BRSCC Mazda MX-5 Championship - 1B

RACE 2 - LAP ANALYSIS

DIFF = Difference To Personal Best Lap

P21 39 Bruce ROBINSON				
LAP	LAP TIME	DIFF	MPH	TIME OF DAY
1 -	2:48.235	13.327	63.53	14:30:14.830
2 -	2:35.457	0.549	68.75	14:32:50.287
3 -	2:35.845	0.937	68.58	14:35:26.132
4 -	2:34.927 (2)	0.019	68.98	14:38:01.059
5 -	2:34.965 (3)	0.057	68.97	14:40:36.024
6 -	2:34.908 (1)		68.99	14:43:10.932
7 -	2:35.668	0.760	68.65	14:45:46.600
8 -	2:38.427	3.519	67.46	14:48:25.027
9 -	2:44.488	9.580	64.97	14:51:09.515


P22 53 Jonathan FIELDSEND (M)				
LAP	LAP TIME	DIFF	MPH	TIME OF DAY
1 -	2:51.436	18.578	62.34	14:30:18.031
2 -	2:32.901 (2)	0.043	69.90	14:32:50.932
3 -	2:33.771	0.913	69.50	14:35:24.703
4 -	2:33.140 (3)	0.282	69.79	14:37:57.843
5 -	2:34.011	1.153	69.39	14:40:31.854
6 -	2:32.858 (1)		69.92	14:43:04.712
7 -	2:39.904	7.046	66.84	14:45:44.616
8 -	2:40.719	7.861	66.50	14:48:25.335
9 -	2:44.723	11.865	64.88	14:51:10.058

P23 119 Russell JONES				
LAP	LAP TIME	DIFF	MPH	TIME OF DAY
1 -	2:53.873	12.152	61.47	14:30:20.468
2 -	2:42.256 (3)	0.535	65.87	14:33:02.724
3 -	2:44.965	3.244	64.78	14:35:47.689
4 -	2:43.482	1.761	65.37	14:38:31.171
5 -	2:41.721 (1)		66.08	14:41:12.892
6 -	2:42.050 (2)	0.329	65.95	14:43:54.942
7 -	2:42.604	0.883	65.73	14:46:37.546
8 -	2:47.231	5.510	63.91	14:49:24.777
9 -	4:11.589 P	1:29.868	42.48	14:53:36.366

P24 25 Ivan LEARY (M)				
LAP	LAP TIME	DIFF	MPH	TIME OF DAY
1 -	2:37.872	9.275	67.70	14:30:04.467
2 -	2:31.278	2.681	70.65	14:32:35.745
3 -	2:29.903	1.306	71.29	14:35:05.648
4 -	2:29.206 (3)	0.609	71.63	14:37:34.854
5 -	2:29.029 (2)	0.432	71.71	14:40:03.883
6 -	2:30.501	1.904	71.01	14:42:34.384
7 -	2:28.597 (1)		71.92	14:45:02.981

BRSCC Mazda MX-5 Championship - 2A

RACE 12 - GRID - AMENDED 2 (20 minutes)

ROW 12	23	80 Anthony HUTCHINS (M)	24	74 Clive CHISNALL (M)
ROW 11	21	261 Jack RAWLES	22	29 Adam CRAIG
ROW 10	19	16 Matt PICKFORD (M)	20	41 Kevin BRENT (M)
ROW 9	17	10 Teddy CLARK	18	56 Max NORFOLK
ROW 8	15	99 Patrick COLLINS (M)	16	6 Jack WARRY
ROW 7	13	105 Roger CHESNEAU	14	67 Simon ORANGE (M)
ROW 6	11	83 Brian TROTT	12	68 Paul TUCKER (M)
ROW 5	9	107 Sam BAILEY	10	175 Patrick LAY
ROW 4	7	94 Charlie BURGE	8	88 Stuart SYMONDS
ROW 3	5	63 Oliver ALLWOOD	6	15 John LANGRIDGE
ROW 2	3	72 Joshua JACKSON	4	23 Martin TOLLEY (M)
ROW 1	1	36 Samuel SMITH	2	43 Will BLACKWELL-CHAMBERS
Pole				
				

Car 20 - Back of grid Race 2B as excluded from race 1A result so Car 16 now in to Race 2A

Snetterton 300
Circuit Length = 2.9689 miles

These results are provisional until the conclusion of any judicial and technical matters.


Clerk Of Course :	Timekeeper :
-------------------	--------------

BRSCC Mazda MX-5 Championship - 2B

RACE 10 - GRID - AMENDED 2 (20 minutes)

ROW 12	23	119 Russell JONES	24	25 Ivan LEARY (M)
ROW 11	21	39 Bruce ROBINSON	22	53 Jonathan FIELDSSEND (M)
ROW 10	19	22 Andy SHOVEL	20	64 Sam RILEY
ROW 9	17	146 Luke ALLEN-BUCKLEY	18	32 Sam MOORES
ROW 8	15	44 Bill TAYLOR	16	66 Nick RILEY (M)
ROW 7	13	90 Andrew BARRETT (M)	14	18 Clive POWLES (M)
ROW 6	11	132 Jason TAYLOR	12	26 Charlie RAWLES
ROW 5	9	7 Adrian BURGE (M)	10	31 Bryn GRIFFITHS
ROW 4	7	101 Simon WOODS (M)	8	24 Paul STEPHENS
ROW 3	5	19 Oliver ROBINSON (M)	6	17 Russ LINDSAY (M)
ROW 2	3	5 Richard COLLINS (M)	4	20 Paul MAGUIRE
ROW 1	1	77 Stephen FODEN	2	69 Sam GENDY

Pole



Car 18 - 10 grid place penalty for driving in a manner incompatible to general safety in Race 1A
Car 20 - Changed grid position due to exclusion

Snetterton 300
Circuit Length = 2.9689 miles

These results are provisional until the conclusion of any judicial and technical matters.

Clerk Of Course :

Timekeeper :

BRSCC Mazda MX-5 Championship - 2A

RACE 12 - CLASSIFICATION

POS	NO	NAME	ENTRY	LAPS	TIME	GAP	DIFF	MPH	BEST	ON
1	36*	Samuel SMITH	Mazda MX-5	9	21:27.291			74.72	2:21.733	6
2	72	Joshua JACKSON	Mazda MX-5	9	21:28.352	1.061	1.061	74.66	2:21.898	4
3	43	Will BLACKWELL-CHAMBERS	Mazda MX-5	9	21:28.597	1.306	0.245	74.64	2:21.620	7
4	63	Oliver ALLWOOD	Mazda MX-5	9	21:32.766	5.475	4.169	74.40	2:22.122	7
5	88	Stuart SYMONDS	Mazda MX-5	9	21:34.483	7.192	1.717	74.30	2:22.101	4
6	23	Martin TOLLEY (M)	Mazda MX-5	9	21:34.707	7.416	0.224	74.29	2:22.306	8
7	107	Sam BAILEY	Mazda MX-5	9	21:35.665	8.374	0.958	74.24	2:22.061	7
8	94	Charlie BURGE	Mazda MX-5	9	21:38.230	10.939	2.565	74.09	2:22.410	8
9	83	Brian TROTT	Mazda MX-5	9	21:42.512	15.221	4.282	73.85	2:23.067	2
10	105	Roger CHESNEAU	Mazda MX-5	9	21:43.027	15.736	0.515	73.82	2:22.237	8
11	68	Paul TUCKER (M)	Mazda MX-5	9	22:01.037	33.746	18.010	72.81	2:24.579	2
12	99	Patrick COLLINS (M)	Mazda MX-5	9	22:02.716	35.425	1.679	72.72	2:23.852	7
13	56	Max NORFOLK	Mazda MX-5	9	22:03.280	35.989	0.564	72.69	2:24.496	7
14	261	Jack RAWLES	Mazda MX-5	9	22:04.066	36.775	0.786	72.64	2:24.587	7
15	67*	Simon ORANGE (M)	Mazda MX-5	9	22:04.470	37.179	0.404	72.62	2:24.744	5
16	6	Jack WARRY	Mazda MX-5	9	22:06.225	38.934	1.755	72.53	2:23.639	7
17	29	Adam CRAIG	Mazda MX-5	9	22:09.756	42.465	3.531	72.33	2:25.084	4
18	10	Teddy CLARK	Mazda MX-5	9	22:10.226	42.935	0.470	72.31	2:23.552	7
19	80	Anthony HUTCHINS (M)	Mazda MX-5	9	22:11.441	44.150	1.215	72.24	2:25.747	4
20	41	Kevin BRENT (M)	Mazda MX-5	9	22:11.650	44.359	0.209	72.23	2:25.670	8
21	74	Clive CHISNALL (M)	Mazda MX-5	9	22:17.552	50.261	5.902	71.91	2:26.201	3
22	16	Matt PICKFORD (M)	Mazda MX-5	9	22:28.312	1:01.021	10.760	71.34	2:25.952	4

NOT CLASSIFIED

DNF	15	John LANGRIDGE	Mazda MX-5	8	19:29.725	1 Lap	1 Lap	73.09	2:22.398	2
DNF	175	Patrick LAY	Mazda MX-5	0						

FASTEST LAP

43	Will BLACKWELL-CHAMBERS	Mazda MX-5	7	2:21.620	75.47 mph	121.45 kph
----	-------------------------	------------	---	----------	-----------	------------

Car 36 - Your transponder is now working, so please return our transponder
 Car 67 - 5 second penalty for exceeding track limits ref MSA reg Q14.4.2

Weather / Track : Bright / Dry

These results are provisional until the conclusion of any judicial and technical matters.

Snetterton 300

Circuit Length = 2.9689 miles

Start: 11:22 Flag 11:43 End: 11:46

Clerk Of Course :	Timekeeper :
-------------------	--------------

BRSCC Mazda MX-5 Championship - 2A

RACE 12 - LAP CHART

LAP 1 @ 11:24:56.302			LAP 2 @ 11:27:18.613			LAP 3 @ 11:29:40.934			LAP 4 @ 11:32:03.206			LAP 5 @ 11:34:25.719		
NO	BEHIND	LAP TIME	NO	BEHIND	LAP TIME	NO	BEHIND	LAP TIME	NO	BEHIND	LAP TIME	NO	BEHIND	LAP TIME
36		2:30.255	36		2:22.311	36		2:22.321	36		2:22.272	72		2:22.098
72	0.115	2:30.370	72	0.281	2:22.477	72	0.789	2:22.829	72	0.415	2:21.898	36	0.002	2:22.515
15	1.300	2:31.555	15	1.387	2:22.398	43	1.720	2:22.360	43	1.328	2:21.880	43	0.888	2:22.073
43	1.639	2:31.894	43	1.681	2:22.353	15	2.020	2:22.954	88	2.121	2:22.101	63	2.691	2:22.295
88	1.643	2:31.898	88	1.687	2:22.355	88	2.292	2:22.926	15	2.534	2:22.786	88	3.318	2:23.710
23	2.122	2:32.377	63	2.777	2:22.651	63	2.629	2:22.173	63	2.909	2:22.552	23	3.773	2:22.994
63	2.437	2:32.692	23	2.895	2:23.084	23	3.125	2:22.551	23	3.292	2:22.439	15	3.912	2:23.891
83	2.602	2:32.857	83	3.358	2:23.067	94	4.228	2:22.795	94	5.296	2:23.340	107	6.559	2:23.699
94	3.136	2:33.391	94	3.754	2:22.929	83	4.477	2:23.440	107	5.373	2:22.707	94	7.706	2:24.923
107	3.979	2:34.234	107	4.758	2:23.090	107	4.938	2:22.501	83	5.735	2:23.530	83	8.718	2:25.496
68	5.324	2:35.579	68	7.592	2:24.579	105	9.681	2:24.189	105	10.967	2:23.558	105	12.161	2:23.707
105	5.791	2:36.046	105	7.813	2:24.333	68	10.535	2:25.264	68	14.032	2:25.769	68	17.218	2:25.699
67	7.050	2:37.305	67	9.899	2:25.160	67	12.631	2:25.053	67	15.175	2:24.816	67	17.406	2:24.744
6	7.162	2:37.417	6	10.377	2:25.526	99	13.183	2:24.880	99	15.554	2:24.643	99	18.985	2:25.944
99	7.640	2:37.895	99	10.624	2:25.295	6	14.205	2:26.149	6	16.024	2:24.091	10	19.090	2:25.398
10	8.009	2:38.264	10	10.937	2:25.239	10	14.791	2:26.175	10	16.205	2:23.686	6	19.366	2:25.855
56	8.211	2:38.466	56	11.954	2:26.054	261	16.288	2:25.606	261	19.832	2:25.816	261	22.611	2:25.292
41	8.358	2:38.613	41	12.156	2:26.109	41	16.971	2:27.136	56	20.471	2:25.142	56	23.046	2:25.088
261	8.722	2:38.977	261	13.003	2:26.592	56	17.601	2:27.968	41	21.581	2:26.882	29	26.338	2:26.955
16	9.514	2:39.769	16	13.724	2:26.521	16	17.954	2:26.551	16	21.634	2:25.952	41	26.675	2:27.607
29	9.765	2:40.020	80	14.666	2:26.995	80	18.817	2:26.472	29	21.896	2:25.084	80	27.103	2:27.324
80	9.982	2:40.237	29	15.227	2:27.773	29	19.084	2:26.178	80	22.292	2:25.747	16	27.563	2:28.442
74	10.508	2:40.763	74	15.424	2:27.227	74	19.304	2:26.201	74	23.332	2:26.300	74	28.199	2:27.380

Weather / Track : Bright / Dry

BRSCC Mazda MX-5 Championship - 2A

RACE 12 - LAP CHART

LAP 6 @ 11:36:47.454			LAP 7 @ 11:39:09.446			LAP 8 @ 11:41:31.436			LAP 9 @ 11:43:53.338		
NO	BEHIND	LAP TIME	NO	BEHIND	LAP TIME	NO	BEHIND	LAP TIME	NO	BEHIND	LAP TIME
36		2:21.733	36		2:21.992	36		2:21.990	36		2:21.902
72	0.351	2:22.086	72	0.746	2:22.387	72	0.904	2:22.148	72	1.061	2:22.059
43	1.190	2:22.037	43	0.818	2:21.620	43	1.312	2:22.484	43	1.306	2:21.896
63	3.313	2:22.357	63	3.443	2:22.122	63	4.271	2:22.818	63	5.475	2:23.106
88	4.107	2:22.524	88	5.360	2:23.245	88	5.928	2:22.558	88	7.192	2:23.166
23	5.629	2:23.591	23	6.260	2:22.623	23	6.576	2:22.306	23	7.416	2:22.742
107	7.335	2:22.511	107	7.404	2:22.061	107	7.895	2:22.481	107	8.374	2:22.381
15	7.470	2:25.293	94	9.441	2:22.951	94	9.861	2:22.410	94	10.939	2:22.980
94	8.482	2:22.511	83	11.997	2:23.290	83	13.679	2:23.672	83	15.221	2:23.444
83	10.699	2:23.716	15	12.494	2:27.016	105	14.951	2:22.237	105	15.736	2:22.687
105	13.380	2:22.954	105	14.704	2:23.316	15	24.336	2:33.832	67	32.179	2:26.702
68	20.208	2:24.725	68	23.547	2:25.331	67	27.379	2:25.580	68	33.746	2:27.374
67	20.519	2:24.848	67	23.789	2:25.262	99	27.575	2:25.642	99	35.425	2:29.752
99	22.063	2:24.813	99	23.923	2:23.852	68	28.274	2:26.717	56	35.989	2:26.193
6	24.014	2:26.383	6	25.661	2:23.639	6	28.908	2:25.237	261	36.775	2:26.869
10	24.575	2:27.220	10	26.135	2:23.552	10	29.138	2:24.993	6	38.934	2:31.928
56	26.315	2:25.004	56	28.819	2:24.496	56	31.698	2:24.869	29	42.465	2:26.253
261	26.498	2:25.622	261	29.093	2:24.587	261	31.808	2:24.705	10	42.935	2:35.699
29	30.283	2:25.680	29	33.832	2:25.541	29	38.114	2:26.272	80	44.150	2:26.249
80	31.537	2:26.169	80	35.679	2:26.134	80	39.803	2:26.114	41	44.359	2:26.033
41	32.306	2:27.366	41	36.548	2:26.234	41	40.228	2:25.670	74	50.261	2:28.222
16	33.401	2:27.573	74	38.975	2:26.485	74	43.941	2:26.956	16	1:01.021	2:28.751
74	34.482	2:28.018	16	46.590	2:35.181	16	54.172	2:29.572			

Weather / Track : Bright / Dry

Snetterton 300
 Circuit Length = 2.9689 miles
 Start: 11:22 Flag 11:43 End: 11:46

BRSCC Mazda MX-5 Championship - 2A

RACE 12 - LAP ANALYSIS

DIFF = Difference To Personal Best Lap

P1 36 Samuel SMITH				
LAP	LAP TIME	DIFF	MPH	TIME OF DAY
1 -	2:30.255	8.522	71.13	11:24:56.302
2 -	2:22.311	0.578	75.10	11:27:18.613
3 -	2:22.321	0.588	75.09	11:29:40.934
4 -	2:22.272	0.539	75.12	11:32:03.206
5 -	2:22.515	0.782	74.99	11:34:25.721
6 -	2:21.733 (1)		75.40	11:36:47.454
7 -	2:21.992	0.259	75.27	11:39:09.446
8 -	2:21.990 (3)	0.257	75.27	11:41:31.436
9 -	2:21.902 (2)	0.169	75.32	11:43:53.338

P2 72 Joshua JACKSON				
LAP	LAP TIME	DIFF	MPH	TIME OF DAY
1 -	2:30.370	8.472	71.07	11:24:56.417
2 -	2:22.477	0.579	75.01	11:27:18.894
3 -	2:22.829	0.931	74.83	11:29:41.723
4 -	2:21.898 (1)		75.32	11:32:03.621
5 -	2:22.098	0.200	75.21	11:34:25.719
6 -	2:22.086 (3)	0.188	75.22	11:36:47.805
7 -	2:22.387	0.489	75.06	11:39:10.192
8 -	2:22.148	0.250	75.18	11:41:32.340
9 -	2:22.059 (2)	0.161	75.23	11:43:54.399

P3 43 Will BLACKWELL-CHAMBERS				
LAP	LAP TIME	DIFF	MPH	TIME OF DAY
1 -	2:31.894	10.274	70.36	11:24:57.941
2 -	2:22.353	0.733	75.08	11:27:20.294
3 -	2:22.360	0.740	75.07	11:29:42.654
4 -	2:21.880 (2)	0.260	75.33	11:32:04.534
5 -	2:22.073	0.453	75.22	11:34:26.607
6 -	2:22.037	0.417	75.24	11:36:48.644
7 -	2:21.620 (1)		75.47	11:39:10.264
8 -	2:22.484	0.864	75.01	11:41:32.748
9 -	2:21.896 (3)	0.276	75.32	11:43:54.644

P4 63 Oliver ALLWOOD				
LAP	LAP TIME	DIFF	MPH	TIME OF DAY
1 -	2:32.692	10.570	69.99	11:24:58.739
2 -	2:22.651	0.529	74.92	11:27:21.390
3 -	2:22.173 (2)	0.051	75.17	11:29:43.563
4 -	2:22.552	0.430	74.97	11:32:06.115
5 -	2:22.295 (3)	0.173	75.11	11:34:28.410
6 -	2:22.357	0.235	75.07	11:36:50.767
7 -	2:22.122 (1)		75.20	11:39:12.889
8 -	2:22.818	0.696	74.83	11:41:35.707
9 -	2:23.106	0.984	74.68	11:43:58.813

P5 88 Stuart SYMONDS				
LAP	LAP TIME	DIFF	MPH	TIME OF DAY
1 -	2:31.898	9.797	70.36	11:24:57.945
2 -	2:22.355 (2)	0.254	75.08	11:27:20.300
3 -	2:22.926	0.825	74.78	11:29:43.226
4 -	2:22.101 (1)		75.21	11:32:05.327
5 -	2:23.710	1.609	74.37	11:34:29.037
6 -	2:22.524 (3)	0.423	74.99	11:36:51.561
7 -	2:23.245	1.144	74.61	11:39:14.806
8 -	2:22.558	0.457	74.97	11:41:37.364
9 -	2:23.166	1.065	74.65	11:44:00.530

DIFF = Difference To Personal Best Lap

P6 23 Martin TOLLEY (M)				
LAP	LAP TIME	DIFF	MPH	TIME OF DAY
1 -	2:32.377	10.071	70.14	11:24:58.424
2 -	2:23.084	0.778	74.69	11:27:21.508
3 -	2:22.551 (3)	0.245	74.97	11:29:44.059
4 -	2:22.439 (2)	0.133	75.03	11:32:06.498
5 -	2:22.994	0.688	74.74	11:34:29.492
6 -	2:23.591	1.285	74.43	11:36:53.083
7 -	2:22.623	0.317	74.93	11:39:15.706
8 -	2:22.306 (1)		75.10	11:41:38.012
9 -	2:22.742	0.436	74.87	11:44:00.754

P7 107 Sam BAILEY				
LAP	LAP TIME	DIFF	MPH	TIME OF DAY
1 -	2:34.234	12.173	69.29	11:25:00.281
2 -	2:23.090	1.029	74.69	11:27:23.371
3 -	2:22.501	0.440	75.00	11:29:45.872
4 -	2:22.707	0.646	74.89	11:32:08.579
5 -	2:23.699	1.638	74.37	11:34:32.278
6 -	2:22.511	0.450	74.99	11:36:54.789
7 -	2:22.061 (1)		75.23	11:39:16.850
8 -	2:22.481 (3)	0.420	75.01	11:41:39.331
9 -	2:22.381 (2)	0.320	75.06	11:44:01.712

P8 94 Charlie BURGE				
LAP	LAP TIME	DIFF	MPH	TIME OF DAY
1 -	2:33.391	10.981	69.67	11:24:59.438
2 -	2:22.929	0.519	74.77	11:27:22.367
3 -	2:22.795 (3)	0.385	74.84	11:29:45.162
4 -	2:23.340	0.930	74.56	11:32:08.502
5 -	2:24.923	2.513	73.75	11:34:33.425
6 -	2:22.511 (2)	0.101	74.99	11:36:55.936
7 -	2:22.951	0.541	74.76	11:39:18.887
8 -	2:22.410 (1)		75.05	11:41:41.297
9 -	2:22.980	0.570	74.75	11:44:04.277

P9 83 Brian TROTT				
LAP	LAP TIME	DIFF	MPH	TIME OF DAY
1 -	2:32.857	9.790	69.92	11:24:58.904
2 -	2:23.067 (1)		74.70	11:27:21.971
3 -	2:23.440 (3)	0.373	74.51	11:29:45.411
4 -	2:23.530	0.463	74.46	11:32:08.941
5 -	2:25.496	2.429	73.45	11:34:34.437
6 -	2:23.716	0.649	74.36	11:36:58.153
7 -	2:23.290 (2)	0.223	74.59	11:39:21.443
8 -	2:23.672	0.605	74.39	11:41:45.115
9 -	2:23.444	0.377	74.51	11:44:08.559

P10 105 Roger CHESNEAU				
LAP	LAP TIME	DIFF	MPH	TIME OF DAY
1 -	2:36.046	13.809	68.49	11:25:02.093
2 -	2:24.333	2.096	74.05	11:27:26.426
3 -	2:24.189	1.952	74.12	11:29:50.615
4 -	2:23.558	1.321	74.45	11:32:14.173
5 -	2:23.707	1.470	74.37	11:34:37.880
6 -	2:22.954 (3)	0.717	74.76	11:37:00.834
7 -	2:23.316	1.079	74.57	11:39:24.150
8 -	2:22.237 (1)		75.14	11:41:46.387
9 -	2:22.687 (2)	0.450	74.90	11:44:09.074

Weather / Track : Bright / Dry

Snetterton 300
Circuit Length = 2.9689 miles
Start: 11:22 Flag 11:43 End: 11:46

BRSCC Mazda MX-5 Championship - 2A

RACE 12 - LAP ANALYSIS

DIFF = Difference To Personal Best Lap

P11 68 Paul TUCKER (M)				
LAP	LAP TIME	DIFF	MPH	TIME OF DAY
1 -	2:35.579	11.000	68.69	11:25:01.626
2 -	2:24.579 (1)		73.92	11:27:26.205
3 -	2:25.264 (3)	0.685	73.57	11:29:51.469
4 -	2:25.769	1.190	73.32	11:32:17.238
5 -	2:25.699	1.120	73.35	11:34:42.937
6 -	2:24.725 (2)	0.146	73.85	11:37:07.662
7 -	2:25.331	0.752	73.54	11:39:32.993
8 -	2:26.717	2.138	72.84	11:41:59.710
9 -	2:27.374	2.795	72.52	11:44:27.084

P12 99 Patrick COLLINS (M)				
LAP	LAP TIME	DIFF	MPH	TIME OF DAY
1 -	2:37.895	14.043	67.69	11:25:03.942
2 -	2:25.295	1.443	73.56	11:27:29.237
3 -	2:24.880	1.028	73.77	11:29:54.117
4 -	2:24.643 (2)	0.791	73.89	11:32:18.760
5 -	2:25.944	2.092	73.23	11:34:44.704
6 -	2:24.813 (3)	0.961	73.80	11:37:09.517
7 -	2:23.852 (1)		74.29	11:39:33.369
8 -	2:25.642	1.790	73.38	11:41:59.011
9 -	2:29.752	5.900	71.37	11:44:28.763

P13 56 Max NORFOLK				
LAP	LAP TIME	DIFF	MPH	TIME OF DAY
1 -	2:38.466	13.970	67.44	11:25:04.513
2 -	2:26.054	1.558	73.17	11:27:30.567
3 -	2:27.968	3.472	72.23	11:29:58.535
4 -	2:25.142	0.646	73.63	11:32:23.677
5 -	2:25.088	0.592	73.66	11:34:48.765
6 -	2:25.004 (3)	0.508	73.70	11:37:13.769
7 -	2:24.496 (1)		73.96	11:39:38.265
8 -	2:24.869 (2)	0.373	73.77	11:42:03.134
9 -	2:26.193	1.697	73.10	11:44:29.327

P14 261 Jack RAWLES				
LAP	LAP TIME	DIFF	MPH	TIME OF DAY
1 -	2:38.977	14.390	67.23	11:25:05.024
2 -	2:26.592	2.005	72.91	11:27:31.616
3 -	2:25.606	1.019	73.40	11:29:57.222
4 -	2:25.816	1.229	73.29	11:32:23.038
5 -	2:25.292 (3)	0.705	73.56	11:34:48.330
6 -	2:25.622	1.035	73.39	11:37:13.952
7 -	2:24.587 (1)		73.92	11:39:38.539
8 -	2:24.705 (2)	0.118	73.86	11:42:03.244
9 -	2:26.869	2.282	72.77	11:44:30.113

P15 67 Simon ORANGE (M)				
LAP	LAP TIME	DIFF	MPH	TIME OF DAY
1 -	2:37.305	12.561	67.94	11:25:03.352
2 -	2:25.160	0.416	73.62	11:27:28.512
3 -	2:25.053	0.309	73.68	11:29:53.565
4 -	2:24.816 (2)	0.072	73.80	11:32:18.381
5 -	2:24.744 (1)		73.84	11:34:43.125
6 -	2:24.848 (3)	0.104	73.78	11:37:07.973
7 -	2:25.262	0.518	73.57	11:39:33.235
8 -	2:25.580	0.836	73.41	11:41:58.815
9 -	2:26.702	1.958	72.85	11:44:25.517

DIFF = Difference To Personal Best Lap

P16 6 Jack WARRY				
LAP	LAP TIME	DIFF	MPH	TIME OF DAY
1 -	2:37.417	13.778	67.89	11:25:03.464
2 -	2:25.526	1.887	73.44	11:27:28.990
3 -	2:26.149	2.510	73.13	11:29:55.139
4 -	2:24.091 (2)	0.452	74.17	11:32:19.230
5 -	2:25.855	2.216	73.27	11:34:45.085
6 -	2:26.383	2.744	73.01	11:37:11.468
7 -	2:23.639 (1)		74.40	11:39:35.107
8 -	2:25.237 (3)	1.598	73.59	11:42:00.344
9 -	2:31.928	8.289	70.34	11:44:32.272

P17 29 Adam CRAIG				
LAP	LAP TIME	DIFF	MPH	TIME OF DAY
1 -	2:40.020	14.936	66.79	11:25:06.067
2 -	2:27.773	2.689	72.32	11:27:33.840
3 -	2:26.178	1.094	73.11	11:30:00.018
4 -	2:25.084 (1)		73.66	11:32:25.102
5 -	2:26.955	1.871	72.73	11:34:52.057
6 -	2:25.680 (3)	0.596	73.36	11:37:17.737
7 -	2:25.541 (2)	0.457	73.43	11:39:43.278
8 -	2:26.272	1.188	73.06	11:42:09.550
9 -	2:26.253	1.169	73.07	11:44:35.803

P18 10 Teddy CLARK				
LAP	LAP TIME	DIFF	MPH	TIME OF DAY
1 -	2:38.264	14.712	67.53	11:25:04.311
2 -	2:25.239	1.687	73.58	11:27:29.550
3 -	2:26.175	2.623	73.11	11:29:55.725
4 -	2:23.686 (2)	0.134	74.38	11:32:19.411
5 -	2:25.398	1.846	73.50	11:34:44.809
6 -	2:27.220	3.668	72.59	11:37:12.029
7 -	2:23.552 (1)		74.45	11:39:35.581
8 -	2:24.993 (3)	1.441	73.71	11:42:00.574
9 -	2:35.699	12.147	68.64	11:44:36.273

P19 80 Anthony HUTCHINS (M)				
LAP	LAP TIME	DIFF	MPH	TIME OF DAY
1 -	2:40.237	14.490	66.70	11:25:06.284
2 -	2:26.995	1.248	72.71	11:27:33.279
3 -	2:26.472	0.725	72.97	11:29:59.751
4 -	2:25.747 (1)		73.33	11:32:25.498
5 -	2:27.324	1.577	72.54	11:34:52.822
6 -	2:26.169	0.422	73.12	11:37:18.991
7 -	2:26.134 (3)	0.387	73.13	11:39:45.125
8 -	2:26.114 (2)	0.367	73.14	11:42:11.239
9 -	2:26.249	0.502	73.08	11:44:37.488

P20 41 Kevin BRENT (M)				
LAP	LAP TIME	DIFF	MPH	TIME OF DAY
1 -	2:38.613	12.943	67.38	11:25:04.660
2 -	2:26.109 (3)	0.439	73.15	11:27:30.769
3 -	2:27.136	1.466	72.64	11:29:57.905
4 -	2:26.882	1.212	72.76	11:32:24.787
5 -	2:27.607	1.937	72.40	11:34:52.394
6 -	2:27.366	1.696	72.52	11:37:19.760
7 -	2:26.234	0.564	73.08	11:39:45.994
8 -	2:25.670 (1)		73.37	11:42:11.664
9 -	2:26.033 (2)	0.363	73.18	11:44:37.697

Weather / Track : Bright / Dry

Snetterton 300
Circuit Length = 2.9689 miles
Start: 11:22 Flag 11:43 End: 11:46

BRSCC Mazda MX-5 Championship - 2A

RACE 12 - LAP ANALYSIS

DIFF = Difference To Personal Best Lap

P21 74 Clive CHISNALL (M)				
LAP	LAP TIME	DIFF	MPH	TIME OF DAY
1 -	2:40.763	14.562	66.48	11:25:06.810
2 -	2:27.227	1.026	72.59	11:27:34.037
3 -	2:26.201 (1)		73.10	11:30:00.238
4 -	2:26.300 (2)	0.099	73.05	11:32:26.538
5 -	2:27.380	1.179	72.52	11:34:53.918
6 -	2:28.018	1.817	72.20	11:37:21.936
7 -	2:26.485 (3)	0.284	72.96	11:39:48.421
8 -	2:26.956	0.755	72.72	11:42:15.377
9 -	2:28.222	2.021	72.10	11:44:43.599

P22 16 Matt PICKFORD (M)				
LAP	LAP TIME	DIFF	MPH	TIME OF DAY
1 -	2:39.769	13.817	66.89	11:25:05.816
2 -	2:26.521 (2)	0.569	72.94	11:27:32.337
3 -	2:26.551 (3)	0.599	72.93	11:29:58.888
4 -	2:25.952 (1)		73.23	11:32:24.840
5 -	2:28.442	2.490	72.00	11:34:53.282
6 -	2:27.573	1.621	72.42	11:37:20.855
7 -	2:35.181	9.229	68.87	11:39:56.036
8 -	2:29.572	3.620	71.45	11:42:25.608
9 -	2:28.751	2.799	71.85	11:44:54.359

P23 15 John LANGRIDGE				
LAP	LAP TIME	DIFF	MPH	TIME OF DAY
1 -	2:31.555	9.157	70.52	11:24:57.602
2 -	2:22.398 (1)		75.05	11:27:20.000
3 -	2:22.954 (3)	0.556	74.76	11:29:42.954
4 -	2:22.786 (2)	0.388	74.85	11:32:05.740
5 -	2:23.891	1.493	74.27	11:34:29.631
6 -	2:25.293	2.895	73.56	11:36:54.924
7 -	2:27.016	4.618	72.70	11:39:21.940
8 -	2:33.832	11.434	69.47	11:41:55.772

Weather / Track : Bright / Dry

BRSCC Mazda MX-5 Championship - 2B

RACE 10 - CLASSIFICATION - AMENDED

POS	NO	NAME	ENTRY	LAPS	TIME	GAP	DIFF	MPH	BEST	ON
1	20	Paul MAGUIRE	Mazda MX-5	9	21:54.669			73.16	2:24.067	8
2	77	Stephen FODEN	Mazda MX-5	9	21:55.309	0.640	0.640	73.13	2:24.162	8
3	69	Sam GENDY	Mazda MX-5	9	22:00.989	6.320	5.680	72.81	2:24.139	7
4	5	Richard COLLINS (M)	Mazda MX-5	9	22:06.389	11.720	5.400	72.52	2:24.905	3
5	18	Clive POWLES (M)	Mazda MX-5	9	22:19.134	24.465	12.745	71.83	2:24.709	6
6	17	Russ LINDSAY (M)	Mazda MX-5	9	22:24.802	30.133	5.668	71.52	2:27.241	8
7	19	Oliver ROBINSON (M)	Mazda MX-5	9	22:25.095	30.426	0.293	71.51	2:26.709	8
8	44	Bill TAYLOR	Mazda MX-5	9	22:34.453	39.784	9.358	71.01	2:27.878	8
9	7	Adrian BURGE (M)	Mazda MX-5	9	22:35.989	41.320	1.536	70.93	2:26.980	9
10	25	Ivan LEARY (M)	Mazda MX-5	9	22:39.001	44.332	3.012	70.78	2:27.219	8
11	31	Bryn GRIFFITHS	Mazda MX-5	9	22:39.731	45.062	0.730	70.74	2:27.030	7
12	24	Paul STEPHENS	Mazda MX-5	9	22:46.379	51.710	6.648	70.39	2:28.642	8
13	22	Andy SHOVEL	Mazda MX5 Mk1	9	22:53.493	58.824	7.114	70.03	2:28.349	3
14	132	Jason TAYLOR	Mazda MX-5	9	23:07.727	1:13.058	14.234	69.31	2:30.203	3
15	26	Charlie RAWLES	Mazda MX-5	9	23:07.848	1:13.179	0.121	69.31	2:27.305	8
16	146	Luke ALEN-BUCKLEY	Mazda MX-5	9	23:08.864	1:14.195	1.016	69.25	2:30.269	8
17	32	Sam MOORES	Mazda MX5 Mk1	9	23:09.079	1:14.410	0.215	69.24	2:30.272	7
18	90	Andrew BARRETT (M)	Mazda MX-5	9	23:17.213	1:22.544	8.134	68.84	2:30.764	7
19	53	Jonathan FIELDSSEND (M)	Mazda MX-5	9	23:17.386	1:22.717	0.173	68.83	2:29.894	8
20	39	Bruce ROBINSON	Mazda MX-5	9	23:25.035	1:30.366	7.649	68.46	2:33.346	9
21	64	Sam RILEY	Mazda MX-5	9	23:45.255	1:50.586	20.220	67.49	2:29.730	9

NOT CLASSIFIED

NC	119	Russell JONES	Mazda MX-5	6	23:22.405	3 Laps	3 Laps	45.72	3:02.427	1
DNF	66	Nick RILEY (M)	Mazda MX-5	1	3:14.653	8 Laps	5 Laps	54.90		
EX	101 *	Simon WOODS (M)	Mazda MX-5	0						

FASTEST LAP

20	Paul MAGUIRE	Mazda MX-5	8	2:24.067	74.18 mph	119.39 kph
----	--------------	------------	---	----------	-----------	------------

Car 101 - Excluded from race result for driving in a manner incompatible with general safety ref MSA reg C1.1.5

Weather / Track : Bright / Dry

These results are provisional until the conclusion of any judicial and technical matters.

Snetterton 300

Circuit Length = 2.9689 miles

Start: 10:13 Flag 10:35 End: 10:37

Clerk Of Course :	Timekeeper :
-------------------	--------------

BRSCC Mazda MX-5 Championship - 2B

RACE 10 - LAP CHART

LAP 1 @ 10:16:20.434			LAP 2 @ 10:18:46.019			LAP 3 @ 10:21:11.234			LAP 4 @ 10:23:37.800			LAP 5 @ 10:26:03.186		
NO	BEHIND	LAP TIME	NO	BEHIND	LAP TIME	NO	BEHIND	LAP TIME	NO	BEHIND	LAP TIME	NO	BEHIND	LAP TIME
77		2:32.375	77		2:25.585	77		2:25.215	20		2:26.459	20		2:25.386
20	0.166	2:32.541	20	0.656	2:26.075	20	0.107	2:24.666	119	1 Lap	3:32.382	77	1.783	2:25.751
5	0.862	2:33.237	5	1.546	2:26.269	5	1.236	2:24.905	77	1.418	2:27.984	69	1.903	2:25.700
69	1.810	2:34.185	69	1.643	2:25.418	69	1.688	2:25.260	69	1.589	2:26.467	5	2.529	2:26.323
19	6.028	2:38.403	17	8.906	2:28.352	17	11.353	2:27.662	5	1.592	2:26.922	19	16.867	2:29.551
17	6.139	2:38.514	19	9.882	2:29.439	19	12.070	2:27.403	17	12.036	2:27.249	17	17.820	2:31.170
24	9.964	2:42.339	18	15.289	2:27.528	18	16.459	2:26.385	19	12.702	2:27.198	18	22.060	2:31.610
64	10.343	2:42.718	44	16.309	2:30.926	44	19.468	2:28.374	18	15.836	2:25.943	44	25.679	2:29.273
44	10.968	2:43.343	64	17.658	2:32.900	24	22.587	2:29.562	44	21.792	2:28.890	7	29.800	2:29.052
7	13.218	2:45.593	24	18.240	2:33.861	7	23.580	2:30.316	24	25.541	2:29.520	31	30.938	2:29.381
18	13.346	2:45.721	7	18.479	2:30.846	31	25.212	2:28.823	7	26.134	2:29.120	24	31.009	2:30.854
39	17.723	2:50.098	31	21.604	2:28.657	25	27.490	2:29.655	31	26.943	2:28.297	25	31.667	2:28.565
31	18.532	2:50.907	25	23.050	2:29.699	64	27.540	2:35.097	25	28.488	2:27.564	22	36.358	2:30.150
25	18.936	2:51.311	22	24.776	2:31.208	22	27.910	2:28.349	22	31.594	2:30.250	32	49.064	2:33.926
22	19.153	2:51.528	39	25.641	2:33.503	39	34.177	2:33.751	64	35.842	2:34.868	132	49.194	2:31.697
146	19.998	2:52.373	146	26.300	2:31.887	146	34.586	2:33.501	32	40.524	2:32.246	146	49.749	2:33.299
32	20.234	2:52.609	90	27.028	2:32.123	32	34.844	2:32.306	146	41.836	2:33.816	39	53.589	2:34.092
90	20.490	2:52.865	32	27.753	2:33.104	90	35.262	2:33.449	132	42.883	2:33.963	53	54.363	2:34.640
53	22.436	2:54.811	53	28.294	2:31.443	132	35.486	2:30.203	39	44.883	2:37.272	90	56.674	2:31.320
132	24.489	2:56.864	132	30.498	2:31.594	53	36.245	2:33.166	53	45.109	2:35.430	26	56.789	2:28.764
119	30.052	3:02.427	26	42.975	2:33.179	26	49.348	2:31.588	90	50.740	2:42.044	64	1:18.732	3:08.276 P
26	35.381	3:07.756	119	1:20.425	3:15.958				26	53.411	2:30.629	119	1 Lap	3:55.478
66	42.278	3:14.653 P												

Weather / Track : Bright / Dry

Snetterton 300

Circuit Length = 2.9689 miles

Start: 10:13 Flag 10:35 End: 10:37

BRSCC Mazda MX-5 Championship - 2B

RACE 10 - LAP CHART

LAP 6 @ 10:28:29.431			LAP 7 @ 10:30:54.449			LAP 8 @ 10:33:18.516			LAP 9 @ 10:35:42.728		
NO	BEHIND	LAP TIME	NO	BEHIND	LAP TIME	NO	BEHIND	LAP TIME	NO	BEHIND	LAP TIME
20		2:26.245	20		2:25.018	20		2:24.067	20		2:24.212
77	0.853	2:25.315	77	0.348	2:24.513	77	0.443	2:24.162	77	0.640	2:24.409
69	1.720	2:26.062	69	0.841	2:24.139	69	1.936	2:25.162	69	6.320	2:28.596
5	2.852	2:26.568	5	6.554	2:28.720	5	8.972	2:26.485	5	11.720	2:26.960
19	19.098	2:28.476	18	21.146	2:25.640	18	22.788	2:25.709	18	24.465	2:25.889
17	19.499	2:27.924	17	23.351	2:28.870	19	26.356	2:26.709	17	30.133	2:27.820
18	20.524	2:24.709	19	23.714	2:29.634	17	26.525	2:27.241	19	30.426	2:28.282
44	28.451	2:29.017	44	31.655	2:28.222	44	35.466	2:27.878	44	39.784	2:28.530
7	31.748	2:28.193	31	34.067	2:27.030	7	38.552	2:27.946	7	41.320	2:26.980
31	32.055	2:27.362	7	34.673	2:27.943	25	38.734	2:27.219	25	44.332	2:29.810
101	5 Laps	15:14.526	25	35.582	2:27.320	31	39.292	2:29.292	31	45.062	2:29.982
25	33.280	2:27.858	101	5 Laps	2:30.623	101	5 Laps	2:28.780	101	5 Laps	2:28.550
24	33.689	2:28.925	24	42.607	2:33.936	24	47.182	2:28.642	24	51.710	2:28.740
22	40.708	2:30.595	22	46.029	2:30.339	22	52.073	2:30.111	22	58.824	2:30.963
132	53.702	2:30.753	132	59.441	2:30.757	132	1:06.671	2:31.297	132	1:13.058	2:30.599
146	54.445	2:30.941	32	1:00.493	2:30.272	32	1:06.901	2:30.475	26	1:13.179	2:29.860
32	55.239	2:32.420	146	1:01.146	2:31.719	146	1:07.348	2:30.269	146	1:14.195	2:31.059
26	1:00.822	2:30.278	26	1:04.293	2:28.489	26	1:07.531	2:27.305	32	1:14.410	2:31.721
39	1:01.339	2:33.995	90	1:07.716	2:30.764	90	1:14.556	2:30.907	90	1:22.544	2:32.200
90	1:01.970	2:31.541	53	1:09.333	2:32.232	53	1:15.160	2:29.894	53	1:22.717	2:31.769
53	1:02.119	2:34.001	39	1:11.824	2:35.503	39	1:21.232	2:33.475	119	3 Laps	4:02.836
64	1:29.868	2:37.381	64	1:37.477	2:32.627	64	1:45.068	2:31.658	39	1:30.366	2:33.346
			119	2 Laps	5:33.324				64	1:50.586	2:29.730

Weather / Track : Bright / Dry

BRSCC Mazda MX-5 Championship - 2B

RACE 10 - LAP ANALYSIS

DIFF = Difference To Personal Best Lap

P1 20 Paul MAGUIRE				
LAP	LAP TIME	DIFF	MPH	TIME OF DAY
1 -	2:32.541	8.474	70.06	10:16:20.600
2 -	2:26.075	2.008	73.16	10:18:46.675
3 -	2:24.666 (3)	0.599	73.88	10:21:11.341
4 -	2:26.459	2.392	72.97	10:23:37.800
5 -	2:25.386	1.319	73.51	10:26:03.186
6 -	2:26.245	2.178	73.08	10:28:29.431
7 -	2:25.018	0.951	73.70	10:30:54.449
8 -	2:24.067 (1)		74.18	10:33:18.516
9 -	2:24.212 (2)	0.145	74.11	10:35:42.728

P2 77 Stephen FODEN				
LAP	LAP TIME	DIFF	MPH	TIME OF DAY
1 -	2:32.375	8.213	70.14	10:16:20.434
2 -	2:25.585	1.423	73.41	10:18:46.019
3 -	2:25.215	1.053	73.60	10:21:11.234
4 -	2:27.984	3.822	72.22	10:23:39.218
5 -	2:25.751	1.589	73.33	10:26:04.969
6 -	2:25.315	1.153	73.55	10:28:30.284
7 -	2:24.513 (3)	0.351	73.95	10:30:54.797
8 -	2:24.162 (1)		74.13	10:33:18.959
9 -	2:24.409 (2)	0.247	74.01	10:35:43.368

P3 69 Sam GENDY				
LAP	LAP TIME	DIFF	MPH	TIME OF DAY
1 -	2:34.185	10.046	69.31	10:16:22.244
2 -	2:25.418	1.279	73.49	10:18:47.662
3 -	2:25.260 (3)	1.121	73.57	10:21:12.922
4 -	2:26.467	2.328	72.97	10:23:39.389
5 -	2:25.700	1.561	73.35	10:26:05.089
6 -	2:26.062	1.923	73.17	10:28:31.151
7 -	2:24.139 (1)		74.15	10:30:55.290
8 -	2:25.162 (2)	1.023	73.62	10:33:20.452
9 -	2:28.596	4.457	71.92	10:35:49.048

P4 5 Richard COLLINS (M)				
LAP	LAP TIME	DIFF	MPH	TIME OF DAY
1 -	2:33.237	8.332	69.74	10:16:21.296
2 -	2:26.269 (2)	1.364	73.07	10:18:47.565
3 -	2:24.905 (1)		73.75	10:21:12.470
4 -	2:26.922	2.017	72.74	10:23:39.392
5 -	2:26.323 (3)	1.418	73.04	10:26:05.715
6 -	2:26.568	1.663	72.92	10:28:32.283
7 -	2:28.720	3.815	71.86	10:31:01.003
8 -	2:26.485	1.580	72.96	10:33:27.488
9 -	2:26.960	2.055	72.72	10:35:54.448

P5 18 Clive POWLES (M)				
LAP	LAP TIME	DIFF	MPH	TIME OF DAY
1 -	2:45.721	21.012	64.49	10:16:33.780
2 -	2:27.528	2.819	72.44	10:19:01.308
3 -	2:26.385	1.676	73.01	10:21:27.693
4 -	2:25.943	1.234	73.23	10:23:53.636
5 -	2:31.610	6.901	70.49	10:26:25.246
6 -	2:24.709 (1)		73.85	10:28:49.955
7 -	2:25.640 (2)	0.931	73.38	10:31:15.595
8 -	2:25.709 (3)	1.000	73.35	10:33:41.304
9 -	2:25.889	1.180	73.26	10:36:07.193

DIFF = Difference To Personal Best Lap

P6 17 Russ LINDSAY (M)				
LAP	LAP TIME	DIFF	MPH	TIME OF DAY
1 -	2:38.514	11.273	67.42	10:16:26.573
2 -	2:28.352	1.111	72.04	10:18:54.925
3 -	2:27.662 (3)	0.421	72.38	10:21:22.587
4 -	2:27.249 (2)	0.008	72.58	10:23:49.836
5 -	2:31.170	3.929	70.70	10:26:21.006
6 -	2:27.924	0.683	72.25	10:28:48.930
7 -	2:28.870	1.629	71.79	10:31:17.800
8 -	2:27.241 (1)		72.58	10:33:45.041
9 -	2:27.820	0.579	72.30	10:36:12.861

P7 19 Oliver ROBINSON (M)				
LAP	LAP TIME	DIFF	MPH	TIME OF DAY
1 -	2:38.403	11.694	67.47	10:16:26.462
2 -	2:29.439	2.730	71.52	10:18:55.901
3 -	2:27.403 (3)	0.694	72.50	10:21:23.304
4 -	2:27.198 (2)	0.489	72.61	10:23:50.502
5 -	2:29.551	2.842	71.46	10:26:20.053
6 -	2:28.476	1.767	71.98	10:28:48.529
7 -	2:29.634	2.925	71.42	10:31:18.163
8 -	2:26.709 (1)		72.85	10:33:44.872
9 -	2:28.282	1.573	72.07	10:36:13.154

P8 44 Bill TAYLOR				
LAP	LAP TIME	DIFF	MPH	TIME OF DAY
1 -	2:43.343	15.465	65.43	10:16:31.402
2 -	2:30.926	3.048	70.81	10:19:02.328
3 -	2:28.374 (3)	0.496	72.03	10:21:30.702
4 -	2:28.890	1.012	71.78	10:23:59.592
5 -	2:29.273	1.395	71.60	10:26:28.865
6 -	2:29.017	1.139	71.72	10:28:57.882
7 -	2:28.222 (2)	0.344	72.10	10:31:26.104
8 -	2:27.878 (1)		72.27	10:33:53.982
9 -	2:28.530	0.652	71.95	10:36:22.512

P9 7 Adrian BURGE (M)				
LAP	LAP TIME	DIFF	MPH	TIME OF DAY
1 -	2:45.593	18.613	64.54	10:16:33.652
2 -	2:30.846	3.866	70.85	10:19:04.498
3 -	2:30.316	3.336	71.10	10:21:34.814
4 -	2:29.120	2.140	71.67	10:24:03.934
5 -	2:29.052	2.072	71.70	10:26:32.986
6 -	2:28.193	1.213	72.12	10:29:01.179
7 -	2:27.943 (2)	0.963	72.24	10:31:29.122
8 -	2:27.946 (3)	0.966	72.24	10:33:57.068
9 -	2:26.980 (1)		72.71	10:36:24.048

P10 25 Ivan LEARY (M)				
LAP	LAP TIME	DIFF	MPH	TIME OF DAY
1 -	2:51.311	24.092	62.38	10:16:39.370
2 -	2:29.699	2.480	71.39	10:19:09.069
3 -	2:29.655	2.436	71.41	10:21:38.724
4 -	2:27.564 (3)	0.345	72.43	10:24:06.288
5 -	2:28.565	1.346	71.94	10:26:34.853
6 -	2:27.858	0.639	72.28	10:29:02.711
7 -	2:27.320 (2)	0.101	72.55	10:31:30.031
8 -	2:27.219 (1)		72.59	10:33:57.250
9 -	2:29.810	2.591	71.34	10:36:27.060

Weather / Track : Bright / Dry

Snetterton 300
Circuit Length = 2.9689 miles
Start: 10:13 Flag 10:35 End: 10:37

BRSCC Mazda MX-5 Championship - 2B

RACE 10 - LAP ANALYSIS

DIFF = Difference To Personal Best Lap

P11 31 Bryn GRIFFITHS				
LAP	LAP TIME	DIFF	MPH	TIME OF DAY
1 -	2:50.907	23.877	62.53	10:16:38.966
2 -	2:28.657	1.627	71.89	10:19:07.623
3 -	2:28.823	1.793	71.81	10:21:36.446
4 -	2:28.297 (3)	1.267	72.07	10:24:04.743
5 -	2:29.381	2.351	71.54	10:26:34.124
6 -	2:27.362 (2)	0.332	72.52	10:29:01.486
7 -	2:27.030 (1)		72.69	10:31:28.516
8 -	2:29.292	2.262	71.59	10:33:57.808
9 -	2:29.982	2.952	71.26	10:36:27.790

P12 24 Paul STEPHENS				
LAP	LAP TIME	DIFF	MPH	TIME OF DAY
1 -	2:42.339	13.697	65.83	10:16:30.398
2 -	2:33.861	5.219	69.46	10:19:04.259
3 -	2:29.562	0.920	71.46	10:21:33.821
4 -	2:29.520	0.878	71.48	10:24:03.341
5 -	2:30.854	2.212	70.85	10:26:34.195
6 -	2:28.925 (3)	0.283	71.76	10:29:03.120
7 -	2:33.936	5.294	69.43	10:31:37.056
8 -	2:28.642 (1)		71.90	10:34:05.698
9 -	2:28.740 (2)	0.098	71.85	10:36:34.438

P13 22 Andy SHOVEL				
LAP	LAP TIME	DIFF	MPH	TIME OF DAY
1 -	2:51.528	23.179	62.31	10:16:39.587
2 -	2:31.208	2.859	70.68	10:19:10.795
3 -	2:28.349 (1)		72.04	10:21:39.144
4 -	2:30.250	1.901	71.13	10:24:09.394
5 -	2:30.150 (3)	1.801	71.18	10:26:39.544
6 -	2:30.595	2.246	70.97	10:29:10.139
7 -	2:30.339	1.990	71.09	10:31:40.478
8 -	2:30.111 (2)	1.762	71.20	10:34:10.589
9 -	2:30.963	2.614	70.79	10:36:41.552

P14 132 Jason TAYLOR				
LAP	LAP TIME	DIFF	MPH	TIME OF DAY
1 -	2:56.864	26.661	60.43	10:16:44.923
2 -	2:31.594	1.391	70.50	10:19:16.517
3 -	2:30.203 (1)		71.15	10:21:46.720
4 -	2:33.963	3.760	69.41	10:24:20.683
5 -	2:31.697	1.494	70.45	10:26:52.380
6 -	2:30.753 (3)	0.550	70.89	10:29:23.133
7 -	2:30.757	0.554	70.89	10:31:53.890
8 -	2:31.297	1.094	70.64	10:34:25.187
9 -	2:30.599 (2)	0.396	70.97	10:36:55.786

P15 26 Charlie RAWLES				
LAP	LAP TIME	DIFF	MPH	TIME OF DAY
1 -	3:07.756	40.451	56.92	10:16:55.815
2 -	2:33.179	5.874	69.77	10:19:28.994
3 -	2:31.588	4.283	70.50	10:22:00.582
4 -	2:30.629	3.324	70.95	10:24:31.211
5 -	2:28.764 (3)	1.459	71.84	10:26:59.975
6 -	2:30.278	2.973	71.12	10:29:30.253
7 -	2:28.489 (2)	1.184	71.97	10:31:58.742
8 -	2:27.305 (1)		72.55	10:34:26.047
9 -	2:29.860	2.555	71.32	10:36:55.907

DIFF = Difference To Personal Best Lap

P16 146 Luke ALLEN-BUCKLEY				
LAP	LAP TIME	DIFF	MPH	TIME OF DAY
1 -	2:52.373	22.104	62.00	10:16:40.432
2 -	2:31.887	1.618	70.36	10:19:12.319
3 -	2:33.501	3.232	69.62	10:21:45.820
4 -	2:33.816	3.547	69.48	10:24:19.636
5 -	2:33.299	3.030	69.72	10:26:52.935
6 -	2:30.941 (2)	0.672	70.80	10:29:23.876
7 -	2:31.719	1.450	70.44	10:31:55.595
8 -	2:30.269 (1)		71.12	10:34:25.864
9 -	2:31.059 (3)	0.790	70.75	10:36:56.923

P17 32 Sam MOORES				
LAP	LAP TIME	DIFF	MPH	TIME OF DAY
1 -	2:52.609	22.337	61.92	10:16:40.668
2 -	2:33.104	2.832	69.80	10:19:13.772
3 -	2:32.306	2.034	70.17	10:21:46.078
4 -	2:32.246	1.974	70.20	10:24:18.324
5 -	2:33.926	3.654	69.43	10:26:52.250
6 -	2:32.420	2.148	70.12	10:29:24.670
7 -	2:30.272 (1)		71.12	10:31:54.942
8 -	2:30.475 (2)	0.203	71.02	10:34:25.417
9 -	2:31.721 (3)	1.449	70.44	10:36:57.138

P18 90 Andrew BARRETT (M)				
LAP	LAP TIME	DIFF	MPH	TIME OF DAY
1 -	2:52.865	22.101	61.82	10:16:40.924
2 -	2:32.123	1.359	70.25	10:19:13.047
3 -	2:33.449	2.685	69.65	10:21:46.496
4 -	2:42.044	11.280	65.95	10:24:28.540
5 -	2:31.320 (3)	0.556	70.63	10:26:59.860
6 -	2:31.541	0.777	70.52	10:29:31.401
7 -	2:30.764 (1)		70.89	10:32:02.165
8 -	2:30.907 (2)	0.143	70.82	10:34:33.072
9 -	2:32.200	1.436	70.22	10:37:05.272

P19 53 Jonathan FIELDSEND (M)				
LAP	LAP TIME	DIFF	MPH	TIME OF DAY
1 -	2:54.811	24.917	61.14	10:16:42.870
2 -	2:31.443 (2)	1.549	70.57	10:19:14.313
3 -	2:33.166	3.272	69.78	10:21:47.479
4 -	2:35.430	5.536	68.76	10:24:22.909
5 -	2:34.640	4.746	69.11	10:26:57.549
6 -	2:34.001	4.107	69.40	10:29:31.550
7 -	2:32.232	2.338	70.20	10:32:03.782
8 -	2:29.894 (1)		71.30	10:34:33.676
9 -	2:31.769 (3)	1.875	70.42	10:37:05.445

P20 39 Bruce ROBINSON				
LAP	LAP TIME	DIFF	MPH	TIME OF DAY
1 -	2:50.098	16.752	62.83	10:16:38.157
2 -	2:33.503 (3)	0.157	69.62	10:19:11.660
3 -	2:33.751	0.405	69.51	10:21:45.411
4 -	2:37.272	3.926	67.95	10:24:22.683
5 -	2:34.092	0.746	69.36	10:26:56.775
6 -	2:33.995	0.649	69.40	10:29:30.770
7 -	2:35.503	2.157	68.73	10:32:06.273
8 -	2:33.475 (2)	0.129	69.64	10:34:39.748
9 -	2:33.346 (1)		69.69	10:37:13.094

Weather / Track : Bright / Dry

Snetterton 300
Circuit Length = 2.9689 miles
Start: 10:13 Flag 10:35 End: 10:37

BRSCC Mazda MX-5 Championship - 2B

RACE 10 - LAP ANALYSIS

DIFF = Difference To Personal Best Lap

P21 64 Sam RILEY				
LAP	LAP TIME	DIFF	MPH	TIME OF DAY
1 -	2:42.718	12.988	65.68	10:16:30.777
2 -	2:32.900	3.170	69.90	10:19:03.677
3 -	2:35.097	5.367	68.91	10:21:38.774
4 -	2:34.868	5.138	69.01	10:24:13.642
5 -	3:08.276 P	38.546	56.76	10:27:21.918
6 -	2:37.381	7.651	67.91	10:29:59.299
7 -	2:32.627 (3)	2.897	70.02	10:32:31.926
8 -	2:31.658 (2)	1.928	70.47	10:35:03.584
9 -	2:29.730 (1)		71.38	10:37:33.314


P22 119 Russell JONES				
LAP	LAP TIME	DIFF	MPH	TIME OF DAY
1 -	3:02.427 (1)		58.58	10:16:50.486
2 -	3:15.958 (2)	13.530	54.54	10:20:06.444
3 -	3:32.382 (3)	29.954	50.32	10:23:38.826
4 -	3:55.478	53.050	45.38	10:27:34.304
5 -	5:33.324	2:30.896	32.06	10:33:07.628
6 -	4:02.836	1:00.408	44.01	10:37:10.464

P23 101 Simon WOODS (M)				
LAP	LAP TIME	DIFF	MPH	TIME OF DAY
1 -	15:14.526	12:45.976	11.68	10:29:02.585
2 -	2:30.623 (3)	2.073	70.95	10:31:33.208
3 -	2:28.780 (2)	0.230	71.83	10:34:01.988
4 -	2:28.550 (1)		71.94	10:36:30.538

P24 66 Nick RILEY (M)				
LAP	LAP TIME	DIFF	MPH	TIME OF DAY
1 -	3:14.653 P		54.90	10:17:02.712

BRSCC Mazda MX-5 Championship - 3A

RACE 20 - GRID (20 minutes)


ROW 12	23	5 Richard COLLINS (M)	24	18 Clive POWLES (M)
ROW 11	21	77 Stephen FODEN	22	69 Sam GENDY
ROW 10	19	80 Anthony HUTCHINS (M)	20	20 Paul MAGUIRE
ROW 9	17	29 Adam CRAIG	18	10 Teddy CLARK
ROW 8	15	67 Simon ORANGE (M)	16	6 Jack WARRY
ROW 7	13	56 Max NORFOLK	14	261 Jack RAWLES
ROW 6	11	68 Paul TUCKER (M)	12	99 Patrick COLLINS (M)
ROW 5	9	83 Brian TROTT	10	105 Roger CHESNEAU
ROW 4	7	107 Sam BAILEY	8	94 Charlie BURGE
ROW 3	5	88 Stuart SYMONDS	6	23 Martin TOLLEY (M)
ROW 2	3	43 Will BLACKWELL-CHAMBERS	4	63 Oliver ALLWOOD
ROW 1	1	36 Samuel SMITH	2	72 Joshua JACKSON
Pole				
				

Snetterton 300
Circuit Length = 2.9689 miles

These results are provisional until the conclusion of any judicial and technical matters.

Clerk Of Course :	Timekeeper :
-------------------	--------------

BRSCC Mazda MX-5 Championship - 3B
RACE 18 - GRID - AMENDED (20 minutes)

ROW 12	23	66 Nick RILEY (M)	24	101 Simon WOODS (M)
ROW 11	21	64 Sam RILEY	22	119 Russell JONES
ROW 10	19	53 Jonathan FIELDSEND (M)	20	39 Bruce ROBINSON
ROW 9	17	32 Sam MOORES	18	90 Andrew BARRETT (M)
ROW 8	15	26 Charlie RAWLES	16	146 Luke ALEN-BUCKLEY
ROW 7	13	22 Andy SHOVEL	14	132 Jason TAYLOR
ROW 6	11	31 Bryn GRIFFITHS	12	24 Paul STEPHENS
ROW 5	9	7 Adrian BURGE (M)	10	25 Ivan LEARY (M)
ROW 4	7	19 Oliver ROBINSON (M)	8	44 Bill TAYLOR
ROW 3	5	175 Patrick LAY	6	17 Russ LINDSAY (M)
ROW 2	3	16 Matt PICKFORD (M)	4	15 John LANGRIDGE
ROW 1	1	41 Kevin BRENT (M)	2	74 Clive CHISNALL (M)
Pole				
				

Snetterton 300
 Circuit Length = 2.9689 miles

These results are provisional until the conclusion of any judicial and technical matters.

Clerk Of Course :		Timekeeper :	
-------------------	--	--------------	--

BRSCC Mazda MX-5 Championship - 3A

RACE 20 - CLASSIFICATION - AMENDED

POS	NO	NAME	ENTRY	LAPS	TIME	GAP	DIFF	MPH	BEST	ON
1	36	Samuel SMITH	Mazda MX-5	9	21:32.126			74.44	2:21.887	8
2	43	Will BLACKWELL-CHAMBERS	Mazda MX-5	9	21:34.024	1.898	1.898	74.33	2:21.863	8
3	72	Joshua JACKSON	Mazda MX-5	9	21:46.732	14.606	12.708	73.61	2:23.472	4
4	63	Oliver ALLWOOD	Mazda MX-5	9	21:51.840	19.714	5.108	73.32	2:23.137	5
5	83	Brian TROTT	Mazda MX-5	9	21:52.225	20.099	0.385	73.30	2:23.777	3
6	88	Stuart SYMONDS	Mazda MX-5	9	21:53.236	21.110	1.011	73.24	2:23.752	2
7	105	Roger CHESNEAU	Mazda MX-5	9	21:53.442	21.316	0.206	73.23	2:22.369	7
8	94	Charlie BURGE	Mazda MX-5	9	21:53.753	21.627	0.311	73.21	2:22.926	3
9	6	Jack WARRY	Mazda MX-5	9	22:01.234	29.108	7.481	72.80	2:24.090	9
10	68	Paul TUCKER (M)	Mazda MX-5	9	22:02.903	30.777	1.669	72.71	2:24.658	7
11	20	Paul MAGUIRE	Mazda MX-5	9	22:03.118	30.992	0.215	72.70	2:24.049	7
12	18	Clive POWLES (M)	Mazda MX-5	9	22:03.768	31.642	0.650	72.66	2:24.321	9
13	99	Patrick COLLINS (M)	Mazda MX-5	9	22:07.599	35.473	3.831	72.45	2:24.163	8
14	69	Sam GENDY	Mazda MX-5	9	22:07.841	35.715	0.242	72.44	2:24.063	6
15	77	Stephen FODEN	Mazda MX-5	9	22:08.339	36.213	0.498	72.41	2:23.698	6
16	67	Simon ORANGE (M)	Mazda MX-5	9	22:10.264	38.138	1.925	72.31	2:24.613	9
17	261	Jack RAWLES	Mazda MX-5	9	22:10.419	38.293	0.155	72.30	2:24.036	6
18	23	Martin TOLLEY (M)	Mazda MX-5	9	22:10.566	38.440	0.147	72.29	2:23.332	3
19	107	Sam BAILEY	Mazda MX-5	9	22:12.582	40.456	2.016	72.18	2:25.114	6
20	5	Richard COLLINS (M)	Mazda MX-5	9	22:15.740	43.614	3.158	72.01	2:25.397	3
21	56*	Max NORFOLK	Mazda MX-5	9	22:17.308	45.182	1.568	71.93	2:25.044	8
22	10	Teddy CLARK	Mazda MX-5	9	22:36.009	1:03.883	18.701	70.93	2:26.307	3
23	29	Adam CRAIG	Mazda MX-5	9	22:39.465	1:07.339	3.456	70.75	2:28.106	5

NOT CLASSIFIED

DNF	80	Anthony HUTCHINS (M)	Mazda MX-5	7	17:19.739	2 Laps	2 Laps	71.95	2:24.843	5
-----	----	----------------------	------------	---	-----------	--------	--------	-------	----------	---

FASTEST LAP

	43	Will BLACKWELL-CHAMBERS	Mazda MX-5	8	2:21.863			75.34 mph	121.24 kph	
--	----	-------------------------	------------	---	----------	--	--	-----------	------------	--

Car 56 - 4 second penalty applied for driving in a manner incompatible to general safety ref MSA reg C1.1.5

Weather / Track : Bright / Dry

These results are provisional until the conclusion of any judicial and technical matters.

Snetterton 300

Circuit Length = 2.9689 miles

Start: 16:34 Flag 16:55 End: 16:57

Clerk Of Course :		Timekeeper :	
-------------------	--	--------------	--

BRSCC Mazda MX-5 Championship - 3A

RACE 20 - LAP CHART

LAP 1 @ 16:36:52.892			LAP 2 @ 16:39:16.235			LAP 3 @ 16:41:39.147			LAP 4 @ 16:44:01.756			LAP 5 @ 16:46:24.414		
NO	BEHIND	LAP TIME	NO	BEHIND	LAP TIME	NO	BEHIND	LAP TIME	NO	BEHIND	LAP TIME	NO	BEHIND	LAP TIME
36		2:31.519	36		2:23.343	36		2:22.912	36		2:22.609	36		2:22.658
72	0.494	2:32.013	72	1.566	2:24.415	43	2.343	2:23.498	43	2.543	2:22.809	43	2.344	2:22.459
43	0.865	2:32.384	43	1.757	2:24.235	88	3.289	2:24.092	72	4.302	2:23.472	72	5.506	2:23.862
88	1.700	2:33.219	88	2.109	2:23.752	72	3.439	2:24.785	83	5.294	2:24.321	83	7.505	2:24.869
63	1.729	2:33.248	83	2.717	2:24.165	83	3.582	2:23.777	23	6.325	2:25.093	23	7.765	2:24.098
83	1.895	2:33.414	23	3.421	2:24.190	23	3.841	2:23.332	63	7.658	2:26.061	63	8.137	2:23.137
23	2.574	2:34.093	63	3.926	2:25.540	63	4.206	2:23.192	94	8.040	2:26.056	94	8.327	2:22.945
94	3.751	2:35.270	94	4.579	2:24.171	94	4.593	2:22.926	88	9.478	2:28.798	88	11.747	2:24.927
107	4.813	2:36.332	68	9.595	2:27.467	105	12.849	2:24.770	105	14.535	2:24.295	105	15.146	2:23.269
68	5.471	2:36.990	107	10.643	2:29.173	68	13.503	2:26.820	68	15.770	2:24.876	68	18.178	2:25.066
261	5.991	2:37.510	105	10.991	2:27.793	6	14.002	2:25.561	6	15.914	2:24.521	6	18.684	2:25.428
105	6.541	2:38.060	261	11.223	2:28.575	99	14.787	2:25.615	99	17.638	2:25.460	99	19.664	2:24.684
6	6.802	2:38.321	6	11.353	2:27.894	261	15.120	2:26.809	18	18.521	2:24.974	18	22.064	2:26.201
99	7.650	2:39.169	99	12.084	2:27.777	18	16.156	2:26.052	261	18.853	2:26.342	20	23.250	2:25.937
67	8.034	2:39.553	67	12.214	2:27.523	20	16.459	2:26.467	20	19.971	2:26.121	261	23.509	2:27.314
20	8.246	2:39.765	20	12.904	2:28.001	69	17.231	2:25.874	69	20.453	2:25.831	77	24.355	2:26.204
18	8.647	2:40.166	18	13.016	2:27.712	77	17.410	2:25.042	77	20.809	2:26.008	69	24.731	2:26.936
56	9.433	2:40.952	69	14.269	2:27.938	107	17.750	2:30.019	107	21.405	2:26.264	107	24.828	2:26.081
69	9.674	2:41.193	56	15.168	2:29.078	5	18.374	2:25.397	5	22.028	2:26.263	5	25.332	2:25.962
29	10.517	2:42.036	77	15.280	2:27.959	56	18.927	2:26.671	56	22.801	2:26.483	56	25.907	2:25.764
77	10.664	2:42.183	5	15.889	2:27.137	80	19.059	2:25.074	80	23.747	2:27.297	80	25.932	2:24.843
80	11.884	2:43.403	80	16.897	2:28.356	67	19.643	2:30.341	67	24.260	2:27.226	67	26.868	2:25.266
5	12.095	2:43.614	10	17.618	2:28.860	10	21.013	2:26.307	10	25.000	2:26.596	10	28.821	2:26.479
10	12.101	2:43.620	29	18.518	2:31.344	29	23.991	2:28.385	29	30.235	2:28.853	29	35.683	2:28.106

Weather / Track : Bright / Dry

Snetterton 300

Circuit Length = 2.9689 miles

Start: 16:34 Flag 16:55 End: 16:57

BRSCC Mazda MX-5 Championship - 3A

RACE 20 - LAP CHART

LAP 6 @ 16:48:46.500			LAP 7 @ 16:51:09.068			LAP 8 @ 16:53:30.955			LAP 9 @ 16:55:53.499		
NO	BEHIND	LAP TIME	NO	BEHIND	LAP TIME	NO	BEHIND	LAP TIME	NO	BEHIND	LAP TIME
36		2:22.086	36		2:22.568	36		2:21.887	36		2:22.544
43	2.215	2:21.957	43	2.058	2:22.411	43	2.034	2:21.863	43	1.898	2:22.408
72	7.331	2:23.911	72	9.100	2:24.337	72	11.835	2:24.622	72	14.606	2:25.315
23	11.468	2:25.789	63	14.567	2:25.434	63	18.134	2:25.454	63	19.714	2:24.124
63	11.701	2:25.650	23	14.751	2:25.851	83	18.364	2:25.266	83	20.099	2:24.279
94	11.835	2:25.594	83	14.985	2:25.596	88	18.822	2:25.300	88	21.110	2:24.832
83	11.957	2:26.538	88	15.409	2:24.229	105	19.135	2:25.021	105	21.316	2:24.725
88	13.748	2:24.087	94	15.700	2:26.433	94	19.681	2:25.868	94	21.627	2:24.490
105	16.200	2:23.140	105	16.001	2:22.369	6	27.562	2:24.702	6	29.108	2:24.090
6	22.619	2:26.021	6	24.747	2:24.696	68	28.415	2:25.113	68	30.777	2:24.906
68	23.099	2:27.007	68	25.189	2:24.658	99	28.563	2:24.163	20	30.992	2:24.360
99	23.858	2:26.280	99	26.287	2:24.997	20	29.176	2:24.226	18	31.642	2:24.321
18	24.421	2:24.443	18	26.703	2:24.850	18	29.865	2:25.049	99	35.473	2:29.454
20	25.356	2:24.192	20	26.837	2:24.049	69	32.327	2:25.289	69	35.715	2:25.932
261	25.459	2:24.036	261	28.071	2:25.180	261	32.433	2:26.249	77	36.213	2:26.188
77	25.967	2:23.698	69	28.925	2:24.785	77	32.569	2:25.222	67	38.138	2:24.613
69	26.708	2:24.063	77	29.234	2:25.835	23	33.471	2:40.607	261	38.293	2:28.404
107	27.856	2:25.114	80	32.044	2:25.836	67	36.069	2:25.439	23	38.440	2:27.513
80	28.776	2:24.930	107	32.207	2:26.919	107	36.887	2:26.567	107	40.456	2:26.113
5	28.846	2:25.600	67	32.517	2:25.650	5	37.695	2:26.196	56	41.182	2:25.940
67	29.435	2:24.653	5	33.386	2:27.108	56	37.786	2:25.044	5	43.614	2:28.463
56	31.175	2:27.354	56	34.629	2:26.022	10	51.348	2:34.495	10	1:03.883	2:35.079
10	33.467	2:26.732	10	38.740	2:27.841	29	55.793	2:29.560	29	1:07.339	2:34.090
29	41.879	2:28.282	29	48.120	2:28.809						

Weather / Track : Bright / Dry

Snetterton 300
 Circuit Length = 2.9689 miles
 Start: 16:34 Flag 16:55 End: 16:57

BRSCC Mazda MX-5 Championship - 3A

RACE 20 - LAP ANALYSIS

DIFF = Difference To Personal Best Lap

P1 36 Samuel SMITH				
LAP	LAP TIME	DIFF	MPH	TIME OF DAY
1 -	2:31.519	9.632	70.53	16:36:52.892
2 -	2:23.343	1.456	74.56	16:39:16.235
3 -	2:22.912	1.025	74.78	16:41:39.147
4 -	2:22.609	0.722	74.94	16:44:01.756
5 -	2:22.658	0.771	74.92	16:46:24.414
6 -	2:22.086 (2)	0.199	75.22	16:48:46.500
7 -	2:22.568	0.681	74.96	16:51:09.068
8 -	2:21.887 (1)		75.32	16:53:30.955
9 -	2:22.544 (3)	0.657	74.98	16:55:53.499

P2 43 Will BLACKWELL-CHAMBERS				
LAP	LAP TIME	DIFF	MPH	TIME OF DAY
1 -	2:32.384	10.521	70.13	16:36:53.757
2 -	2:24.235	2.372	74.10	16:39:17.992
3 -	2:23.498	1.635	74.48	16:41:41.490
4 -	2:22.809	0.946	74.84	16:44:04.299
5 -	2:22.459	0.596	75.02	16:46:26.758
6 -	2:21.957 (2)	0.094	75.29	16:48:48.715
7 -	2:22.411	0.548	75.05	16:51:11.126
8 -	2:21.863 (1)		75.34	16:53:32.989
9 -	2:22.408 (3)	0.545	75.05	16:55:55.397

P3 72 Joshua JACKSON				
LAP	LAP TIME	DIFF	MPH	TIME OF DAY
1 -	2:32.013	8.541	70.31	16:36:53.386
2 -	2:24.415	0.943	74.00	16:39:17.801
3 -	2:24.785	1.313	73.82	16:41:42.586
4 -	2:23.472 (1)		74.49	16:44:06.058
5 -	2:23.862 (2)	0.390	74.29	16:46:29.920
6 -	2:23.911 (3)	0.439	74.26	16:48:53.831
7 -	2:24.337	0.865	74.04	16:51:18.168
8 -	2:24.622	1.150	73.90	16:53:42.790
9 -	2:25.315	1.843	73.55	16:56:08.105

P4 63 Oliver ALLWOOD				
LAP	LAP TIME	DIFF	MPH	TIME OF DAY
1 -	2:33.248	10.111	69.74	16:36:54.621
2 -	2:25.540	2.403	73.43	16:39:20.161
3 -	2:23.192 (2)	0.055	74.64	16:41:43.353
4 -	2:26.061	2.924	73.17	16:44:09.414
5 -	2:23.137 (1)		74.67	16:46:32.551
6 -	2:25.650	2.513	73.38	16:48:58.201
7 -	2:25.434	2.297	73.49	16:51:23.635
8 -	2:25.454	2.317	73.48	16:53:49.089
9 -	2:24.124 (3)	0.987	74.15	16:56:13.213

P5 83 Brian TROTT				
LAP	LAP TIME	DIFF	MPH	TIME OF DAY
1 -	2:33.414	9.637	69.66	16:36:54.787
2 -	2:24.165 (2)	0.388	74.13	16:39:18.952
3 -	2:23.777 (1)		74.33	16:41:42.729
4 -	2:24.321	0.544	74.05	16:44:07.050
5 -	2:24.869	1.092	73.77	16:46:31.919
6 -	2:26.538	2.761	72.93	16:48:58.457
7 -	2:25.596	1.819	73.40	16:51:24.053
8 -	2:25.266	1.489	73.57	16:53:49.319
9 -	2:24.279 (3)	0.502	74.07	16:56:13.598

DIFF = Difference To Personal Best Lap

P6 88 Stuart SYMONDS				
LAP	LAP TIME	DIFF	MPH	TIME OF DAY
1 -	2:33.219	9.467	69.75	16:36:54.592
2 -	2:23.752 (1)		74.35	16:39:18.344
3 -	2:24.092 (3)	0.340	74.17	16:41:42.436
4 -	2:28.798	5.046	71.82	16:44:11.234
5 -	2:24.927	1.175	73.74	16:46:36.161
6 -	2:24.087 (2)	0.335	74.17	16:49:00.248
7 -	2:24.229	0.477	74.10	16:51:24.477
8 -	2:25.300	1.548	73.55	16:53:49.777
9 -	2:24.832	1.080	73.79	16:56:14.609

P7 105 Roger CHESNEAU				
LAP	LAP TIME	DIFF	MPH	TIME OF DAY
1 -	2:38.060	15.691	67.62	16:36:59.433
2 -	2:27.793	5.424	72.31	16:39:27.226
3 -	2:24.770	2.401	73.82	16:41:51.996
4 -	2:24.295	1.926	74.07	16:44:16.291
5 -	2:23.269 (3)	0.900	74.60	16:46:39.560
6 -	2:23.140 (2)	0.771	74.66	16:49:02.700
7 -	2:22.369 (1)		75.07	16:51:25.069
8 -	2:25.021	2.652	73.70	16:53:50.090
9 -	2:24.725	2.356	73.85	16:56:14.815

P8 94 Charlie BURGE				
LAP	LAP TIME	DIFF	MPH	TIME OF DAY
1 -	2:35.270	12.344	68.83	16:36:56.643
2 -	2:24.171 (3)	1.245	74.13	16:39:20.814
3 -	2:22.926 (1)		74.78	16:41:43.740
4 -	2:26.056	3.130	73.17	16:44:09.796
5 -	2:22.945 (2)	0.019	74.77	16:46:32.741
6 -	2:25.594	2.668	73.41	16:48:58.335
7 -	2:26.433	3.507	72.98	16:51:24.768
8 -	2:25.868	2.942	73.27	16:53:50.636
9 -	2:24.490	1.564	73.97	16:56:15.126

P9 6 Jack WARRY				
LAP	LAP TIME	DIFF	MPH	TIME OF DAY
1 -	2:38.321	14.231	67.50	16:36:59.694
2 -	2:27.894	3.804	72.26	16:39:27.588
3 -	2:25.561	1.471	73.42	16:41:53.149
4 -	2:24.521 (2)	0.431	73.95	16:44:17.670
5 -	2:25.428	1.338	73.49	16:46:43.098
6 -	2:26.021	1.931	73.19	16:49:09.119
7 -	2:24.696 (3)	0.606	73.86	16:51:33.815
8 -	2:24.702	0.612	73.86	16:53:58.517
9 -	2:24.090 (1)		74.17	16:56:22.607

P10 68 Paul TUCKER (M)				
LAP	LAP TIME	DIFF	MPH	TIME OF DAY
1 -	2:36.990	12.332	68.08	16:36:58.363
2 -	2:27.467	2.809	72.47	16:39:25.830
3 -	2:26.820	2.162	72.79	16:41:52.650
4 -	2:24.876 (2)	0.218	73.77	16:44:17.526
5 -	2:25.066	0.408	73.67	16:46:42.592
6 -	2:27.007	2.349	72.70	16:49:09.599
7 -	2:24.658 (1)		73.88	16:51:34.257
8 -	2:25.113	0.455	73.65	16:53:59.370
9 -	2:24.906 (3)	0.248	73.75	16:56:24.276

Weather / Track : Bright / Dry

Snetterton 300
Circuit Length = 2.9689 miles
Start: 16:34 Flag 16:55 End: 16:57

BRSCC Mazda MX-5 Championship - 3A

RACE 20 - LAP ANALYSIS

DIFF = Difference To Personal Best Lap

P11 20 Paul MAGUIRE				
LAP	LAP TIME	DIFF	MPH	TIME OF DAY
1 -	2:39.765	15.716	66.89	16:37:01.138
2 -	2:28.001	3.952	72.21	16:39:29.139
3 -	2:26.467	2.418	72.97	16:41:55.606
4 -	2:26.121	2.072	73.14	16:44:21.727
5 -	2:25.937	1.888	73.23	16:46:47.664
6 -	2:24.192 (2)	0.143	74.12	16:49:11.856
7 -	2:24.049 (1)		74.19	16:51:35.905
8 -	2:24.226 (3)	0.177	74.10	16:54:00.131
9 -	2:24.360	0.311	74.03	16:56:24.491

P12 18 Clive POWLES (M)				
LAP	LAP TIME	DIFF	MPH	TIME OF DAY
1 -	2:40.166	15.845	66.73	16:37:01.539
2 -	2:27.712	3.391	72.35	16:39:29.251
3 -	2:26.052	1.731	73.17	16:41:55.303
4 -	2:24.974	0.653	73.72	16:44:20.277
5 -	2:26.201	1.880	73.10	16:46:46.478
6 -	2:24.443 (2)	0.122	73.99	16:49:10.921
7 -	2:24.850 (3)	0.529	73.78	16:51:35.771
8 -	2:25.049	0.728	73.68	16:54:00.820
9 -	2:24.321 (1)		74.05	16:56:25.141

P13 99 Patrick COLLINS (M)				
LAP	LAP TIME	DIFF	MPH	TIME OF DAY
1 -	2:39.169	15.006	67.14	16:37:00.542
2 -	2:27.777	3.614	72.32	16:39:28.319
3 -	2:25.615	1.452	73.39	16:41:53.934
4 -	2:25.460	1.297	73.47	16:44:19.394
5 -	2:24.684 (2)	0.521	73.87	16:46:44.078
6 -	2:26.280	2.117	73.06	16:49:10.358
7 -	2:24.997 (3)	0.834	73.71	16:51:35.355
8 -	2:24.163 (1)		74.13	16:53:59.518
9 -	2:29.454	5.291	71.51	16:56:28.972

P14 69 Sam GENDY				
LAP	LAP TIME	DIFF	MPH	TIME OF DAY
1 -	2:41.193	17.130	66.30	16:37:02.566
2 -	2:27.938	3.875	72.24	16:39:30.504
3 -	2:25.874	1.811	73.26	16:41:56.378
4 -	2:25.831	1.768	73.29	16:44:22.209
5 -	2:26.936	2.873	72.73	16:46:49.145
6 -	2:24.063 (1)		74.19	16:49:13.208
7 -	2:24.785 (2)	0.722	73.82	16:51:37.993
8 -	2:25.289 (3)	1.226	73.56	16:54:03.282
9 -	2:25.932	1.869	73.24	16:56:29.214

P15 77 Stephen FODEN				
LAP	LAP TIME	DIFF	MPH	TIME OF DAY
1 -	2:42.183	18.485	65.90	16:37:03.556
2 -	2:27.959	4.261	72.23	16:39:31.515
3 -	2:25.042 (2)	1.344	73.68	16:41:56.557
4 -	2:26.008	2.310	73.20	16:44:22.565
5 -	2:26.204	2.506	73.10	16:46:48.769
6 -	2:23.698 (1)		74.37	16:49:12.467
7 -	2:25.835	2.137	73.28	16:51:38.302
8 -	2:25.222 (3)	1.524	73.59	16:54:03.524
9 -	2:26.188	2.490	73.11	16:56:29.712

DIFF = Difference To Personal Best Lap

P16 67 Simon ORANGE (M)				
LAP	LAP TIME	DIFF	MPH	TIME OF DAY
1 -	2:39.553	14.940	66.98	16:37:00.926
2 -	2:27.523	2.910	72.45	16:39:28.449
3 -	2:30.341	5.728	71.09	16:41:58.790
4 -	2:27.226	2.613	72.59	16:44:26.016
5 -	2:25.266 (3)	0.653	73.57	16:46:51.282
6 -	2:24.653 (2)	0.040	73.88	16:49:15.935
7 -	2:25.650	1.037	73.38	16:51:41.585
8 -	2:25.439	0.826	73.48	16:54:07.024
9 -	2:24.613 (1)		73.90	16:56:31.637

P17 261 Jack RAWLES				
LAP	LAP TIME	DIFF	MPH	TIME OF DAY
1 -	2:37.510	13.474	67.85	16:36:58.883
2 -	2:28.575	4.539	71.93	16:39:27.458
3 -	2:26.809	2.773	72.80	16:41:54.267
4 -	2:26.342	2.306	73.03	16:44:20.609
5 -	2:27.314	3.278	72.55	16:46:47.923
6 -	2:24.036 (1)		74.20	16:49:11.959
7 -	2:25.180 (2)	1.144	73.61	16:51:37.139
8 -	2:26.249 (3)	2.213	73.08	16:54:03.388
9 -	2:28.404	4.368	72.02	16:56:31.792

P18 23 Martin TOLLEY (M)				
LAP	LAP TIME	DIFF	MPH	TIME OF DAY
1 -	2:34.093	10.761	69.36	16:36:55.466
2 -	2:24.190 (3)	0.858	74.12	16:39:19.656
3 -	2:23.332 (1)		74.56	16:41:42.988
4 -	2:25.093	1.761	73.66	16:44:08.081
5 -	2:24.098 (2)	0.766	74.17	16:46:32.179
6 -	2:25.789	2.457	73.31	16:48:57.968
7 -	2:25.851	2.519	73.28	16:51:23.819
8 -	2:40.607	17.275	66.54	16:54:04.426
9 -	2:27.513	4.181	72.45	16:56:31.939

P19 107 Sam BAILEY				
LAP	LAP TIME	DIFF	MPH	TIME OF DAY
1 -	2:36.332	11.218	68.36	16:36:57.705
2 -	2:29.173	4.059	71.64	16:39:26.878
3 -	2:30.019	4.905	71.24	16:41:56.897
4 -	2:26.264	1.150	73.07	16:44:23.161
5 -	2:26.081 (2)	0.967	73.16	16:46:49.242
6 -	2:25.114 (1)		73.65	16:49:14.356
7 -	2:26.919	1.805	72.74	16:51:41.275
8 -	2:26.567	1.453	72.92	16:54:07.842
9 -	2:26.113 (3)	0.999	73.14	16:56:33.955

P20 56 Max NORFOLK				
LAP	LAP TIME	DIFF	MPH	TIME OF DAY
1 -	2:40.952	15.908	66.40	16:37:02.325
2 -	2:29.078	4.034	71.69	16:39:31.403
3 -	2:26.671	1.627	72.87	16:41:58.074
4 -	2:26.483	1.439	72.96	16:44:24.557
5 -	2:25.764 (2)	0.720	73.32	16:46:50.321
6 -	2:27.354	2.310	72.53	16:49:17.675
7 -	2:26.022	0.978	73.19	16:51:43.697
8 -	2:25.044 (1)		73.68	16:54:08.741
9 -	2:25.940 (3)	0.896	73.23	16:56:34.681

Weather / Track : Bright / Dry

Snetterton 300
Circuit Length = 2.9689 miles
Start: 16:34 Flag 16:55 End: 16:57

BRSCC Mazda MX-5 Championship - 3A

RACE 20 - LAP ANALYSIS

DIFF = Difference To Personal Best Lap

P21 5 Richard COLLINS (M)				
LAP	LAP TIME	DIFF	MPH	TIME OF DAY
1 -	2:43.614	18.217	65.32	16:37:04.987
2 -	2:27.137	1.740	72.64	16:39:32.124
3 -	2:25.397 (1)		73.50	16:41:57.521
4 -	2:26.263	0.866	73.07	16:44:23.784
5 -	2:25.962 (3)	0.565	73.22	16:46:49.746
6 -	2:25.600 (2)	0.203	73.40	16:49:15.346
7 -	2:27.108	1.711	72.65	16:51:42.454
8 -	2:26.196	0.799	73.10	16:54:08.650
9 -	2:28.463	3.066	71.99	16:56:37.113

P22 10 Teddy CLARK				
LAP	LAP TIME	DIFF	MPH	TIME OF DAY
1 -	2:43.620	17.313	65.32	16:37:04.993
2 -	2:28.860	2.553	71.79	16:39:33.853
3 -	2:26.307 (1)		73.05	16:42:00.160
4 -	2:26.596 (3)	0.289	72.90	16:44:26.756
5 -	2:26.479 (2)	0.172	72.96	16:46:53.235
6 -	2:26.732	0.425	72.84	16:49:19.967
7 -	2:27.841	1.534	72.29	16:51:47.808
8 -	2:34.495	8.188	69.18	16:54:22.303
9 -	2:35.079	8.772	68.92	16:56:57.382

P23 29 Adam CRAIG				
LAP	LAP TIME	DIFF	MPH	TIME OF DAY
1 -	2:42.036	13.930	65.96	16:37:03.409
2 -	2:31.344	3.238	70.62	16:39:34.753
3 -	2:28.385 (3)	0.279	72.02	16:42:03.138
4 -	2:28.853	0.747	71.80	16:44:31.991
5 -	2:28.106 (1)		72.16	16:47:00.097
6 -	2:28.282 (2)	0.176	72.07	16:49:28.379
7 -	2:28.809	0.703	71.82	16:51:57.188
8 -	2:29.560	1.454	71.46	16:54:26.748
9 -	2:34.090	5.984	69.36	16:57:00.838

P24 80 Anthony HUTCHINS (M)				
LAP	LAP TIME	DIFF	MPH	TIME OF DAY
1 -	2:43.403	18.560	65.40	16:37:04.776
2 -	2:28.356	3.513	72.04	16:39:33.132
3 -	2:25.074 (3)	0.231	73.67	16:41:58.206
4 -	2:27.297	2.454	72.56	16:44:25.503
5 -	2:24.843 (1)		73.79	16:46:50.346
6 -	2:24.930 (2)	0.087	73.74	16:49:15.276
7 -	2:25.836	0.993	73.28	16:51:41.112

BRSCC Mazda MX-5 Championship - 3B
RACE 18 - CLASSIFICATION - AMENDED

POS	NO	NAME	ENTRY	LAPS	TIME	GAP	DIFF	MPH	BEST	ON
1	15	John LANGRIDGE	Mazda MX-5	8	20:35.435			69.21	2:24.750	4
2	175	Patrick LAY	Mazda MX-5	8	20:36.379	0.944	0.944	69.15	2:24.308	2
3	24	Paul STEPHENS	Mazda MX-5	8	21:30.428	54.993	54.049	66.26	2:27.858	4
4	101	Simon WOODS (M)	Mazda MX-5	8	21:34.435	59.000	4.007	66.05	2:28.517	2
5	7	Adrian BURGE (M)	Mazda MX-5	8	21:46.578	1:11.143	12.143	65.44	2:28.020	2
6	17	Russ LINDSAY (M)	Mazda MX-5	8	21:46.865	1:11.430	0.287	65.42	2:28.088	3
7	25	Ivan LEARY (M)	Mazda MX-5	8	21:46.950	1:11.515	0.085	65.42	2:27.827	4
8	22	Andy SHOVEL	Mazda MX5 Mk1	8	21:48.544	1:13.109	1.594	65.34	2:29.052	3
9	132	Jason TAYLOR	Mazda MX-5	8	21:51.044	1:15.609	2.500	65.21	2:29.999	3
10	44	Bill TAYLOR	Mazda MX-5	8	21:52.132	1:16.697	1.088	65.16	2:28.835	2
11	26	Charlie RAWLES	Mazda MX-5	8	21:52.620	1:17.185	0.488	65.14	2:29.243	4
12	19	Oliver ROBINSON (M)	Mazda MX-5	8	21:58.321	1:22.886	5.701	64.85	2:27.983	4
13	146	Luke ALEN-BUCKLEY	Mazda MX-5	8	21:59.487	1:24.052	1.166	64.80	2:29.666	2
14	32	Sam MOORES	Mazda MX5 Mk1	8	22:08.091	1:32.656	8.604	64.38	2:29.631	3
15	64	Sam RILEY	Mazda MX-5	8	22:17.478	1:42.043	9.387	63.92	2:28.350	3
16	90	Andrew BARRETT (M)	Mazda MX-5	8	22:52.255	2:16.820	34.777	62.30	2:32.784	2
17	53	Jonathan FIELDSEND (M)	Mazda MX-5	8	22:59.527	2:24.092	7.272	61.98	2:32.373	3
18	119	Russell JONES	Mazda MX-5	8	23:48.917	3:13.482	49.390	59.83	2:42.535	2

NOT CLASSIFIED

DNF	39	Bruce ROBINSON	Mazda MX-5	7	20:14.830	1 Lap	1 Lap	61.58	2:34.906	3
DNF	16	Matt PICKFORD (M)	Mazda MX-5	5	12:21.256	3 Laps	2 Laps	72.09	2:25.701	3
DNF	31	Bryn GRIFFITHS	Mazda MX-5	2	5:06.426	6 Laps	3 Laps	69.75	2:28.053	2
EX	41 *	Kevin BRENT (M)	Mazda MX-5	0						
EX	74 *	Clive CHISNALL (M)	Mazda MX-5	0						

FASTEST LAP

175	Patrick LAY	Mazda MX-5	2	2:24.308	74.06 mph	119.19 kph
-----	-------------	------------	---	----------	-----------	------------

Car 41 - Excluded from race result for driving in a manner incompatible to general safety ref MSA reg C3.1.1

Car 74 - Excluded from race result for Technical eligibility at post-race scrutineering ref MSA reg C3.3

Weather / Track : Rain / Wet

These results are provisional until the conclusion of any judicial and technical matters.

Snetterton 300

Circuit Length = 2.9689 miles

Start: 15:22 Flag 15:42 End: 15:46

Clerk Of Course :	Timekeeper :
-------------------	--------------

BRSCC Mazda MX-5 Championship - 3B

RACE 18 - LAP CHART

LAP 1 @ 15:24:51.877			LAP 2 @ 15:27:16.858			LAP 3 @ 15:29:42.062			LAP 4 @ 15:32:06.812			LAP 5 @ 15:34:34.830		
NO	BEHIND	LAP TIME	NO	BEHIND	LAP TIME	NO	BEHIND	LAP TIME	NO	BEHIND	LAP TIME	NO	BEHIND	LAP TIME
15		2:33.241	15		2:24.981	15		2:25.204	15		2:24.750	15		2:28.018
16	0.390	2:33.631	175	0.180	2:24.308	175	0.254	2:25.278	175	0.185	2:24.681	175	0.398	2:28.231
175	0.853	2:34.094	16	1.413	2:26.004	16	1.910	2:25.701	16	3.454	2:26.294	16	5.062	2:29.626
41	1.462	2:34.703	41	2.447	2:25.966	41	2.721	2:25.478	41	3.965	2:25.994	41	5.205	2:29.258
17	2.603	2:35.844	17	6.405	2:28.783	17	9.289	2:28.088	17	13.168	2:28.629	17	18.768	2:33.618
25	3.067	2:36.308	25	7.880	2:29.794	25	11.140	2:28.464	25	14.217	2:27.827	25	19.320	2:33.121
19	3.996	2:37.237	31	8.204	2:28.053	19	12.063	2:29.062	19	15.296	2:27.983	19	19.836	2:32.558
44	4.755	2:37.996	19	8.205	2:29.190	24	13.325	2:29.627	24	16.433	2:27.858	24	23.248	2:34.833
31	5.132	2:38.373	44	8.609	2:28.835	7	13.838	2:28.633	7	17.191	2:28.103	7	24.971	2:35.798
74	5.398	2:38.639	74	8.614	2:28.197	44	14.128	2:30.723	44	18.536	2:29.158	44	26.133	2:35.615
24	5.673	2:38.914	24	8.902	2:28.210	26	17.129	2:29.774	26	21.622	2:29.243	26	28.220	2:34.616
132	7.217	2:40.458	7	10.409	2:28.020	132	17.240	2:29.999	132	23.313	2:30.823	132	30.342	2:35.047
7	7.370	2:40.611	132	12.445	2:30.209	22	17.633	2:29.052	22	23.634	2:30.751	22	30.934	2:35.318
26	7.991	2:41.232	26	12.559	2:29.549	101	18.689	2:28.582	101	24.002	2:30.063	101	31.531	2:35.547
22	8.857	2:42.098	22	13.785	2:29.909	146	19.932	2:30.209	74	24.295	2:28.533	74	31.856	2:35.579
146	10.242	2:43.483	146	14.927	2:29.666	74	20.512	2:37.102	64	27.274	2:29.137	64	38.887	2:39.631
101	11.775	2:45.016	101	15.311	2:28.517	64	22.887	2:28.350	146	29.209	2:34.027	146	42.804	2:41.613
39	12.052	2:45.293	32	18.562	2:31.134	32	22.989	2:29.631	32	29.322	2:31.083	32	51.425	2:50.121
32	12.409	2:45.650	64	19.741	2:31.421	53	29.212	2:32.373	53	38.905	2:34.443	53	52.239	2:41.352
64	13.301	2:46.542	53	22.043	2:33.152	39	32.339	2:34.906	39	43.590	2:36.001	39	1:02.331	2:46.759
53	13.872	2:47.113	39	22.637	2:35.566	90	37.722	2:32.927	90	48.154	2:35.182	90	1:14.519	2:54.383
119	22.132	2:55.373	90	29.999	2:32.784	119	1:00.003	2:45.521	119	1:25.208	2:49.955	119	1:57.677	3:00.487
90	22.196	2:55.437	119	39.686	2:42.535									

Weather / Track : Rain / Wet

BRSCC Mazda MX-5 Championship - 3B

RACE 18 - LAP CHART

LAP 6 @ 15:37:18.501			LAP 7 @ 15:40:04.570			LAP 8 @ 15:42:54.071		
NO	BEHIND	LAP TIME	NO	BEHIND	LAP TIME	NO	BEHIND	LAP TIME
15		2:43.671	15		2:46.069	15		2:49.501
175	0.939	2:44.212	175	2.582	2:47.712	175	0.944	2:47.863
41	21.120	2:59.586	41	37.965	3:02.914	41	52.699	3:04.235
19	32.234	2:56.069	24	46.181	2:59.628	24	54.993	2:58.313
24	32.622	2:53.045	101	50.627	2:56.103	101	59.000	2:57.874
7	38.170	2:56.870	74	52.824	2:57.533	7	1:11.143	3:06.462
25	39.194	3:03.545	7	54.182	3:02.081	17	1:11.430	3:00.337
101	40.593	2:52.733	25	57.939	3:04.814	25	1:11.515	3:03.077
74	41.360	2:53.175	17	1:00.594	3:02.293	74	1:11.858	3:08.535
132	42.785	2:56.114	132	1:01.963	3:05.247	22	1:13.109	2:58.871
17	44.370	3:09.273	44	1:03.254	3:00.118	132	1:15.609	3:03.147
44	49.205	3:06.743	22	1:03.739	2:59.319	44	1:16.697	3:02.944
22	50.489	3:03.226	26	1:07.474	2:59.384	26	1:17.185	2:59.212
26	54.159	3:09.610	146	1:09.234	2:57.215	19	1:22.886	2:59.709
146	58.088	2:58.955	19	1:12.678	3:26.513	146	1:24.052	3:04.319
32	1:07.261	2:59.507	32	1:22.685	3:01.493	32	1:32.656	2:59.472
64	1:11.410	3:16.194	64	1:25.191	2:59.850	64	1:42.043	3:06.353
39	1:23.527	3:04.867	90	1:54.037	3:09.451	90	2:16.820	3:12.284
90	1:30.655	2:59.807	53	2:05.229	3:14.170	53	2:24.092	3:08.364
53	1:37.128	3:28.560	39	2:28.896	3:51.438 P	119	3:13.482	3:17.818
119	2:19.574	3:05.568	119	2:45.165	3:11.660			

Weather / Track : Rain / Wet

BRSCC Mazda MX-5 Championship - 3B

RACE 18 - LAP ANALYSIS

DIFF = Difference To Personal Best Lap

P1 15 John LANGRIDGE				
LAP	LAP TIME	DIFF	MPH	TIME OF DAY
1 -	2:33.241	8.491	69.74	15:24:51.877
2 -	2:24.981 (2)	0.231	73.72	15:27:16.858
3 -	2:25.204 (3)	0.454	73.60	15:29:42.062
4 -	2:24.750 (1)		73.83	15:32:06.812
5 -	2:28.018	3.268	72.20	15:34:34.830
6 -	2:43.671	18.921	65.30	15:37:18.501
7 -	2:46.069	21.319	64.35	15:40:04.570
8 -	2:49.501	24.751	63.05	15:42:54.071

P2 175 Patrick LAY				
LAP	LAP TIME	DIFF	MPH	TIME OF DAY
1 -	2:34.094	9.786	69.36	15:24:52.730
2 -	2:24.308 (1)		74.06	15:27:17.038
3 -	2:25.278 (3)	0.970	73.56	15:29:42.316
4 -	2:24.681 (2)	0.373	73.87	15:32:06.997
5 -	2:28.231	3.923	72.10	15:34:35.228
6 -	2:44.212	19.904	65.08	15:37:19.440
7 -	2:47.712	23.404	63.72	15:40:07.152
8 -	2:47.863	23.555	63.67	15:42:55.015

P3 41 Kevin BRENT (M)				
LAP	LAP TIME	DIFF	MPH	TIME OF DAY
1 -	2:34.703	9.225	69.08	15:24:53.339
2 -	2:25.966 (2)	0.488	73.22	15:27:19.305
3 -	2:25.478 (1)		73.46	15:29:44.783
4 -	2:25.994 (3)	0.516	73.20	15:32:10.777
5 -	2:29.258	3.780	71.60	15:34:40.035
6 -	2:59.586	34.108	59.51	15:37:39.621
7 -	3:02.914	37.436	58.43	15:40:42.535
8 -	3:04.235	38.757	58.01	15:43:46.770

P4 24 Paul STEPHENS				
LAP	LAP TIME	DIFF	MPH	TIME OF DAY
1 -	2:38.914	11.056	67.25	15:24:57.550
2 -	2:28.210 (2)	0.352	72.11	15:27:25.760
3 -	2:29.627 (3)	1.769	71.43	15:29:55.387
4 -	2:27.858 (1)		72.28	15:32:23.245
5 -	2:34.833	6.975	69.02	15:34:58.078
6 -	2:53.045	25.187	61.76	15:37:51.123
7 -	2:59.628	31.770	59.50	15:40:50.751
8 -	2:58.313	30.455	59.94	15:43:49.064

P5 101 Simon WOODS (M)				
LAP	LAP TIME	DIFF	MPH	TIME OF DAY
1 -	2:45.016	16.499	64.76	15:25:03.652
2 -	2:28.517 (1)		71.96	15:27:32.169
3 -	2:28.582 (2)	0.065	71.93	15:30:00.751
4 -	2:30.063 (3)	1.546	71.22	15:32:30.814
5 -	2:35.547	7.030	68.71	15:35:06.361
6 -	2:52.733	24.216	61.87	15:37:59.094
7 -	2:56.103	27.586	60.69	15:40:55.197
8 -	2:57.874	29.357	60.08	15:43:53.071

P6 7 Adrian BURGE (M)				
LAP	LAP TIME	DIFF	MPH	TIME OF DAY
1 -	2:40.611	12.591	66.54	15:24:59.247
2 -	2:28.020 (1)		72.20	15:27:27.267

DIFF = Difference To Personal Best Lap

3 -	2:28.633 (3)	0.613	71.90	15:29:55.900
4 -	2:28.103 (2)	0.083	72.16	15:32:24.003
5 -	2:35.798	7.778	68.60	15:34:59.801
6 -	2:56.870	28.850	60.42	15:37:56.671
7 -	3:02.081	34.061	58.69	15:40:58.752
8 -	3:06.462	38.442	57.32	15:44:05.214

P7 17 Russ LINDSAY (M)				
LAP	LAP TIME	DIFF	MPH	TIME OF DAY
1 -	2:35.844	7.756	68.58	15:24:54.480
2 -	2:28.783 (3)	0.695	71.83	15:27:23.263
3 -	2:28.088 (1)		72.17	15:29:51.351
4 -	2:28.629 (2)	0.541	71.91	15:32:19.980
5 -	2:33.618	5.530	69.57	15:34:53.598
6 -	3:09.273	41.185	56.46	15:38:02.871
7 -	3:02.293	34.205	58.63	15:41:05.164
8 -	3:00.337	32.249	59.26	15:44:05.501

P8 25 Ivan LEARY (M)				
LAP	LAP TIME	DIFF	MPH	TIME OF DAY
1 -	2:36.308	8.481	68.37	15:24:54.944
2 -	2:29.794 (3)	1.967	71.35	15:27:24.738
3 -	2:28.464 (2)	0.637	71.99	15:29:53.202
4 -	2:27.827 (1)		72.30	15:32:21.029
5 -	2:33.121	5.294	69.80	15:34:54.150
6 -	3:03.545	35.718	58.23	15:37:57.695
7 -	3:04.814	36.987	57.83	15:41:02.509
8 -	3:03.077	35.250	58.38	15:44:05.586

P9 74 Clive CHISNALL (M)				
LAP	LAP TIME	DIFF	MPH	TIME OF DAY
1 -	2:38.639	10.442	67.37	15:24:57.275
2 -	2:28.197 (1)		72.12	15:27:25.472
3 -	2:37.102	8.905	68.03	15:30:02.574
4 -	2:28.533 (2)	0.336	71.95	15:32:31.107
5 -	2:35.579 (3)	7.382	68.69	15:35:06.686
6 -	2:53.175	24.978	61.71	15:37:59.861
7 -	2:57.533	29.336	60.20	15:40:57.394
8 -	3:08.535	40.338	56.69	15:44:05.929

P10 22 Andy SHOVEL				
LAP	LAP TIME	DIFF	MPH	TIME OF DAY
1 -	2:42.098	13.046	65.93	15:25:00.734
2 -	2:29.909 (2)	0.857	71.29	15:27:30.643
3 -	2:29.052 (1)		71.70	15:29:59.695
4 -	2:30.751 (3)	1.699	70.89	15:32:30.446
5 -	2:35.318	6.266	68.81	15:35:05.764
6 -	3:03.226	34.174	58.33	15:38:08.990
7 -	2:59.319	30.267	59.60	15:41:08.309
8 -	2:58.871	29.819	59.75	15:44:07.180

P11 132 Jason TAYLOR				
LAP	LAP TIME	DIFF	MPH	TIME OF DAY
1 -	2:40.458	10.459	66.60	15:24:59.094
2 -	2:30.209 (2)	0.210	71.15	15:27:29.303
3 -	2:29.999 (1)		71.25	15:29:59.302
4 -	2:30.823 (3)	0.824	70.86	15:32:30.125
5 -	2:35.047	5.048	68.93	15:35:05.172
6 -	2:56.114	26.115	60.68	15:38:01.286
7 -	3:05.247	35.248	57.69	15:41:06.533

Snetterton 300

Circuit Length = 2.9689 miles

Start: 15:22 Flag 15:42 End: 15:46

Weather / Track : Rain / Wet

BRSCC Mazda MX-5 Championship - 3B

RACE 18 - LAP ANALYSIS

DIFF = Difference To Personal Best Lap

8 - 3:03.147 33.148 58.35 15:44:09.680

P12 44 Bill TAYLOR				
LAP	LAP TIME	DIFF	MPH	TIME OF DAY
1 -	2:37.996	9.161	67.64	15:24:56.632
2 -	2:28.835 (1)		71.81	15:27:25.467
3 -	2:30.723 (3)	1.888	70.91	15:29:56.190
4 -	2:29.158 (2)	0.323	71.65	15:32:25.348
5 -	2:35.615	6.780	68.68	15:35:00.963
6 -	3:06.743	37.908	57.23	15:38:07.706
7 -	3:00.118	31.283	59.33	15:41:07.824
8 -	3:02.944	34.109	58.42	15:44:10.768

P13 26 Charlie RAWLES				
LAP	LAP TIME	DIFF	MPH	TIME OF DAY
1 -	2:41.232	11.989	66.28	15:24:59.868
2 -	2:29.549 (2)	0.306	71.46	15:27:29.417
3 -	2:29.774 (3)	0.531	71.36	15:29:59.191
4 -	2:29.243 (1)		71.61	15:32:28.434
5 -	2:34.616	5.373	69.12	15:35:03.050
6 -	3:09.610	40.367	56.36	15:38:12.660
7 -	2:59.384	30.141	59.58	15:41:12.044
8 -	2:59.212	29.969	59.63	15:44:11.256

P14 19 Oliver ROBINSON (M)				
LAP	LAP TIME	DIFF	MPH	TIME OF DAY
1 -	2:37.237	9.254	67.97	15:24:55.873
2 -	2:29.190 (3)	1.207	71.64	15:27:25.063
3 -	2:29.062 (2)	1.079	71.70	15:29:54.125
4 -	2:27.983 (1)		72.22	15:32:22.108
5 -	2:32.558	4.575	70.05	15:34:54.666
6 -	2:56.069	28.086	60.70	15:37:50.735
7 -	3:26.513	58.530	51.75	15:41:17.248
8 -	2:59.709	31.726	59.47	15:44:16.957

P15 146 Luke ALLEN-BUCKLEY				
LAP	LAP TIME	DIFF	MPH	TIME OF DAY
1 -	2:43.483	13.817	65.37	15:25:02.119
2 -	2:29.666 (1)		71.41	15:27:31.785
3 -	2:30.209 (2)	0.543	71.15	15:30:01.994
4 -	2:34.027 (3)	4.361	69.39	15:32:36.021
5 -	2:41.613	11.947	66.13	15:35:17.634
6 -	2:58.955	29.289	59.72	15:38:16.589
7 -	2:57.215	27.549	60.31	15:41:13.804
8 -	3:04.319	34.653	57.98	15:44:18.123

P16 32 Sam MOORES				
LAP	LAP TIME	DIFF	MPH	TIME OF DAY
1 -	2:45.650	16.019	64.52	15:25:04.286
2 -	2:31.134 (3)	1.503	70.71	15:27:35.420
3 -	2:29.631 (1)		71.42	15:30:05.051
4 -	2:31.083 (2)	1.452	70.74	15:32:36.134
5 -	2:50.121	20.490	62.82	15:35:26.255
6 -	2:59.507	29.876	59.54	15:38:25.762
7 -	3:01.493	31.862	58.88	15:41:27.255
8 -	2:59.472	29.841	59.55	15:44:26.727

DIFF = Difference To Personal Best Lap

P17 64 Sam RILEY				
LAP	LAP TIME	DIFF	MPH	TIME OF DAY
1 -	2:46.542	18.192	64.17	15:25:05.178
2 -	2:31.421 (3)	3.071	70.58	15:27:36.599
3 -	2:28.350 (1)		72.04	15:30:04.949
4 -	2:29.137 (2)	0.787	71.66	15:32:34.086
5 -	2:39.631	11.281	66.95	15:35:13.717
6 -	3:16.194	47.844	54.47	15:38:29.911
7 -	2:59.850	31.500	59.42	15:41:29.761
8 -	3:06.353	38.003	57.35	15:44:36.114

P18 90 Andrew BARRETT (M)				
LAP	LAP TIME	DIFF	MPH	TIME OF DAY
1 -	2:55.437	22.653	60.92	15:25:14.073
2 -	2:32.784 (1)		69.95	15:27:46.857
3 -	2:32.927 (2)	0.143	69.89	15:30:19.784
4 -	2:35.182 (3)	2.398	68.87	15:32:54.966
5 -	2:54.383	21.599	61.29	15:35:49.349
6 -	2:59.807	27.023	59.44	15:38:49.156
7 -	3:09.451	36.667	56.41	15:41:58.607
8 -	3:12.284	39.500	55.58	15:45:10.891

P19 53 Jonathan FIELDSEND (M)				
LAP	LAP TIME	DIFF	MPH	TIME OF DAY
1 -	2:47.113	14.740	63.95	15:25:05.749
2 -	2:33.152 (2)	0.779	69.78	15:27:38.901
3 -	2:32.373 (1)		70.14	15:30:11.274
4 -	2:34.443 (3)	2.070	69.20	15:32:45.717
5 -	2:41.352	8.979	66.24	15:35:27.069
6 -	3:28.560	56.187	51.24	15:38:55.629
7 -	3:14.170	41.797	55.04	15:42:09.799
8 -	3:08.364	35.991	56.74	15:45:18.163

P20 119 Russell JONES				
LAP	LAP TIME	DIFF	MPH	TIME OF DAY
1 -	2:55.373	12.838	60.94	15:25:14.009
2 -	2:42.535 (1)		65.75	15:27:56.544
3 -	2:45.521 (2)	2.986	64.57	15:30:42.065
4 -	2:49.955 (3)	7.420	62.88	15:33:32.020
5 -	3:00.487	17.952	59.21	15:36:32.507
6 -	3:05.568	23.033	57.59	15:39:38.075
7 -	3:11.660	29.125	55.76	15:42:49.735
8 -	3:17.818	35.283	54.02	15:46:07.553

P21 39 Bruce ROBINSON				
LAP	LAP TIME	DIFF	MPH	TIME OF DAY
1 -	2:45.293	10.387	64.66	15:25:03.929
2 -	2:35.566 (2)	0.660	68.70	15:27:39.495
3 -	2:34.906 (1)		68.99	15:30:14.401
4 -	2:36.001 (3)	1.095	68.51	15:32:50.402
5 -	2:46.759	11.853	64.09	15:35:37.161
6 -	3:04.867	29.961	57.81	15:38:42.028
7 -	3:51.438 P	1:16.532	46.18	15:42:33.466

P22 16 Matt PICKFORD (M)				
LAP	LAP TIME	DIFF	MPH	TIME OF DAY
1 -	2:33.631	7.930	69.56	15:24:52.267
2 -	2:26.004 (2)	0.303	73.20	15:27:18.271
3 -	2:25.701 (1)		73.35	15:29:43.972

Snetterton 300

Circuit Length = 2.9689 miles

Start: 15:22 Flag 15:42 End: 15:46

Weather / Track : Rain / Wet

BRSCC Mazda MX-5 Championship - 3B

RACE 18 - LAP ANALYSIS

DIFF = Difference To Personal Best Lap

4 - 2:26.294 (3) 0.593 73.05 15:32:10.266
5 - 2:29.626 3.925 71.43 15:34:39.892

P23 31 Bryn GRIFFITHS				
LAP	LAP TIME	DIFF	MPH	TIME OF DAY
1 -	2:38.373 (2)	10.320	67.48	15:24:57.009
2 -	2:28.053 (1)		72.19	15:27:25.062