



# BRSCC Mazda MX-5 Championship

Anglesey International GP Circuit

5<sup>th</sup> / 6<sup>th</sup> August 2017



Results Provided by Timing Solutions Ltd  
[www.tsl-timing.com](http://www.tsl-timing.com)

## BRSCC Mazda MX-5 Championship - Group 1

### QUALIFYING - GROUP 1 - CLASSIFICATION

POS	NO	NAME	ENTRY	TIME	ON	LAPS	GAP	DIFF	MPH
1	15	John LANGRIDGE	Mazda MX-5	1:48.510	1	7			69.67
2	36	Samuel SMITH	Mazda MX-5	1:48.554	9	10	0.044	0.044	69.64
3	23	Martin TOLLEY (M)	Mazda MX-5	1:48.619	1	8	0.109	0.065	69.60
4	43	Will BLACKWELL-CHAMBERS	Mazda MX-5	1:48.625	1	10	0.115	0.006	69.59
5	175	Patrick LAY	Mazda MX-5	1:48.854	2	10	0.344	0.229	69.45
6	94	Charlie BURGE	Mazda MX-5	1:48.991	2	10	0.481	0.137	69.36
7	68	Paul TUCKER (M)	Mazda MX-5	1:49.420	2	10	0.910	0.429	69.09
8	18	Clive POWLES (M)	Mazda MX-5	1:49.492	2	10	0.982	0.072	69.04
9	77	Stephen FODEN	Mazda MX-5	1:50.102	11	11	1.592	0.610	68.66
10	5	Richard COLLINS (M)	Mazda MX-5	1:50.287	9	10	1.777	0.185	68.54
11	67	Simon ORANGE (M)	Mazda MX-5	1:50.477	7	10	1.967	0.190	68.43
12	99	Patrick COLLINS (M)	Mazda MX-5	1:50.628	2	10	2.118	0.151	68.33
13	29	Adam CRAIG	Mazda MX-5	1:51.055	6	11	2.545	0.427	68.07
14	74	Clive CHISNALL (M)	Mazda MX-5	1:51.241	10	11	2.731	0.186	67.96
15	7	Adrian BURGE (M)	Mazda MX-5	1:51.792	2	10	3.282	0.551	67.62
16	132	Jason TAYLOR	Mazda MX-5	1:51.821	8	11	3.311	0.029	67.60
17	101	Simon WOODS (M)	Mazda MX-5	1:52.143	7	10	3.633	0.322	67.41
18	60	Nick LE DOYEN (M)	Mazda MX-5	1:52.306	10	10	3.796	0.163	67.31
19	30	Paul AUSTIN (M)	Mazda MX-5	1:52.445	8	10	3.935	0.139	67.23
20	17	Russ LINDSAY (M)	Mazda MX-5	1:52.795	3	10	4.285	0.350	67.02
21	12	Paul HUGHES	Mazda MX-5	1:53.322	7	10	4.812	0.527	66.71
22	65	Joseph NEHORAI	Mazda MX-5	1:55.695	10	11	7.185	2.373	65.34

\* Car 123 - No Working Transponder - No time allowed.

Weather / Track : Bright / Dry

These results are provisional until the conclusion of any judicial and technical matters.

Anglesey International GP

Circuit Length = 2.1000 miles

Start: 09:00 Flag 09:20 End: 09:22

Clerk Of Course :

Timekeeper :

# BRSCC Mazda MX-5 Championship - Group 1

## QUALIFYING - GROUP 1 - LAP ANALYSIS

DIFF = Difference To Personal Best Lap

<b>P1 15 John LANGRIDGE</b>				
LAP	LAP TIME	DIFF	MPH	TIME OF DAY
1 -	<b>1:48.510 (1)</b>		<b>69.67</b>	<b>09:04:07.280</b>
2 -	1:48.840 (2)	0.330	69.45	09:05:56.120
3 -	1:50.554	2.044	68.38	09:07:46.674
4 -	1:49.154 (3)	0.644	69.25	09:09:35.828
5 -	1:55.832 P	7.322	65.26	09:11:31.660
6 -	3:25.197	1:36.687	36.84	09:14:56.857
7 -	1:51.414 P	2.904	67.85	09:16:48.271

<b>P2 36 Samuel SMITH</b>				
LAP	LAP TIME	DIFF	MPH	TIME OF DAY
1 -	1:48.791	0.237	69.49	09:04:12.986
2 -	1:49.266	0.712	69.18	09:06:02.252
3 -	1:51.918	3.364	67.54	09:07:54.170
4 -	1:59.001	10.447	63.52	09:09:53.171
5 -	1:48.924	0.370	69.40	09:11:42.095
6 -	1:48.723 (2)	0.169	69.53	09:13:30.818
7 -	1:49.100	0.546	69.29	09:15:19.918
8 -	1:48.750 (3)	0.196	69.51	09:17:08.668
9 -	<b>1:48.554 (1)</b>		<b>69.64</b>	<b>09:18:57.222</b>
10 -	1:48.771	0.217	69.50	09:20:45.993

<b>P3 23 Martin TOLLEY (M)</b>				
LAP	LAP TIME	DIFF	MPH	TIME OF DAY
1 -	<b>1:48.619 (1)</b>		<b>69.60</b>	<b>09:04:06.750</b>
2 -	1:48.745 (2)	0.126	69.52	09:05:55.495
3 -	1:52.592	3.973	67.14	09:07:48.087
4 -	1:50.962 P	2.343	68.13	09:09:39.049
5 -	5:14.707	3:26.088	24.02	09:14:53.756
6 -	1:50.572	1.953	68.37	09:16:44.328
7 -	1:49.795 (3)	1.176	68.85	09:18:34.123
8 -	1:52.869	4.250	66.98	09:20:26.992

<b>P4 43 Will BLACKWELL-CHAMBERS</b>				
LAP	LAP TIME	DIFF	MPH	TIME OF DAY
1 -	<b>1:48.625 (1)</b>		<b>69.59</b>	<b>09:04:06.224</b>
2 -	1:49.582	0.957	68.98	09:05:55.806
3 -	1:51.596	2.971	67.74	09:07:47.402
4 -	1:48.765 (3)	0.140	69.50	09:09:36.167
5 -	1:54.923	6.298	65.78	09:11:31.090
6 -	1:49.063	0.438	69.31	09:13:20.153
7 -	2:00.909	12.284	62.52	09:15:21.062
8 -	1:54.441	5.816	66.06	09:17:15.503
9 -	1:48.709 (2)	0.084	69.54	09:19:04.212
10 -	1:50.640	2.015	68.32	09:20:54.852

<b>P5 175 Patrick LAY</b>				
LAP	LAP TIME	DIFF	MPH	TIME OF DAY
1 -	1:48.882 (2)	0.028	69.43	09:04:09.227
2 -	<b>1:48.854 (1)</b>		<b>69.45</b>	<b>09:05:58.081</b>
3 -	1:49.672	0.818	68.93	09:07:47.753
4 -	2:09.320	20.466	58.45	09:09:57.073
5 -	2:02.484	13.630	61.72	09:11:59.557
6 -	1:50.519	1.665	68.40	09:13:50.076
7 -	1:49.198 (3)	0.344	69.23	09:15:39.274
8 -	1:49.618	0.764	68.96	09:17:28.892
9 -	1:49.496	0.642	69.04	09:19:18.388
10 -	1:56.118	7.264	65.10	09:21:14.506

DIFF = Difference To Personal Best Lap

<b>P6 94 Charlie BURGE</b>				
LAP	LAP TIME	DIFF	MPH	TIME OF DAY
1 -	1:49.968	0.977	68.74	09:04:23.297
2 -	<b>1:48.991 (1)</b>		<b>69.36</b>	<b>09:06:12.288</b>
3 -	1:49.365	0.374	69.12	09:08:01.653
4 -	1:49.331 (2)	0.340	69.14	09:09:50.984
5 -	1:49.355 (3)	0.364	69.13	09:11:40.339
6 -	1:50.936	1.945	68.14	09:13:31.275
7 -	1:49.365	0.374	69.12	09:15:20.640
8 -	1:49.985	0.994	68.73	09:17:10.625
9 -	1:49.865	0.874	68.81	09:19:00.490
10 -	1:49.861	0.870	68.81	09:20:50.351

<b>P7 68 Paul TUCKER (M)</b>				
LAP	LAP TIME	DIFF	MPH	TIME OF DAY
1 -	1:49.642 (3)	0.222	68.95	09:04:11.250
2 -	<b>1:49.420 (1)</b>		<b>69.09</b>	<b>09:06:00.670</b>
3 -	1:50.275	0.855	68.55	09:07:50.945
4 -	1:51.789	2.369	67.62	09:09:42.734
5 -	1:54.640	5.220	65.94	09:11:37.374
6 -	1:50.447	1.027	68.44	09:13:27.821
7 -	1:52.025	2.605	67.48	09:15:19.846
8 -	1:51.330	1.910	67.90	09:17:11.176
9 -	1:50.134	0.714	68.64	09:19:01.310
10 -	1:49.609 (2)	0.189	68.97	09:20:50.919

<b>P8 18 Clive POWLES (M)</b>				
LAP	LAP TIME	DIFF	MPH	TIME OF DAY
1 -	1:49.715 (2)	0.223	68.90	09:04:10.676
2 -	<b>1:49.492 (1)</b>		<b>69.04</b>	<b>09:06:00.168</b>
3 -	1:51.489	1.997	67.80	09:07:51.657
4 -	1:50.053	0.561	68.69	09:09:41.710
5 -	1:50.457	0.965	68.44	09:11:32.167
6 -	1:50.741	1.249	68.26	09:13:22.908
7 -	1:49.964	0.472	68.74	09:15:12.872
8 -	1:53.458	3.966	66.63	09:17:06.330
9 -	1:49.775 (3)	0.283	68.86	09:18:56.105
10 -	1:50.673	1.181	68.30	09:20:46.778

<b>P9 77 Stephen FODEN</b>				
LAP	LAP TIME	DIFF	MPH	TIME OF DAY
1 -	2:18.442	28.340	54.60	09:03:01.761
2 -	1:51.187	1.085	67.99	09:04:52.948
3 -	1:50.533	0.431	68.39	09:06:43.481
4 -	2:08.877	18.775	58.66	09:08:52.358
5 -	1:50.269 (3)	0.167	68.55	09:10:42.627
6 -	1:50.292	0.190	68.54	09:12:32.919
7 -	1:50.879	0.777	68.18	09:14:23.798
8 -	2:22.205	32.103	53.16	09:16:46.003
9 -	1:50.212 (2)	0.110	68.59	09:18:36.215
10 -	1:50.393	0.291	68.48	09:20:26.608
11 -	<b>1:50.102 (1)</b>		<b>68.66</b>	<b>09:22:16.710</b>

<b>P10 5 Richard COLLINS (M)</b>				
LAP	LAP TIME	DIFF	MPH	TIME OF DAY
1 -	3:26.759	1:36.472	36.56	09:04:13.891
2 -	1:50.305 (2)	0.018	68.53	09:06:04.196
3 -	1:50.733	0.446	68.27	09:07:54.929
4 -	1:50.596 (3)	0.309	68.35	09:09:45.525
5 -	1:50.981	0.694	68.11	09:11:36.506

Anglesey International GP  
 Circuit Length = 2.1000 miles  
 Start: 09:00 Flag 09:20 End: 09:22

Weather / Track : Bright / Dry

# BRSCC Mazda MX-5 Championship - Group 1

## QUALIFYING - GROUP 1 - LAP ANALYSIS

DIFF = Difference To Personal Best Lap

6 -	1:50.666	0.379	68.31	09:13:27.172
7 -	1:50.886	0.599	68.17	09:15:18.058
8 -	1:51.620	1.333	67.72	09:17:09.678
<b>9 -</b>	<b>1:50.287 (1)</b>		<b>68.54</b>	<b>09:18:59.965</b>
10 -	1:52.477	2.190	67.21	09:20:52.442

### P11 67 Simon ORANGE (M)

LAP	LAP TIME	DIFF	MPH	TIME OF DAY
1 -	2:05.383	14.906	60.29	09:02:42.263
2 -	1:51.059 (3)	0.582	68.07	09:04:33.322
3 -	1:51.132	0.655	68.02	09:06:24.454
4 -	1:51.754	1.277	67.64	09:08:16.208
5 -	3:02.377	1:11.900	41.45	09:11:18.585
6 -	2:04.741	14.264	60.60	09:13:23.326
<b>7 -</b>	<b>1:50.477 (1)</b>		<b>68.43</b>	<b>09:15:13.803</b>
8 -	1:51.644	1.167	67.71	09:17:05.447
9 -	1:53.768	3.291	66.45	09:18:59.215
10 -	1:50.822 (2)	0.345	68.21	09:20:50.037

### P12 99 Patrick COLLINS (M)

LAP	LAP TIME	DIFF	MPH	TIME OF DAY
1 -	1:52.913	2.285	66.95	09:04:24.498
<b>2 -</b>	<b>1:50.628 (1)</b>		<b>68.33</b>	<b>09:06:15.126</b>
3 -	1:51.127	0.499	68.03	09:08:06.253
4 -	1:50.955 (3)	0.327	68.13	09:09:57.208
5 -	1:51.178	0.550	67.99	09:11:48.386
6 -	1:51.017	0.389	68.09	09:13:39.403
7 -	1:50.893 (2)	0.265	68.17	09:15:30.296
8 -	1:51.179	0.551	67.99	09:17:21.475
9 -	1:51.322	0.694	67.91	09:19:12.797
10 -	1:58.644	8.016	63.72	09:21:11.441

### P13 29 Adam CRAIG

LAP	LAP TIME	DIFF	MPH	TIME OF DAY
1 -	2:28.985	37.930	50.74	09:02:57.744
2 -	1:51.619	0.564	67.73	09:04:49.363
3 -	1:51.390	0.335	67.86	09:06:40.753
4 -	1:51.888	0.833	67.56	09:08:32.641
5 -	1:51.171 (2)	0.116	68.00	09:10:23.812
<b>6 -</b>	<b>1:51.055 (1)</b>		<b>68.07</b>	<b>09:12:14.867</b>
7 -	1:51.172 (3)	0.117	68.00	09:14:06.039
8 -	1:51.444	0.389	67.83	09:15:57.483
9 -	1:51.831	0.776	67.60	09:17:49.314
10 -	1:51.528	0.473	67.78	09:19:40.842
11 -	1:51.212	0.157	67.97	09:21:32.054

### P14 74 Clive CHISNALL (M)

LAP	LAP TIME	DIFF	MPH	TIME OF DAY
1 -	2:15.853	24.612	55.64	09:02:54.921
2 -	1:59.976	8.735	63.01	09:04:54.897
3 -	1:52.298	1.057	67.32	09:06:47.195
4 -	1:51.856 (3)	0.615	67.58	09:08:39.051
5 -	1:53.360	2.119	66.69	09:10:32.411
6 -	1:51.877	0.636	67.57	09:12:24.288
7 -	1:51.527 (2)	0.286	67.78	09:14:15.815
8 -	1:51.865	0.624	67.58	09:16:07.680
9 -	1:52.418	1.177	67.24	09:18:00.098
<b>10 -</b>	<b>1:51.241 (1)</b>		<b>67.96</b>	<b>09:19:51.339</b>
11 -	1:52.156	0.915	67.40	09:21:43.495

DIFF = Difference To Personal Best Lap

LAP	LAP TIME	DIFF	MPH	TIME OF DAY
<b>P15 7 Adrian BURGE (M)</b>				
1 -	1:53.082	1.290	66.85	09:04:28.092
<b>2 -</b>	<b>1:51.792 (1)</b>		<b>67.62</b>	<b>09:06:19.884</b>
3 -	1:52.480	0.688	67.21	09:08:12.364
4 -	1:52.060	0.268	67.46	09:10:04.424
5 -	1:52.743	0.951	67.05	09:11:57.167
6 -	1:53.510	1.718	66.60	09:13:50.677
7 -	1:51.907 (3)	0.115	67.55	09:15:42.584
8 -	1:52.492	0.700	67.20	09:17:35.076
9 -	1:52.764	0.972	67.04	09:19:27.840
10 -	1:51.884 (2)	0.092	67.56	09:21:19.724

### P16 132 Jason TAYLOR

LAP	LAP TIME	DIFF	MPH	TIME OF DAY
1 -	2:12.065	20.244	57.24	09:02:53.529
2 -	1:54.131	2.310	66.23	09:04:47.660
3 -	1:52.643	0.822	67.11	09:06:40.303
4 -	1:53.814	1.993	66.42	09:08:34.117
5 -	1:52.092 (2)	0.271	67.44	09:10:26.209
6 -	1:52.747	0.926	67.05	09:12:18.956
7 -	1:52.971	1.150	66.91	09:14:11.927
<b>8 -</b>	<b>1:51.821 (1)</b>		<b>67.60</b>	<b>09:16:03.748</b>
9 -	1:52.544 (3)	0.723	67.17	09:17:56.292
10 -	1:53.227	1.406	66.76	09:19:49.519
11 -	1:52.764	0.943	67.04	09:21:42.283

### P17 101 Simon WOODS (M)

LAP	LAP TIME	DIFF	MPH	TIME OF DAY
1 -	1:53.470	1.327	66.62	09:04:24.006
2 -	1:52.336 (2)	0.193	67.29	09:06:16.342
3 -	1:53.360	1.217	66.69	09:08:09.702
4 -	1:53.516	1.373	66.59	09:10:03.218
5 -	1:53.300	1.157	66.72	09:11:56.518
6 -	1:52.522 (3)	0.379	67.18	09:13:49.040
<b>7 -</b>	<b>1:52.143 (1)</b>		<b>67.41</b>	<b>09:15:41.183</b>
8 -	1:53.251	1.108	66.75	09:17:34.434
9 -	1:53.721	1.578	66.47	09:19:28.155
10 -	1:53.536	1.393	66.58	09:21:21.691

### P18 60 Nick LE DOYEN (M)

LAP	LAP TIME	DIFF	MPH	TIME OF DAY
1 -	1:52.959	0.653	66.92	09:04:31.649
2 -	1:52.454 (2)	0.148	67.22	09:06:24.103
3 -	1:52.835	0.529	67.00	09:08:16.938
4 -	1:52.799	0.493	67.02	09:10:09.737
5 -	1:53.037	0.731	66.88	09:12:02.774
6 -	1:52.861	0.555	66.98	09:13:55.635
7 -	1:52.533 (3)	0.227	67.18	09:15:48.168
8 -	1:52.741	0.435	67.05	09:17:40.909
9 -	1:52.671	0.365	67.09	09:19:33.580
<b>10 -</b>	<b>1:52.306 (1)</b>		<b>67.31</b>	<b>09:21:25.886</b>

### P19 30 Paul AUSTIN (M)

LAP	LAP TIME	DIFF	MPH	TIME OF DAY
1 -	1:53.732	1.287	66.47	09:04:29.179
2 -	1:53.492	1.047	66.61	09:06:22.671
3 -	1:53.317	0.872	66.71	09:08:15.988
4 -	1:53.982	1.537	66.32	09:10:09.970
5 -	1:53.853	1.408	66.40	09:12:03.823

Anglesey International GP  
Circuit Length = 2.1000 miles  
Start: 09:00 Flag 09:20 End: 09:22

Weather / Track : Bright / Dry

## BRSCC Mazda MX-5 Championship - Group 1

### QUALIFYING - GROUP 1 - LAP ANALYSIS

DIFF = Difference To Personal Best Lap

6 -	1:52.809 (3)	0.364	67.01	09:13:56.632
7 -	1:52.671 (2)	0.226	67.09	09:15:49.303
<b>8 -</b>	<b>1:52.445 (1)</b>		<b>67.23</b>	<b>09:17:41.748</b>
9 -	1:52.837	0.392	66.99	09:19:34.585
10 -	1:52.910	0.465	66.95	09:21:27.495

<b>P20</b>	<b>17 Russ LINDSAY (M)</b>			
LAP	LAP TIME	DIFF	MPH	TIME OF DAY

1 -	1:53.741	0.946	66.46	09:04:33.167
2 -	1:54.208	1.413	66.19	09:06:27.375
<b>3 -</b>	<b>1:52.795 (1)</b>		<b>67.02</b>	<b>09:08:20.170</b>
4 -	1:54.120	1.325	66.24	09:10:14.290
5 -	1:57.203	4.408	64.50	09:12:11.493
6 -	1:56.010	3.215	65.16	09:14:07.503
7 -	1:53.372	0.577	66.68	09:16:00.875
8 -	1:53.358 (3)	0.563	66.69	09:17:54.233
9 -	1:59.423	6.628	63.30	09:19:53.656
10 -	1:52.902 (2)	0.107	66.96	09:21:46.558

<b>P21</b>	<b>12 Paul HUGHES</b>			
LAP	LAP TIME	DIFF	MPH	TIME OF DAY

1 -	1:58.018	4.696	64.05	09:04:32.390
2 -	1:56.585	3.263	64.84	09:06:28.975
3 -	1:55.685	2.363	65.34	09:08:24.660
4 -	1:55.880	2.558	65.23	09:10:20.540
5 -	1:54.043 (2)	0.721	66.29	09:12:14.583
6 -	1:55.539	2.217	65.43	09:14:10.122
<b>7 -</b>	<b>1:53.322 (1)</b>		<b>66.71</b>	<b>09:16:03.444</b>
8 -	1:59.131	5.809	63.45	09:18:02.575
9 -	1:55.132	1.810	65.66	09:19:57.707
10 -	1:54.099 (3)	0.777	66.25	09:21:51.806

<b>P22</b>	<b>65 Joseph NEHORAI</b>			
LAP	LAP TIME	DIFF	MPH	TIME OF DAY

1 -	2:12.478	16.783	57.06	09:02:47.397
2 -	1:56.696	1.001	64.78	09:04:44.093
3 -	1:55.697 (2)	0.002	65.34	09:06:39.790
4 -	1:57.325	1.630	64.43	09:08:37.115
5 -	1:57.010	1.315	64.60	09:10:34.125
6 -	1:57.405	1.710	64.39	09:12:31.530
7 -	1:56.509	0.814	64.88	09:14:28.039
8 -	1:57.136	1.441	64.54	09:16:25.175
9 -	1:56.325 (3)	0.630	64.99	09:18:21.500
<b>10 -</b>	<b>1:55.695 (1)</b>		<b>65.34</b>	<b>09:20:17.195</b>
11 -	1:58.332	2.637	63.88	09:22:15.527

## BRSCC Mazda MX-5 Championship - Group 2

### QUALIFYING - GROUP 2 - CLASSIFICATION

POS	NO	NAME	ENTRY	TIME	ON	LAPS	GAP	DIFF	MPH
1	72	Joshua JACKSON	Mazda MX-5	1:48.299	3	10			69.80
2	158	Mike COMBER	Mazda MX-5	1:48.521	2	10	0.222	0.222	69.66
3	63	Oliver ALLWOOD	Mazda MX-5	1:48.625	3	9	0.326	0.104	69.59
4	83	Brian TROTT	Mazda MX-5	1:48.645	2	9	0.346	0.020	69.58
5	105	Roger CHESNEAU	Mazda MX-5	1:49.047	9	10	0.748	0.402	69.32
6	33	Jason GREATREX	Mazda MX-5	1:49.227	1	10	0.928	0.180	69.21
7	10	Teddy CLARK	Mazda MX-5	1:49.611	6	7	1.312	0.384	68.97
8	16	Matt PICKFORD (M)	Mazda MX-5	1:50.297	4	10	1.998	0.686	68.54
9	40	Ben HANCY	Mazda MX-5	1:50.568	7	10	2.269	0.271	68.37
10	80	Anthony HUTCHINS (M)	Mazda MX-5	1:50.677	4	10	2.378	0.109	68.30
11	69	Sam GENDY	Mazda MX-5	1:50.692	3	10	2.393	0.015	68.29
12	11	Stuart BRITTLE (M)	Mazda MX-5	1:50.810	8	10	2.511	0.118	68.22
13	19	Oliver ROBINSON (M)	Mazda MX-5	1:50.977	3	10	2.678	0.167	68.12
14	777	Courtney MILNES	Mazda MX-5	1:51.122	1	9	2.823	0.145	68.03
15	56	Max NORFOLK	Mazda MX-5	1:51.660	9	10	3.361	0.538	67.70
16	25	Ivan LEARY (M)	Mazda MX-5	1:51.661	1	10	3.362	0.001	67.70
17	31	Bryn GRIFFITHS (M)	Mazda MX-5	1:51.701	9	10	3.402	0.040	67.68
18	26	Charlie RAWLES	Mazda MX-5	1:52.184	3	10	3.885	0.483	67.38
19	117	Michael CLOSE	Mazda MX-5	1:52.795	5	10	4.496	0.611	67.02
20	58	Dale WHITEMAN (M)	Mazda MX-5	1:54.139	10	10	5.840	1.344	66.23
21	2	Jake STYLES	Mazda MX-5	1:57.444	6	9	9.145	3.305	64.37
22	119	Russell JONES	Mazda MX-5	1:57.464	2	4	9.165	0.020	64.36

Weather / Track : Bright / Dry

These results are provisional until the conclusion of any judicial and technical matters.

Anglesey International GP

Circuit Length = 2.1000 miles

Start: 09:54 Flag 10:14 End: 10:17

Clerk Of Course :	Timekeeper :
-------------------	--------------



## BRSCC Mazda MX-5 Championship - Group 2

### QUALIFYING - GROUP 2 - LAP ANALYSIS

DIFF = Difference To Personal Best Lap

P1 72 Joshua JACKSON				
LAP	LAP TIME	DIFF	MPH	TIME OF DAY
1 -	1:48.429 (2)	0.130	69.72	09:58:09.778
2 -	1:48.593	0.294	69.61	09:59:58.371
3 -	<b>1:48.299 (1)</b>		<b>69.80</b>	<b>10:01:46.670</b>
4 -	1:48.954	0.655	69.38	10:03:35.624
5 -	1:48.926	0.627	69.40	10:05:24.550
6 -	1:48.942	0.643	69.39	10:07:13.492
7 -	1:48.948	0.649	69.39	10:09:02.440
8 -	1:48.747	0.448	69.51	10:10:51.187
9 -	1:52.396	4.097	67.26	10:12:43.583
10 -	1:48.483 (3)	0.184	69.68	10:14:32.066

P2 158 Mike COMBER				
LAP	LAP TIME	DIFF	MPH	TIME OF DAY
1 -	1:48.895	0.374	69.42	09:58:14.036
2 -	<b>1:48.521 (1)</b>		<b>69.66</b>	<b>10:00:02.557</b>
3 -	1:49.094	0.573	69.29	10:01:51.651
4 -	1:49.041	0.520	69.33	10:03:40.692
5 -	1:55.324	6.803	65.55	10:05:36.016
6 -	1:55.834	7.313	65.26	10:07:31.850
7 -	2:03.932	15.411	61.00	10:09:35.782
8 -	1:48.793 (3)	0.272	69.48	10:11:24.575
9 -	1:48.892	0.371	69.42	10:13:13.467
10 -	1:48.771 (2)	0.250	69.50	10:15:02.238

P3 63 Oliver ALLWOOD				
LAP	LAP TIME	DIFF	MPH	TIME OF DAY
1 -	1:48.873 (3)	0.248	69.43	09:58:04.624
2 -	1:49.004	0.379	69.35	09:59:53.628
3 -	<b>1:48.625 (1)</b>		<b>69.59</b>	<b>10:01:42.253</b>
4 -	1:49.801 P	1.176	68.85	10:03:32.054
5 -	2:42.578	53.953	46.50	10:06:14.632
6 -	2:45.707	57.082	45.62	10:09:00.339
7 -	1:52.786	4.161	67.02	10:10:53.125
8 -	1:48.941	0.316	69.39	10:12:42.066
9 -	1:48.660 (2)	0.035	69.57	10:14:30.726

P4 83 Brian TROTT				
LAP	LAP TIME	DIFF	MPH	TIME OF DAY
1 -	1:49.356	0.711	69.13	09:58:05.928
2 -	<b>1:48.645 (1)</b>		<b>69.58</b>	<b>09:59:54.573</b>
3 -	1:51.177 P	2.532	67.99	10:01:45.750
4 -	3:49.386	2:00.741	32.95	10:05:35.136
5 -	1:55.077	6.432	65.69	10:07:30.213
6 -	1:54.261	5.616	66.16	10:09:24.474
7 -	1:49.121 (3)	0.476	69.28	10:11:13.595
8 -	1:49.084 (2)	0.439	69.30	10:13:02.679
9 -	2:07.546	18.901	59.27	10:15:10.225

P5 105 Roger CHESNEAU				
LAP	LAP TIME	DIFF	MPH	TIME OF DAY
1 -	1:49.159 (2)	0.112	69.25	09:58:16.058
2 -	1:49.228 (3)	0.181	69.21	10:00:05.286
3 -	1:51.609	2.562	67.73	10:01:56.895
4 -	1:50.498	1.451	68.41	10:03:47.393
5 -	1:51.152	2.105	68.01	10:05:38.545
6 -	1:51.981	2.934	67.51	10:07:30.526
7 -	1:53.420	4.373	66.65	10:09:23.946
8 -	1:51.562	2.515	67.76	10:11:15.508

DIFF = Difference To Personal Best Lap

9 -	<b>1:49.047 (1)</b>		<b>69.32</b>	<b>10:13:04.555</b>
10 -	1:49.552	0.505	69.00	10:14:54.107

P6 33 Jason GREATREX				
LAP	LAP TIME	DIFF	MPH	TIME OF DAY
1 -	<b>1:49.227 (1)</b>		<b>69.21</b>	<b>09:58:12.993</b>
2 -	1:51.076	1.849	68.06	10:00:04.069
3 -	1:49.093 D		69.29	10:01:53.162
4 -	1:49.511 (3)	0.284	69.03	10:03:42.673
5 -	1:57.556	8.329	64.30	10:05:40.229
6 -	2:03.710	14.483	61.11	10:07:43.939
7 -	1:51.285	2.058	67.93	10:09:35.224
8 -	1:57.680	8.453	64.24	10:11:32.904
9 -	1:49.448 (2)	0.221	69.07	10:13:22.352
10 -	1:49.754	0.527	68.88	10:15:12.106

P7 10 Teddy CLARK				
LAP	LAP TIME	DIFF	MPH	TIME OF DAY
1 -	1:50.574 (3)	0.963	68.37	09:59:10.058
2 -	2:15.898	26.287	55.62	10:01:25.956
3 -	1:50.467 (2)	0.856	68.43	10:03:16.423
4 -	2:39.414	49.803	47.42	10:05:55.837
5 -	3:17.789	1:28.178	38.22	10:09:13.627
6 -	<b>1:49.611 (1)</b>		<b>68.97</b>	<b>10:11:03.238</b>
7 -	2:38.343 P	48.732	47.74	10:13:41.581

P8 16 Matt PICKFORD (M)				
LAP	LAP TIME	DIFF	MPH	TIME OF DAY
1 -	1:51.029 (2)	0.732	68.09	09:58:15.852
2 -	1:51.421	1.124	67.85	10:00:07.273
3 -	1:52.725	2.428	67.06	10:01:59.998
4 -	<b>1:50.297 (1)</b>		<b>68.54</b>	<b>10:03:50.295</b>
5 -	1:52.487	2.190	67.20	10:05:42.782
6 -	1:51.135 (3)	0.838	68.02	10:07:33.917
7 -	1:51.917	1.620	67.55	10:09:25.834
8 -	1:52.367	2.070	67.27	10:11:18.201
9 -	1:53.350	3.053	66.69	10:13:11.551
10 -	2:11.620	21.323	57.43	10:15:23.171

P9 40 Ben HANCY				
LAP	LAP TIME	DIFF	MPH	TIME OF DAY
1 -	1:50.822	0.254	68.21	09:58:10.417
2 -	1:51.449	0.881	67.83	10:00:01.866
3 -	1:51.049	0.481	68.07	10:01:52.915
4 -	1:50.793	0.225	68.23	10:03:43.708
5 -	1:50.576 (2)	0.008	68.36	10:05:34.284
6 -	1:51.218	0.650	67.97	10:07:25.502
7 -	<b>1:50.568 (1)</b>		<b>68.37</b>	<b>10:09:16.070</b>
8 -	1:50.967	0.399	68.12	10:11:07.037
9 -	1:50.925	0.357	68.15	10:12:57.962
10 -	1:50.788 (3)	0.220	68.23	10:14:48.750

P10 80 Anthony HUTCHINS (M)				
LAP	LAP TIME	DIFF	MPH	TIME OF DAY
1 -	1:51.615	0.938	67.73	09:58:25.432
2 -	1:51.227	0.550	67.96	10:00:16.659
3 -	1:51.268	0.591	67.94	10:02:07.927
4 -	<b>1:50.677 (1)</b>		<b>68.30</b>	<b>10:03:58.604</b>
5 -	1:51.495	0.818	67.80	10:05:50.099
6 -	1:51.057 (3)	0.380	68.07	10:07:41.156

Weather / Track : Bright / Dry

Anglesey International GP  
Circuit Length = 2.1000 miles  
Start: 09:54 Flag 10:14 End: 10:17

## BRSCC Mazda MX-5 Championship - Group 2

### QUALIFYING - GROUP 2 - LAP ANALYSIS

DIFF = Difference To Personal Best Lap

7 -	1:51.116	0.439	68.03	10:09:32.272
8 -	1:50.853 (2)	0.176	68.19	10:11:23.125
9 -	1:51.355	0.678	67.89	10:13:14.480
10 -	1:54.980	4.303	65.75	10:15:09.460

#### P11 69 Sam GENDY

LAP	LAP TIME	DIFF	MPH	TIME OF DAY
1 -	1:51.462	0.770	67.82	09:58:17.507
2 -	1:50.833 (2)	0.141	68.21	10:00:08.340
3 -	<b>1:50.692 (1)</b>		<b>68.29</b>	<b>10:01:59.032</b>
4 -	1:54.890 P	4.198	65.80	10:03:53.922
5 -	2:31.105	40.413	50.03	10:06:25.027
6 -	1:51.480	0.788	67.81	10:08:16.507
7 -	1:52.310	1.618	67.31	10:10:08.817
8 -	1:51.437 (3)	0.745	67.84	10:12:00.254
9 -	1:52.383	1.691	67.26	10:13:52.637
10 -	1:52.392	1.700	67.26	10:15:45.029

#### P12 11 Stuart BRITTLE (M)

LAP	LAP TIME	DIFF	MPH	TIME OF DAY
1 -	1:52.288	1.478	67.32	09:58:20.316
2 -	1:53.951	3.141	66.34	10:00:14.267
3 -	1:52.555	1.745	67.16	10:02:06.822
4 -	1:50.923 (2)	0.113	68.15	10:03:57.745
5 -	1:52.978	2.168	66.91	10:05:50.723
6 -	1:51.199	0.389	67.98	10:07:41.922
7 -	1:50.951	0.141	68.13	10:09:32.873
8 -	<b>1:50.810 (1)</b>		<b>68.22</b>	<b>10:11:23.683</b>
9 -	1:51.381	0.571	67.87	10:13:15.064
10 -	1:50.937 (3)	0.127	68.14	10:15:06.001

#### P13 19 Oliver ROBINSON (M)

LAP	LAP TIME	DIFF	MPH	TIME OF DAY
1 -	1:51.015 (2)	0.038	68.09	09:58:20.033
2 -	1:51.827	0.850	67.60	10:00:11.860
3 -	<b>1:50.977 (1)</b>		<b>68.12</b>	<b>10:02:02.837</b>
4 -	1:51.624	0.647	67.72	10:03:54.461
5 -	1:52.086	1.109	67.44	10:05:46.547
6 -	1:51.605	0.628	67.73	10:07:38.152
7 -	1:51.404	0.427	67.86	10:09:29.556
8 -	1:51.430	0.453	67.84	10:11:20.986
9 -	1:51.604	0.627	67.73	10:13:12.590
10 -	1:51.324 (3)	0.347	67.90	10:15:03.914

#### P14 777 Courtney MILNES

LAP	LAP TIME	DIFF	MPH	TIME OF DAY
1 -	<b>1:51.122 (1)</b>		<b>68.03</b>	<b>09:58:21.057</b>
2 -	1:54.150	3.028	66.22	10:00:15.207
3 -	2:09.673	18.551	58.30	10:02:24.880
4 -	2:48.537	57.415	44.85	10:05:13.417
5 -	2:01.370	10.248	62.28	10:07:14.787
6 -	1:51.389 (2)	0.267	67.87	10:09:06.176
7 -	1:52.034 (3)	0.912	67.47	10:10:58.210
8 -	1:53.096	1.974	66.84	10:12:51.306
9 -	1:52.383	1.261	67.26	10:14:43.689

#### P15 56 Max NORFOLK

LAP	LAP TIME	DIFF	MPH	TIME OF DAY
1 -	1:52.299 (3)	0.639	67.32	09:58:27.088
2 -	1:52.009 (2)	0.349	67.49	10:00:19.097

DIFF = Difference To Personal Best Lap

3 -	1:53.166	1.506	66.80	10:02:12.263
4 -	1:52.777	1.117	67.03	10:04:05.040
5 -	1:53.520	1.860	66.59	10:05:58.560
6 -	1:53.038	1.378	66.88	10:07:51.598
7 -	1:53.613	1.953	66.54	10:09:45.211
8 -	1:53.013	1.353	66.89	10:11:38.224
9 -	<b>1:51.660 (1)</b>		<b>67.70</b>	<b>10:13:29.884</b>
10 -	1:53.113	1.453	66.83	10:15:22.997

#### P16 25 Ivan LEARY (M)

LAP	LAP TIME	DIFF	MPH	TIME OF DAY
1 -	<b>1:51.661 (1)</b>		<b>67.70</b>	<b>09:58:27.918</b>
2 -	1:52.185	0.524	67.38	10:00:20.103
3 -	1:55.213	3.552	65.61	10:02:15.316
4 -	1:51.991	0.330	67.50	10:04:07.307
5 -	1:52.523	0.862	67.18	10:05:59.830
6 -	1:54.610	2.949	65.96	10:07:54.440
7 -	1:51.733 (2)	0.072	67.66	10:09:46.173
8 -	1:52.362	0.701	67.28	10:11:38.535
9 -	1:51.961 (3)	0.300	67.52	10:13:30.496
10 -	1:54.961	3.300	65.76	10:15:25.457

#### P17 31 Bryn GRIFFITHS (M)

LAP	LAP TIME	DIFF	MPH	TIME OF DAY
1 -	1:52.055 (2)	0.354	67.46	09:58:26.504
2 -	1:53.272	1.571	66.74	10:00:19.776
3 -	1:54.568	2.867	65.98	10:02:14.344
4 -	1:51.816 D	0.115	67.61	10:04:06.160
5 -	1:54.210	2.509	66.19	10:06:00.370
6 -	1:59.566	7.865	63.22	10:07:59.936
7 -	1:52.011 D	0.310	67.49	10:09:51.947
8 -	1:52.168 (3)	0.467	67.39	10:11:44.115
9 -	<b>1:51.701 (1)</b>		<b>67.68</b>	<b>10:13:35.816</b>
10 -	1:52.385	0.684	67.26	10:15:28.201

#### P18 26 Charlie RAWLES

LAP	LAP TIME	DIFF	MPH	TIME OF DAY
1 -	1:54.042	1.858	66.29	09:58:27.488
2 -	1:53.221	1.037	66.77	10:00:20.709
3 -	<b>1:52.184 (1)</b>		<b>67.38</b>	<b>10:02:12.893</b>
4 -	1:52.728	0.544	67.06	10:04:05.621
5 -	1:53.006	0.822	66.89	10:05:58.627
6 -	1:53.626	1.442	66.53	10:07:52.253
7 -	1:52.428	0.244	67.24	10:09:44.681
8 -	1:52.401 (3)	0.217	67.25	10:11:37.082
9 -	1:52.358 (2)	0.174	67.28	10:13:29.440
10 -	1:55.432	3.248	65.49	10:15:24.872

#### P19 117 Michael CLOSE

LAP	LAP TIME	DIFF	MPH	TIME OF DAY
1 -	2:15.182	22.387	55.92	09:57:35.593
2 -	1:56.199	3.404	65.06	09:59:31.792
3 -	1:59.719	6.924	63.14	10:01:31.511
4 -	1:53.396 (3)	0.601	66.66	10:03:24.907
5 -	<b>1:52.795 (1)</b>		<b>67.02</b>	<b>10:05:17.702</b>
6 -	1:53.741	0.946	66.46	10:07:11.443
7 -	1:57.340 P	4.545	64.42	10:09:08.783
8 -	2:33.553	40.758	49.23	10:11:42.336
9 -	1:54.456	1.661	66.05	10:13:36.792
10 -	1:53.331 (2)	0.536	66.70	10:15:30.123

Weather / Track : Bright / Dry



## BRSCC Mazda MX-5 Championship - Group 2

### QUALIFYING - GROUP 2 - LAP ANALYSIS


DIFF = Difference To Personal Best Lap

<b>P20 58 Dale WHITEMAN (M)</b>				
LAP	LAP TIME	DIFF	MPH	TIME OF DAY
1 -	1:56.158	2.019	65.08	09:58:33.657
2 -	1:55.157	1.018	65.64	10:00:28.814
3 -	1:55.744	1.605	65.31	10:02:24.558
4 -	1:54.936	0.797	65.77	10:04:19.494
5 -	1:54.471 (3)	0.332	66.04	10:06:13.965
6 -	1:56.208	2.069	65.05	10:08:10.173
7 -	1:54.265 (2)	0.126	66.16	10:10:04.438
8 -	2:14.245	20.106	56.31	10:12:18.683
9 -	1:54.799	0.660	65.85	10:14:13.482
<b>10 -</b>	<b>1:54.139 (1)</b>		<b>66.23</b>	<b>10:16:07.621</b>

<b>P21 2 Jake STYLES</b>				
LAP	LAP TIME	DIFF	MPH	TIME OF DAY
1 -	2:02.172	4.728	61.87	09:59:01.313
2 -	1:59.987	2.543	63.00	10:01:01.300
3 -	1:58.492 (3)	1.048	63.80	10:02:59.792
4 -	2:03.645	6.201	61.14	10:05:03.437
5 -	1:57.957 (2)	0.513	64.09	10:07:01.394
<b>6 -</b>	<b>1:57.444 (1)</b>		<b>64.37</b>	<b>10:08:58.838</b>
7 -	1:59.017	1.573	63.52	10:10:57.855
8 -	1:58.736	1.292	63.67	10:12:56.591
9 -	2:52.079 P	54.635	43.93	10:15:48.670

<b>P22 119 Russell JONES</b>				
LAP	LAP TIME	DIFF	MPH	TIME OF DAY
1 -	1:57.987 (2)	0.523	64.07	09:58:48.562
<b>2 -</b>	<b>1:57.464 (1)</b>		<b>64.36</b>	<b>10:00:46.026</b>
3 -	2:02.816 (3)	5.352	61.55	10:02:48.842
4 -	2:22.172 P	24.708	53.17	10:05:11.014

**BRSCC Mazda MX-5 Championship - 1A - Re-Issued**  
**RACE 1 - GRID (20 minutes)**


ROW 12	23	<b>11</b> Stuart BRITTLE (M)	
ROW 11	22	<b>67</b> Simon ORANGE (M)	21 <b>69</b> Sam GENDY
ROW 10	20	<b>5</b> Richard COLLINS (M)	19 <b>80</b> Anthony HUTCHINS (M)
ROW 9	18	<b>77</b> Stephen FODEN	17 <b>40</b> Ben HANCY
ROW 8	16	<b>18</b> Clive POWLES (M)	15 <b>16</b> Matt PICKFORD (M)
ROW 7	14	<b>68</b> Paul TUCKER (M)	13 <b>10</b> Teddy CLARK
ROW 6	12	<b>94</b> Charlie BURGE	11 <b>33</b> Jason GREATREX
ROW 5	10	<b>175</b> Patrick LAY	9 <b>105</b> Roger CHESNEAU
ROW 4	8	<b>43</b> Will BLACKWELL-CHAMBERS	7 <b>83</b> Brian TROTT
ROW 3	6	<b>23</b> Martin TOLLEY (M)	5 <b>63</b> Oliver ALLWOOD
ROW 2	4	<b>36</b> Samuel SMITH	3 <b>158</b> Mike COMBER
ROW 1	2	<b>15</b> John LANGRIDGE	1 <b>72</b> Joshua JACKSON
<b>Pole</b>			
			

Anglesey International GP  
 Circuit Length = 2.1000 miles

**These results are provisional until the conclusion of any judicial and technical matters.**

Clerk Of Course :		Timekeeper :	
-------------------	--	--------------	--

**BRSCC Mazda MX-5 Championship - 1B - Re-Issued**  
**RACE 3 - GRID (20 minutes)**

ROW 11	22	<b>123</b> Adam BESSELL	21	<b>65</b> Joseph NEHORAI
ROW 10	20	<b>12</b> Paul HUGHES	19	<b>119</b> Russell JONES
ROW 9	18	<b>17</b> Russ LINDSAY (M)	17	<b>2</b> Jake STYLES
ROW 8	16	<b>30</b> Paul AUSTIN (M)	15	<b>58</b> Dale WHITEMAN (M)
ROW 7	14	<b>60</b> Nick LE DOYEN (M)	13	<b>117</b> Michael CLOSE
ROW 6	12	<b>101</b> Simon WOODS (M)	11	<b>26</b> Charlie RAWLES
ROW 5	10	<b>132</b> Jason TAYLOR	9	<b>31</b> Bryn GRIFFITHS (M)
ROW 4	8	<b>7</b> Adrian BURGE (M)	7	<b>25</b> Ivan LEARY (M)
ROW 3	6	<b>74</b> Clive CHISNALL (M)	5	<b>56</b> Max NORFOLK
ROW 2	4	<b>29</b> Adam CRAIG	3	<b>777</b> Courtney MILNES
ROW 1	2	<b>99</b> Patrick COLLINS (M)	1	<b>19</b> Oliver ROBINSON (M)
<b>Pole</b>				
				

Anglesey International GP  
 Circuit Length = 2.1000 miles

**These results are provisional until the conclusion of any judicial and technical matters.**

Clerk Of Course :	Timekeeper :
-------------------	--------------

# BRSCC Mazda MX-5 Championship - 1A

## RACE 1 - CLASSIFICATION - AMENDMENT

POS	NO	NAME	ENTRY	LAPS	TIME	GAP	DIFF	MPH	BEST	ON
1	72	Joshua JACKSON	Mazda MX-5	11	20:42.043			66.95	1:48.881	7
2	158	Mike COMBER	Mazda MX-5	11	20:42.672	0.629	0.629	66.92	1:48.851	6
3	43	Will BLACKWELL-CHAMBERS	Mazda MX-5	11	20:47.502	5.459	4.830	66.66	1:48.884	3
4	63	Oliver ALLWOOD	Mazda MX-5	11	20:50.368	8.325	2.866	66.50	1:49.050	7
5	83	Brian TROTT	Mazda MX-5	11	20:51.022	8.979	0.654	66.47	1:49.007	2
6	15	John LANGRIDGE	Mazda MX-5	11	20:52.316	10.273	1.294	66.40	1:49.083	2
7	105	Roger CHESNEAU	Mazda MX-5	11	20:57.146	15.103	4.830	66.14	1:49.294	2
8	175	Patrick LAY	Mazda MX-5	11	20:57.982	15.939	0.836	66.10	1:49.989	5
9	94	Charlie BURGE	Mazda MX-5	11	21:00.446	18.403	2.464	65.97	1:49.859	3
10	33	Jason GREATREX	Mazda MX-5	11	21:00.496	18.453	0.050	65.97	1:49.683	4
11	68	Paul TUCKER (M)	Mazda MX-5	11	21:09.402	27.359	8.906	65.51	1:50.691	8
12	23	Martin TOLLEY (M)	Mazda MX-5	11	21:11.429	29.386	2.027	65.40	1:50.632	3
13	77	Stephen FODEN	Mazda MX-5	11	21:11.815	29.772	0.386	65.38	1:50.707	3
14	40	Ben HANCY	Mazda MX-5	11	21:12.341	30.298	0.526	65.35	1:50.249	10
15	10	Teddy CLARK	Mazda MX-5	11	21:13.055	31.012	0.714	65.32	1:50.758	11
16	69	Sam GENDY	Mazda MX-5	11	21:15.870	33.827	2.815	65.17	1:51.248	10
17	5	Richard COLLINS (M)	Mazda MX-5	11	21:16.078	34.035	0.208	65.16	1:51.072	10
18	11	Stuart BRITTLE (M)	Mazda MX-5	11	21:16.551	34.508	0.473	65.14	1:50.836	10
19	80	Anthony HUTCHINS (M)	Mazda MX-5	11	21:17.047	35.004	0.496	65.11	1:51.040	7
20	16	Matt PICKFORD (M)	Mazda MX-5	11	21:18.439	36.396	1.392	65.04	1:50.948	2
21	67*	Simon ORANGE (M)	Mazda MX-5	11	21:24.202	42.159	5.763	64.75	1:50.225	7
22	18	Clive POWLES (M)	Mazda MX-5	9	21:18.664	2 Laps	2 Laps	53.21	1:50.573	8
23	36*	Samuel SMITH	Mazda MX-5	0						

### FASTEST LAP

158	Mike COMBER	Mazda MX-5	6	1:48.851	69.45 mph	111.77 kph
-----	-------------	------------	---	----------	-----------	------------

\* Car 67 - No Working Transponder

\* Car 36 - Excluded from Race - Scrutineer Non Compliance

Weather / Track : Bright / Dry

These results are provisional until the conclusion of any judicial and technical matters.

Anglesey International GP

Circuit Length = 2.1000 miles

Start: 12:20 Flag 12:41 End: 12:42

Clerk Of Course :	Timekeeper :
-------------------	--------------

# BRSCC Mazda MX-5 Championship - 1A

## RACE 1 - LAP CHART

LAP 1 @ 12:22:56.700			LAP 2 @ 12:24:45.712			LAP 3 @ 12:26:34.935			LAP 4 @ 12:28:24.059			LAP 5 @ 12:30:13.100		
NO	BEHIND	LAP TIME	NO	BEHIND	LAP TIME	NO	BEHIND	LAP TIME	NO	BEHIND	LAP TIME	NO	BEHIND	LAP TIME
72		2:31.100	72		1:49.012	72		1:49.223	72		1:49.124	72		1:49.041
158	0.912	2:32.012	158	0.959	1:49.059	158	0.717	1:48.981	158	0.585	1:48.992	158	0.806	1:49.262
36	1.428	2:32.528	36	1.374	1:48.958	36	1.408	1:49.257	36	1.463	1:49.179	36	1.584	1:49.162
43	1.801	2:32.901	43	1.972	1:49.183	43	1.633	1:48.884	43	1.907	1:49.398	43	2.012	1:49.146
15	2.756	2:33.856	15	2.827	1:49.083	15	2.791	1:49.187	83	3.883	1:49.517	83	4.735	1:49.893
83	3.219	2:34.319	83	3.214	1:49.007	83	3.490	1:49.499	15	4.139	1:50.472	15	5.273	1:50.175
105	3.467	2:34.567	105	3.749	1:49.294	63	5.390	1:50.259	63	5.926	1:49.660	63	6.400	1:49.515
63	3.672	2:34.772	63	4.354	1:49.694	105	5.579	1:51.053	105	6.590	1:50.135	105	7.744	1:50.195
175	4.047	2:35.147	175	5.519	1:50.484	175	6.569	1:50.273	175	7.563	1:50.118	175	8.511	1:49.989
33	4.351	2:35.451	94	6.292	1:50.480	94	6.928	1:49.859	33	7.903	1:49.683	94	9.998	1:50.788
94	4.824	2:35.924	33	6.777	1:51.438	33	7.344	1:49.790	94	8.251	1:50.447	33	10.215	1:51.353
23	5.265	2:36.365	23	7.544	1:51.291	23	8.953	1:50.632	68	11.429	1:50.922	68	13.575	1:51.187
68	5.283	2:36.383	68	8.096	1:51.825	68	9.631	1:50.758	23	12.527	1:52.698	23	15.194	1:51.708
10	5.700	2:36.800	10	8.467	1:51.779	10	10.672	1:51.428	10	12.964	1:51.416	10	15.508	1:51.585
40	5.983	2:37.083	40	9.044	1:52.073	40	10.864	1:51.043	40	13.695	1:51.955	77	16.230	1:51.397
5	6.197	2:37.297	77	10.160	1:52.842	77	11.644	1:50.707	77	13.874	1:51.354	40	16.266	1:51.612
77	6.330	2:37.430	5	10.385	1:53.200	5	12.747	1:51.585	5	15.824	1:52.201	69	18.860	1:51.754
69	6.882	2:37.982	69	10.757	1:52.887	69	13.253	1:51.719	69	16.147	1:52.018	5	19.313	1:52.530
80	7.093	2:38.193	80	11.416	1:53.335	80	14.074	1:51.881	80	16.184	1:51.234	11	20.150	1:52.328
11	7.524	2:38.624	11	11.561	1:53.049	11	14.698	1:52.360	11	16.863	1:51.289	80	20.374	1:53.231
67	9.577	2:40.677	67	13.118	1:52.553	16	15.993	1:51.373	16	17.839	1:50.970	16	20.747	1:51.949
16	11.907	2:43.007	16	13.843	1:50.948	67	16.298	1:52.403	67	19.239	1:52.065	67	22.560	1:52.362
18	1:16.087	3:47.187 P							18	2 Laps	4:33.965	18	2 Laps	1:51.158



# BRSCC Mazda MX-5 Championship - 1A

## RACE 1 - LAP CHART

LAP 6 @ 12:32:02.200			LAP 7 @ 12:33:51.081			LAP 8 @ 12:35:40.112			LAP 9 @ 12:37:29.031			LAP 10 @ 12:39:18.118		
NO	BEHIND	LAP TIME	NO	BEHIND	LAP TIME	NO	BEHIND	LAP TIME	NO	BEHIND	LAP TIME	NO	BEHIND	LAP TIME
72		1:49.100	72		1:48.881	72		1:49.031	72		1:48.919	72		1:49.087
158	0.557	1:48.851	158	0.760	1:49.084	158	0.714	1:48.985	158	0.850	1:49.055	158	0.889	1:49.126
36	1.806	1:49.322	36	2.325	1:49.400	43	2.932	1:49.418	43	3.801	1:49.788	43	4.503	1:49.789
43	2.234	1:49.322	43	2.545	1:49.192	36	3.238	1:49.944	36	4.062	1:49.743	36	4.850	1:49.875
83	5.286	1:49.651	83	5.806	1:49.401	83	6.699	1:49.924	63	7.908	1:49.887	63	8.285	1:49.464
15	5.754	1:49.581	15	6.433	1:49.560	63	6.940	1:49.236	83	8.270	1:50.490	83	8.728	1:49.545
63	6.566	1:49.266	63	6.735	1:49.050	15	7.175	1:49.773	15	8.700	1:50.444	15	9.684	1:50.071
105	9.423	1:50.779	105	11.069	1:50.527	105	12.482	1:50.444	105	13.624	1:50.061	105	14.537	1:50.000
175	9.777	1:50.366	175	11.518	1:50.622	175	12.980	1:50.493	175	14.078	1:50.017	175	15.038	1:50.047
94	11.475	1:50.577	94	13.148	1:50.554	94	14.229	1:50.112	94	15.290	1:49.980	94	16.583	1:50.380
33	11.693	1:50.578	33	13.493	1:50.681	33	14.487	1:50.025	33	15.517	1:49.949	33	16.796	1:50.366
68	15.908	1:51.433	68	18.574	1:51.547	68	20.234	1:50.691	68	23.325	1:52.010	68	25.027	1:50.789
23	18.385	1:52.291	23	21.176	1:51.672	23	23.477	1:51.332	23	25.705	1:51.147	23	27.548	1:50.930
10	18.750	1:52.342	10	21.388	1:51.519	77	23.881	1:51.117	77	26.383	1:51.421	77	28.232	1:50.936
77	19.328	1:52.198	77	21.795	1:51.348	40	25.112	1:52.049	40	27.519	1:51.326	40	28.681	1:50.249
40	19.547	1:52.381	40	22.094	1:51.428	10	25.767	1:53.410	10	28.036	1:51.188	10	29.779	1:50.830
69	21.111	1:51.351	69	23.519	1:51.289	69	26.410	1:51.922	69	28.817	1:51.326	69	30.978	1:51.248
5	21.618	1:51.405	5	23.999	1:51.262	5	26.630	1:51.662	5	29.518	1:51.807	5	31.503	1:51.072
11	22.715	1:51.665	11	25.073	1:51.239	11	26.912	1:50.870	11	30.419	1:52.426	11	32.168	1:50.836
80	23.933	1:52.659	80	26.092	1:51.040	80	28.115	1:51.054	80	30.457	1:51.261	80	32.946	1:51.576
16	24.526	1:52.879	16	26.874	1:51.229	16	28.843	1:51.000	16	31.631	1:51.707	16	33.850	1:51.306
67	25.554	1:52.094	67	26.898	1:50.225	18	2 Laps	1:51.220	18	2 Laps	1:51.329	18	2 Laps	1:50.573
18	2 Laps	1:51.391	18	2 Laps	1:50.861	67	32.436	1:54.569	67	35.297	1:51.780	67	38.411	1:52.201

Weather / Track : Bright / Dry

Anglesey International GP  
 Circuit Length = 2.1000 miles  
 Start: 12:20 Flag 12:41 End: 12:42

# BRSCC Mazda MX-5 Championship - 1A

## RACE 1 - LAP CHART

**LAP 11 @ 12:41:07.643**

NO	BEHIND	LAP TIME
<b>72</b>		1:49.525
<b>158</b>	0.629	1:49.265
<b>43</b>	5.459	1:50.481
<b>36</b>	5.831	1:50.506
<b>63</b>	8.325	1:49.565
<b>83</b>	8.979	1:49.776
<b>15</b>	10.273	1:50.114
<b>105</b>	15.103	1:50.091
<b>175</b>	15.939	1:50.426
<b>94</b>	18.403	1:51.345
<b>33</b>	18.453	1:51.182
<b>68</b>	27.359	1:51.857
<b>23</b>	29.386	1:51.363
<b>77</b>	29.772	1:51.065
<b>40</b>	30.298	1:51.142
<b>10</b>	31.012	1:50.758
<b>69</b>	33.827	1:52.374
<b>5</b>	34.035	1:52.057
<b>11</b>	34.508	1:51.865
<b>80</b>	35.004	1:51.583
<b>16</b>	36.396	1:52.071
<b>18</b>	2 Laps	1:50.980
<b>67</b>	42.159	1:53.273

# BRSCC Mazda MX-5 Championship - 1A

## RACE 1 - LAP ANALYSIS

DIFF = Difference To Personal Best Lap

P1 72 Joshua JACKSON				
LAP	LAP TIME	DIFF	MPH	TIME OF DAY
1 -	2:31.100	42.219	50.03	12:22:56.700
2 -	1:49.012 (3)	0.131	69.35	12:24:45.712
3 -	1:49.223	0.342	69.21	12:26:34.935
4 -	1:49.124	0.243	69.27	12:28:24.059
5 -	1:49.041	0.160	69.33	12:30:13.100
6 -	1:49.100	0.219	69.29	12:32:02.200
7 -	<b>1:48.881 (1)</b>		<b>69.43</b>	<b>12:33:51.081</b>
8 -	1:49.031	0.150	69.33	12:35:40.112
9 -	1:48.919 (2)	0.038	69.40	12:37:29.031
10 -	1:49.087	0.206	69.30	12:39:18.118
11 -	1:49.525	0.644	69.02	12:41:07.643

P2 158 Mike COMBER				
LAP	LAP TIME	DIFF	MPH	TIME OF DAY
1 -	2:32.012	43.161	49.73	12:22:57.612
2 -	1:49.059	0.208	69.32	12:24:46.671
3 -	1:48.981 (2)	0.130	69.36	12:26:35.652
4 -	1:48.992	0.141	69.36	12:28:24.644
5 -	1:49.262	0.411	69.19	12:30:13.906
6 -	<b>1:48.851 (1)</b>		<b>69.45</b>	<b>12:32:02.757</b>
7 -	1:49.084	0.233	69.30	12:33:51.841
8 -	1:48.985 (3)	0.134	69.36	12:35:40.826
9 -	1:49.055	0.204	69.32	12:37:29.881
10 -	1:49.126	0.275	69.27	12:39:19.007
11 -	1:49.265	0.414	69.18	12:41:08.272

P3 43 Will BLACKWELL-CHAMBERS				
LAP	LAP TIME	DIFF	MPH	TIME OF DAY
1 -	2:32.901	44.017	49.44	12:22:58.501
2 -	1:49.183 (3)	0.299	69.24	12:24:47.684
3 -	<b>1:48.884 (1)</b>		<b>69.43</b>	<b>12:26:36.568</b>
4 -	1:49.398	0.514	69.10	12:28:25.966
5 -	1:49.146 (2)	0.262	69.26	12:30:15.112
6 -	1:49.322	0.438	69.15	12:32:04.434
7 -	1:49.192	0.308	69.23	12:33:53.626
8 -	1:49.418	0.534	69.09	12:35:43.044
9 -	1:49.788	0.904	68.85	12:37:32.832
10 -	1:49.789	0.905	68.85	12:39:22.621
11 -	1:50.481	1.597	68.42	12:41:13.102

P4 36 Samuel SMITH				
LAP	LAP TIME	DIFF	MPH	TIME OF DAY
1 -	2:32.528	43.570	49.56	12:22:58.128
2 -	<b>1:48.958 (1)</b>		<b>69.38</b>	<b>12:24:47.086</b>
3 -	1:49.257	0.299	69.19	12:26:36.343
4 -	1:49.179 (3)	0.221	69.24	12:28:25.522
5 -	1:49.162 (2)	0.204	69.25	12:30:14.684
6 -	1:49.322	0.364	69.15	12:32:04.006
7 -	1:49.400	0.442	69.10	12:33:53.406
8 -	1:49.944	0.986	68.76	12:35:43.350
9 -	1:49.743	0.785	68.88	12:37:33.093
10 -	1:49.875	0.917	68.80	12:39:22.968
11 -	1:50.506	1.548	68.41	12:41:13.474

P5 63 Oliver ALLWOOD				
LAP	LAP TIME	DIFF	MPH	TIME OF DAY
1 -	2:34.772	45.722	48.84	12:23:00.372
2 -	1:49.694	0.644	68.91	12:24:50.066

DIFF = Difference To Personal Best Lap

3 -	1:50.259	1.209	68.56	12:26:40.325
4 -	1:49.660	0.610	68.94	12:28:29.985
5 -	1:49.515	0.465	69.03	12:30:19.500
6 -	1:49.266 (3)	0.216	69.18	12:32:08.766
7 -	<b>1:49.050 (1)</b>		<b>69.32</b>	<b>12:33:57.816</b>
8 -	1:49.236 (2)	0.186	69.20	12:35:47.052
9 -	1:49.887	0.837	68.79	12:37:36.939
10 -	1:49.464	0.414	69.06	12:39:26.403
11 -	1:49.565	0.515	69.00	12:41:15.968

P6 83 Brian TROTT				
LAP	LAP TIME	DIFF	MPH	TIME OF DAY
1 -	2:34.319	45.312	48.98	12:22:59.919
2 -	<b>1:49.007 (1)</b>		<b>69.35</b>	<b>12:24:48.926</b>
3 -	1:49.499 (3)	0.492	69.04	12:26:38.425
4 -	1:49.517	0.510	69.03	12:28:27.942
5 -	1:49.893	0.886	68.79	12:30:17.835
6 -	1:49.651	0.644	68.94	12:32:07.486
7 -	1:49.401 (2)	0.394	69.10	12:33:56.887
8 -	1:49.924	0.917	68.77	12:35:46.811
9 -	1:50.490	1.483	68.42	12:37:37.301
10 -	1:49.545	0.538	69.01	12:39:26.846
11 -	1:49.776	0.769	68.86	12:41:16.622

P7 15 John LANGRIDGE				
LAP	LAP TIME	DIFF	MPH	TIME OF DAY
1 -	2:33.856	44.773	49.13	12:22:59.456
2 -	<b>1:49.083 (1)</b>		<b>69.30</b>	<b>12:24:48.539</b>
3 -	1:49.187 (2)	0.104	69.23	12:26:37.726
4 -	1:50.472	1.389	68.43	12:28:28.198
5 -	1:50.175	1.092	68.61	12:30:18.373
6 -	1:49.581	0.498	68.99	12:32:07.954
7 -	1:49.560 (3)	0.477	69.00	12:33:57.514
8 -	1:49.773	0.690	68.86	12:35:47.287
9 -	1:50.444	1.361	68.45	12:37:37.731
10 -	1:50.071	0.988	68.68	12:39:27.802
11 -	1:50.114	1.031	68.65	12:41:17.916

P8 105 Roger CHESNEAU				
LAP	LAP TIME	DIFF	MPH	TIME OF DAY
1 -	2:34.567	45.273	48.91	12:23:00.167
2 -	<b>1:49.294 (1)</b>		<b>69.17</b>	<b>12:24:49.461</b>
3 -	1:51.053	1.759	68.07	12:26:40.514
4 -	1:50.135	0.841	68.64	12:28:30.649
5 -	1:50.195	0.901	68.60	12:30:20.844
6 -	1:50.779	1.485	68.24	12:32:11.623
7 -	1:50.527	1.233	68.39	12:34:02.150
8 -	1:50.444	1.150	68.45	12:35:52.594
9 -	1:50.061 (3)	0.767	68.68	12:37:42.655
10 -	1:50.000 (2)	0.706	68.72	12:39:32.655
11 -	1:50.091	0.797	68.67	12:41:22.746

P9 175 Patrick LAY				
LAP	LAP TIME	DIFF	MPH	TIME OF DAY
1 -	2:35.147	45.158	48.72	12:23:00.747
2 -	1:50.484	0.495	68.42	12:24:51.231
3 -	1:50.273	0.284	68.55	12:26:41.504
4 -	1:50.118	0.129	68.65	12:28:31.622
5 -	<b>1:49.989 (1)</b>		<b>68.73</b>	<b>12:30:21.611</b>
6 -	1:50.366	0.377	68.49	12:32:11.977
7 -	1:50.622	0.633	68.34	12:34:02.599

Weather / Track : Bright / Dry

Anglesey International GP  
Circuit Length = 2.1000 miles  
Start: 12:20 Flag 12:41 End: 12:42

# BRSCC Mazda MX-5 Championship - 1A

## RACE 1 - LAP ANALYSIS

DIFF = Difference To Personal Best Lap

8 -	1:50.493	0.504	68.42	12:35:53.092
9 -	1:50.017 (2)	0.028	68.71	12:37:43.109
10 -	1:50.047 (3)	0.058	68.69	12:39:33.156
11 -	1:50.426	0.437	68.46	12:41:23.582

### P10 94 Charlie BURGE

LAP	LAP TIME	DIFF	MPH	TIME OF DAY
1 -	2:35.924	46.065	48.48	12:23:01.524
2 -	1:50.480	0.621	68.42	12:24:52.004
3 -	<b>1:49.859 (1)</b>		<b>68.81</b>	<b>12:26:41.863</b>
4 -	1:50.447	0.588	68.44	12:28:32.310
5 -	1:50.788	0.929	68.23	12:30:23.098
6 -	1:50.577	0.718	68.36	12:32:13.675
7 -	1:50.554	0.695	68.38	12:34:04.229
8 -	1:50.112 (3)	0.253	68.65	12:35:54.341
9 -	1:49.980 (2)	0.121	68.73	12:37:44.321
10 -	1:50.380	0.521	68.49	12:39:34.701
11 -	1:51.345	1.486	67.89	12:41:26.046

### P11 33 Jason GREATREX

LAP	LAP TIME	DIFF	MPH	TIME OF DAY
1 -	2:35.451	45.768	48.63	12:23:01.051
2 -	1:51.438	1.755	67.84	12:24:52.489
3 -	1:49.790 (2)	0.107	68.85	12:26:42.279
4 -	<b>1:49.683 (1)</b>		<b>68.92</b>	<b>12:28:31.962</b>
5 -	1:51.353	1.670	67.89	12:30:23.315
6 -	1:50.578	0.895	68.36	12:32:13.893
7 -	1:50.681	0.998	68.30	12:34:04.574
8 -	1:50.025	0.342	68.71	12:35:54.599
9 -	1:49.949 (3)	0.266	68.75	12:37:44.548
10 -	1:50.366	0.683	68.49	12:39:34.914
11 -	1:51.182	1.499	67.99	12:41:26.096

### P12 68 Paul TUCKER (M)

LAP	LAP TIME	DIFF	MPH	TIME OF DAY
1 -	2:36.383	45.692	48.34	12:23:01.983
2 -	1:51.825	1.134	67.60	12:24:53.808
3 -	1:50.758 (2)	0.067	68.25	12:26:44.566
4 -	1:50.922	0.231	68.15	12:28:35.488
5 -	1:51.187	0.496	67.99	12:30:26.675
6 -	1:51.433	0.742	67.84	12:32:18.108
7 -	1:51.547	0.856	67.77	12:34:09.655
8 -	<b>1:50.691 (1)</b>		<b>68.29</b>	<b>12:36:00.346</b>
9 -	1:52.010	1.319	67.49	12:37:52.356
10 -	1:50.789 (3)	0.098	68.23	12:39:43.145
11 -	1:51.857	1.166	67.58	12:41:35.002

### P13 23 Martin TOLLEY (M)

LAP	LAP TIME	DIFF	MPH	TIME OF DAY
1 -	2:36.365	45.733	48.34	12:23:01.965
2 -	1:51.291	0.659	67.93	12:24:53.256
3 -	<b>1:50.632 (1)</b>		<b>68.33</b>	<b>12:26:43.888</b>
4 -	1:52.698	2.066	67.08	12:28:36.586
5 -	1:51.708	1.076	67.67	12:30:28.294
6 -	1:52.291	1.659	67.32	12:32:20.585
7 -	1:51.672	1.040	67.69	12:34:12.257
8 -	1:51.332	0.700	67.90	12:36:03.589
9 -	1:51.147 (3)	0.515	68.01	12:37:54.736
10 -	1:50.930 (2)	0.298	68.15	12:39:45.666
11 -	1:51.363	0.731	67.88	12:41:37.029

DIFF = Difference To Personal Best Lap

LAP	LAP TIME	DIFF	MPH	TIME OF DAY
1 -	2:37.430	46.723	48.02	12:23:03.030
2 -	1:52.842	2.135	66.99	12:24:55.872
3 -	<b>1:50.707 (1)</b>		<b>68.28</b>	<b>12:26:46.579</b>
4 -	1:51.354	0.647	67.89	12:28:37.933
5 -	1:51.397	0.690	67.86	12:30:29.330
6 -	1:52.198	1.491	67.38	12:32:21.528
7 -	1:51.348	0.641	67.89	12:34:12.876
8 -	1:51.117	0.410	68.03	12:36:03.993
9 -	1:51.421	0.714	67.85	12:37:55.414
10 -	1:50.936 (2)	0.229	68.14	12:39:46.350
11 -	1:51.065 (3)	0.358	68.06	12:41:37.415

### P15 40 Ben HANCY

LAP	LAP TIME	DIFF	MPH	TIME OF DAY
1 -	2:37.083	46.834	48.12	12:23:02.683
2 -	1:52.073	1.824	67.45	12:24:54.756
3 -	1:51.043 (2)	0.794	68.08	12:26:45.799
4 -	1:51.955	1.706	67.52	12:28:37.754
5 -	1:51.612	1.363	67.73	12:30:29.366
6 -	1:52.381	2.132	67.27	12:32:21.747
7 -	1:51.428	1.179	67.84	12:34:13.175
8 -	1:52.049	1.800	67.47	12:36:05.224
9 -	1:51.326	1.077	67.90	12:37:56.550
10 -	<b>1:50.249 (1)</b>		<b>68.57</b>	<b>12:39:46.799</b>
11 -	1:51.142 (3)	0.893	68.02	12:41:37.941

### P16 10 Teddy CLARK

LAP	LAP TIME	DIFF	MPH	TIME OF DAY
1 -	2:36.800	46.042	48.21	12:23:02.400
2 -	1:51.779	1.021	67.63	12:24:54.179
3 -	1:51.428	0.670	67.84	12:26:45.607
4 -	1:51.416	0.658	67.85	12:28:37.023
5 -	1:51.585	0.827	67.75	12:30:28.608
6 -	1:52.342	1.584	67.29	12:32:20.950
7 -	1:51.519	0.761	67.79	12:34:12.469
8 -	1:53.410	2.652	66.66	12:36:05.879
9 -	1:51.188 (3)	0.430	67.99	12:37:57.067
10 -	1:50.830 (2)	0.072	68.21	12:39:47.897
11 -	<b>1:50.758 (1)</b>		<b>68.25</b>	<b>12:41:38.655</b>

### P17 69 Sam GENDY

LAP	LAP TIME	DIFF	MPH	TIME OF DAY
1 -	2:37.982	46.734	47.85	12:23:03.582
2 -	1:52.887	1.639	66.96	12:24:56.469
3 -	1:51.719	0.471	67.66	12:26:48.188
4 -	1:52.018	0.770	67.48	12:28:40.206
5 -	1:51.754	0.506	67.64	12:30:31.960
6 -	1:51.351	0.103	67.89	12:32:23.311
7 -	1:51.289 (2)	0.041	67.93	12:34:14.600
8 -	1:51.922	0.674	67.54	12:36:06.522
9 -	1:51.326 (3)	0.078	67.90	12:37:57.848
10 -	<b>1:51.248 (1)</b>		<b>67.95</b>	<b>12:39:49.096</b>
11 -	1:52.374	1.126	67.27	12:41:41.470

### P18 5 Richard COLLINS (M)

LAP	LAP TIME	DIFF	MPH	TIME OF DAY
1 -	2:37.297	46.225	48.06	12:23:02.897
2 -	1:53.200	2.128	66.78	12:24:56.097

Weather / Track : Bright / Dry

Anglesey International GP  
Circuit Length = 2.1000 miles  
Start: 12:20 Flag 12:41 End: 12:42

# BRSCC Mazda MX-5 Championship - 1A

## RACE 1 - LAP ANALYSIS

DIFF = Difference To Personal Best Lap

3 -	1:51.585	0.513	67.75	12:26:47.682
4 -	1:52.201	1.129	67.37	12:28:39.883
5 -	1:52.530	1.458	67.18	12:30:32.413
6 -	1:51.405 (3)	0.333	67.86	12:32:23.818
7 -	1:51.262 (2)	0.190	67.94	12:34:15.080
8 -	1:51.662	0.590	67.70	12:36:06.742
9 -	1:51.807	0.735	67.61	12:37:58.549
<b>10 -</b>	<b>1:51.072 (1)</b>		<b>68.06</b>	<b>12:39:49.621</b>
11 -	1:52.057	0.985	67.46	12:41:41.678

### P19 11 Stuart BRITTLE (M)

LAP	LAP TIME	DIFF	MPH	TIME OF DAY
1 -	2:38.624	47.788	47.65	12:23:04.224
2 -	1:53.049	2.213	66.87	12:24:57.273
3 -	1:52.360	1.524	67.28	12:26:49.633
4 -	1:51.289	0.453	67.93	12:28:40.922
5 -	1:52.328	1.492	67.30	12:30:33.250
6 -	1:51.665	0.829	67.70	12:32:24.915
7 -	1:51.239 (3)	0.403	67.96	12:34:16.154
8 -	1:50.870 (2)	0.034	68.18	12:36:07.024
9 -	1:52.426	1.590	67.24	12:37:59.450
<b>10 -</b>	<b>1:50.836 (1)</b>		<b>68.20</b>	<b>12:39:50.286</b>
11 -	1:51.865	1.029	67.58	12:41:42.151

### P20 80 Anthony HUTCHINS (M)

LAP	LAP TIME	DIFF	MPH	TIME OF DAY
1 -	2:38.193	47.153	47.78	12:23:03.793
2 -	1:53.335	2.295	66.70	12:24:57.128
3 -	1:51.881	0.841	67.57	12:26:49.009
4 -	1:51.234 (3)	0.194	67.96	12:28:40.243
5 -	1:53.231	2.191	66.76	12:30:33.474
6 -	1:52.659	1.619	67.10	12:32:26.133
<b>7 -</b>	<b>1:51.040 (1)</b>		<b>68.08</b>	<b>12:34:17.173</b>
8 -	1:51.054 (2)	0.014	68.07	12:36:08.227
9 -	1:51.261	0.221	67.94	12:37:59.488
10 -	1:51.576	0.536	67.75	12:39:51.064
11 -	1:51.583	0.543	67.75	12:41:42.647

### P21 16 Matt PICKFORD (M)

LAP	LAP TIME	DIFF	MPH	TIME OF DAY
1 -	2:43.007	52.059	46.37	12:23:08.607
<b>2 -</b>	<b>1:50.948 (1)</b>		<b>68.14</b>	<b>12:24:59.555</b>
3 -	1:51.373	0.425	67.88	12:26:50.928
4 -	1:50.970 (2)	0.022	68.12	12:28:41.898
5 -	1:51.949	1.001	67.53	12:30:33.847
6 -	1:52.879	1.931	66.97	12:32:26.726
7 -	1:51.229	0.281	67.96	12:34:17.955
8 -	1:51.000 (3)	0.052	68.10	12:36:08.955
9 -	1:51.707	0.759	67.67	12:38:00.662
10 -	1:51.306	0.358	67.92	12:39:51.968
11 -	1:52.071	1.123	67.45	12:41:44.039

### P22 67 Simon ORANGE (M)

LAP	LAP TIME	DIFF	MPH	TIME OF DAY
1 -	2:40.677	50.452	47.05	12:23:06.277
2 -	1:52.553	2.328	67.16	12:24:58.830
3 -	1:52.403	2.178	67.25	12:26:51.233
4 -	1:52.065 (3)	1.840	67.46	12:28:43.298
5 -	1:52.362	2.137	67.28	12:30:35.660
6 -	1:52.094	1.869	67.44	12:32:27.754
<b>7 -</b>	<b>1:50.225 (1)</b>		<b>68.58</b>	<b>12:34:17.979</b>

DIFF = Difference To Personal Best Lap

8 -	1:54.569	4.344	65.98	12:36:12.548
9 -	1:51.780 (2)	1.555	67.63	12:38:04.328
10 -	1:52.201	1.976	67.37	12:39:56.529
11 -	1:53.273	3.048	66.74	12:41:49.802

### P23 18 Clive POWLES (M)

LAP	LAP TIME	DIFF	MPH	TIME OF DAY
1 -	3:47.187 P	1:56.614	33.27	12:24:12.787
2 -	4:33.965	2:43.392	27.59	12:28:46.752
3 -	1:51.158	0.585	68.01	12:30:37.910
4 -	1:51.391	0.818	67.86	12:32:29.301
5 -	1:50.861 (2)	0.288	68.19	12:34:20.162
6 -	1:51.220	0.647	67.97	12:36:11.382
7 -	1:51.329	0.756	67.90	12:38:02.711
<b>8 -</b>	<b>1:50.573 (1)</b>		<b>68.37</b>	<b>12:39:53.284</b>
9 -	1:50.980 (3)	0.407	68.12	12:41:44.264



# BRSCC Mazda MX-5 Championship - 1B

## RACE 3 - CLASSIFICATION

POS	NO	NAME	ENTRY	LAPS	TIME	GAP	DIFF	MPH	BEST	ON
1	99	Patrick COLLINS (M)	Mazda MX-5	11	20:30.213			67.59	1:51.163	5
2	29	Adam CRAIG	Mazda MX-5	11	20:30.796	0.583	0.583	67.56	1:50.832	11
3	123	Adam BESSELL	Mazda MX-5	11	20:35.530	5.317	4.734	67.30	1:50.491	10
4	19	Oliver ROBINSON (M)	Mazda MX-5	11	20:39.115	8.902	3.585	67.11	1:50.995	9
5	56	Max NORFOLK	Mazda MX-5	11	20:39.668	9.455	0.553	67.08	1:51.013	2
6	777	Courtney MILNES	Mazda MX-5	11	20:40.618	10.405	0.950	67.03	1:51.720	3
7	31	Bryn GRIFFITHS (M)	Mazda MX-5	11	20:42.697	12.484	2.079	66.91	1:51.072	9
8	7	Adrian BURGE (M)	Mazda MX-5	11	20:43.004	12.791	0.307	66.90	1:51.480	11
9	25	Ivan LEARY (M)	Mazda MX-5	11	20:44.931	14.718	1.927	66.79	1:51.477	9
10	74	Clive CHISNALL (M)	Mazda MX-5	11	20:47.579	17.366	2.648	66.65	1:51.823	7
11	101	Simon WOODS (M)	Mazda MX-5	11	20:59.306	29.093	11.727	66.03	1:52.524	9
12	117	Michael CLOSE	Mazda MX-5	11	21:00.088	29.875	0.782	65.99	1:52.606	11
13	17	Russ LINDSAY (M)	Mazda MX-5	11	21:00.473	30.260	0.385	65.97	1:52.524	9
14	30	Paul AUSTIN (M)	Mazda MX-5	11	21:01.781	31.568	1.308	65.90	1:52.967	9
15	26	Charlie RAWLES	Mazda MX-5	11	21:03.692	33.479	1.911	65.80	1:52.585	9
16	132	Jason TAYLOR	Mazda MX-5	11	21:06.913	36.700	3.221	65.63	1:53.061	6
17	12	Paul HUGHES	Mazda MX-5	11	21:07.234	37.021	0.321	65.62	1:53.044	11
18	2	Jake STYLES	Mazda MX-5	11	21:26.724	56.511	19.490	64.62	1:55.162	11
19	58	Dale WHITEMAN (M)	Mazda MX-5	11	21:28.029	57.816	1.305	64.56	1:55.264	5
20	65	Joseph NEHORAI	Mazda MX-5	11	21:29.298	59.085	1.269	64.50	1:55.150	5
21	119	Russell JONES	Mazda MX-5	11	21:46.872	1:16.659	17.574	63.63	1:56.784	2

### NOT CLASSIFIED

DNF	60	Nick LE DOYEN (M)	Mazda MX-5	5	9:45.647	6 Laps	6 Laps	64.54	1:54.148	4
-----	----	-------------------	------------	---	----------	--------	--------	-------	----------	---

### FASTEST LAP

	123	Adam BESSELL	Mazda MX-5	10	1:50.491			68.42 mph	110.11 kph	
--	-----	--------------	------------	----	----------	--	--	-----------	------------	--

Weather / Track : Bright / Dry

These results are provisional until the conclusion of any judicial and technical matters.

Anglesey International GP

Circuit Length = 2.1000 miles

Start: 13:57 Flag 14:18 End: 14:19

Clerk Of Course :		Timekeeper :	
-------------------	--	--------------	--

# BRSCC Mazda MX-5 Championship - 1B

## RACE 3 - LAP CHART

LAP 1 @ 13:59:52.590			LAP 2 @ 14:01:44.017			LAP 3 @ 14:03:35.611			LAP 4 @ 14:05:26.859			LAP 5 @ 14:07:18.022		
NO	BEHIND	LAP TIME	NO	BEHIND	LAP TIME	NO	BEHIND	LAP TIME	NO	BEHIND	LAP TIME	NO	BEHIND	LAP TIME
99		1:55.744	99		1:51.427	99		1:51.594	99		1:51.248	99		1:51.163
56	1.573	1:57.317	56	1.159	1:51.013	29	1.021	1:51.238	29	0.901	1:51.128	29	1.728	1:51.990
29	1.954	1:57.698	29	1.377	1:50.850	56	1.564	1:51.999	56	2.565	1:52.249	56	3.366	1:51.964
777	2.522	1:58.266	19	2.739	1:51.128	19	2.703	1:51.558	19	3.617	1:52.162	19	5.395	1:52.941
19	3.038	1:58.782	777	3.245	1:52.150	777	3.371	1:51.720	777	4.401	1:52.278	777	6.104	1:52.866
74	4.264	2:00.008	7	6.430	1:53.244	123	7.925	1:52.331	123	7.691	1:51.014	123	7.711	1:51.183
7	4.613	2:00.357	74	6.494	1:53.657	7	8.751	1:53.915	7	9.674	1:52.171	7	10.383	1:51.872
25	4.649	2:00.393	31	6.982	1:52.693	74	9.316	1:54.416	31	10.832	1:52.398	31	11.217	1:51.548
60	5.142	2:00.886	123	7.188	1:52.288	31	9.682	1:54.294	25	11.098	1:52.071	25	11.492	1:51.557
31	5.716	2:01.460	25	7.430	1:54.208	25	10.275	1:54.439	74	11.479	1:53.411	74	12.557	1:52.241
26	6.079	2:01.823	60	8.192	1:54.477	26	12.391	1:55.473	26	15.386	1:54.243	101	19.089	1:54.711
123	6.327	2:02.071	26	8.512	1:53.860	101	12.844	1:55.047	101	15.541	1:53.945	26	19.578	1:55.355
117	6.660	2:02.404	117	9.127	1:53.894	30	13.520	1:53.078	30	16.053	1:53.781	30	20.232	1:55.342
101	7.190	2:02.934	101	9.391	1:53.628	17	14.518	1:53.551	17	17.000	1:53.730	17	20.571	1:54.734
132	7.937	2:03.681	132	9.587	1:53.077	132	17.121	1:59.128	117	19.143	1:53.230	117	20.986	1:53.006
30	8.921	2:04.665	30	12.036	1:54.542	117	17.161	1:59.628	60	20.739	1:54.148	132	23.551	1:53.640
17	9.296	2:05.040	17	12.561	1:54.692	12	17.743	1:55.434	132	21.074	1:55.201	12	24.218	1:54.069
65	9.600	2:05.344	65	13.558	1:55.385	60	17.839	2:01.241	12	21.312	1:54.817	60	24.471	1:54.895
12	9.925	2:05.669	12	13.903	1:55.405	65	18.407	1:56.443	65	22.545	1:55.386	65	26.532	1:55.150
58	10.130	2:05.874	58	14.572	1:55.869	58	19.382	1:56.404	58	23.855	1:55.721	58	27.956	1:55.264
2	11.655	2:07.399	2	15.551	1:55.323	2	19.914	1:55.957	2	25.424	1:56.758	2	30.030	1:55.769
119	12.610	2:08.354	119	17.967	1:56.784	119	24.538	1:58.165	119	31.382	1:58.092	119	38.059	1:57.840

Weather / Track : Bright / Dry

Anglesey International GP  
 Circuit Length = 2.1000 miles  
 Start: 13:57 Flag 14:18 End: 14:19

# BRSCC Mazda MX-5 Championship - 1B

## RACE 3 - LAP CHART

LAP 6 @ 14:09:09.787			LAP 7 @ 14:11:00.996			LAP 8 @ 14:12:52.412			LAP 9 @ 14:14:44.137			LAP 10 @ 14:16:35.605		
NO	BEHIND	LAP TIME	NO	BEHIND	LAP TIME	NO	BEHIND	LAP TIME	NO	BEHIND	LAP TIME	NO	BEHIND	LAP TIME
99		1:51.765	99		1:51.209	99		1:51.416	99		1:51.725	99		1:51.468
29	1.682	1:51.719	29	2.181	1:51.708	29	1.735	1:50.970	29	1.505	1:51.495	29	1.205	1:51.168
56	3.766	1:52.165	56	4.739	1:52.182	56	5.417	1:52.094	123	4.961	1:50.606	123	3.984	1:50.491
19	5.647	1:52.017	123	6.755	1:51.278	123	6.080	1:50.741	56	6.071	1:52.379	56	7.147	1:52.544
777	6.113	1:51.774	19	7.300	1:52.862	19	7.631	1:51.747	19	6.901	1:50.995	19	7.311	1:51.878
123	6.686	1:50.740	777	7.569	1:52.665	777	7.991	1:51.838	777	8.571	1:52.305	777	9.671	1:52.568
7	10.822	1:52.204	7	11.296	1:51.683	7	11.604	1:51.724	31	11.881	1:51.072	31	12.072	1:51.659
31	11.684	1:52.232	31	12.675	1:52.200	31	12.534	1:51.275	7	12.260	1:52.381	7	12.765	1:51.973
25	12.069	1:52.342	25	13.180	1:52.320	25	14.399	1:52.635	25	14.151	1:51.477	25	14.327	1:51.644
74	12.856	1:52.064	74	13.470	1:51.823	74	14.432	1:52.378	74	14.748	1:52.041	74	15.795	1:52.515
101	20.546	1:53.222	101	22.669	1:53.332	101	24.589	1:53.336	101	25.388	1:52.524	101	26.485	1:52.565
26	21.356	1:53.543	117	24.227	1:52.969	117	25.800	1:52.989	117	27.532	1:53.457	117	28.723	1:52.659
30	21.570	1:53.103	30	24.462	1:54.101	17	26.982	1:53.472	17	27.781	1:52.524	17	29.164	1:52.851
117	22.467	1:53.246	17	24.926	1:53.091	30	27.176	1:54.130	30	28.418	1:52.967	30	29.940	1:52.990
17	23.044	1:54.238	26	25.304	1:55.157	26	27.949	1:54.061	26	28.809	1:52.585	26	31.998	1:54.657
132	24.847	1:53.061	132	27.227	1:53.589	132	29.250	1:53.439	132	32.358	1:54.833	132	34.756	1:53.866
12	25.678	1:53.225	12	27.953	1:53.484	12	29.600	1:53.063	12	33.048	1:55.173	12	35.431	1:53.851
65	31.847	1:57.080	65	36.808	1:56.170	65	42.466	1:57.074	2	48.308	1:56.727	65	52.447	1:55.398
58	33.530	1:57.339	2	39.102	1:56.222	2	43.306	1:55.620	65	48.517	1:57.776	2	52.803	1:55.963
2	34.089	1:55.824	58	39.604	1:57.283	58	44.046	1:55.858	58	48.886	1:56.565	58	53.303	1:55.885
119	44.283	1:57.989	119	51.196	1:58.122	119	57.177	1:57.397	119	1:03.703	1:58.251	119	1:09.790	1:57.555

Weather / Track : Bright / Dry

Anglesey International GP  
 Circuit Length = 2.1000 miles  
 Start: 13:57 Flag 14:18 End: 14:19

# BRSCC Mazda MX-5 Championship - 1B

## RACE 3 - LAP CHART

**LAP 11 @ 14:18:27.059**

NO	BEHIND	LAP TIME
99		1:51.454
29	0.583	1:50.832
123	5.317	1:52.787
19	8.902	1:53.045
56	9.455	1:53.762
777	10.405	1:52.188
31	12.484	1:51.866
7	12.791	1:51.480
25	14.718	1:51.845
74	17.366	1:53.025
101	29.093	1:54.062
117	29.875	1:52.606
17	30.260	1:52.550
30	31.568	1:53.082
26	33.479	1:52.935
132	36.700	1:53.398
12	37.021	1:53.044
2	56.511	1:55.162
58	57.816	1:55.967
65	59.085	1:58.092
119	1:16.659	1:58.323

Weather / Track : Bright / Dry

# BRSCC Mazda MX-5 Championship - 1B

## RACE 3 - LAP ANALYSIS

DIFF = Difference To Personal Best Lap

<b>P1 99 Patrick COLLINS (M)</b>				
LAP	LAP TIME	DIFF	MPH	TIME OF DAY
1 -	1:55.744	4.581	65.31	13:59:52.590
2 -	1:51.427	0.264	67.84	14:01:44.017
3 -	1:51.594	0.431	67.74	14:03:35.611
4 -	1:51.248 (3)	0.085	67.95	14:05:26.859
<b>5 -</b>	<b>1:51.163 (1)</b>		<b>68.00</b>	<b>14:07:18.022</b>
6 -	1:51.765	0.602	67.64	14:09:09.787
7 -	1:51.209 (2)	0.046	67.98	14:11:00.996
8 -	1:51.416	0.253	67.85	14:12:52.412
9 -	1:51.725	0.562	67.66	14:14:44.137
10 -	1:51.468	0.305	67.82	14:16:35.605
11 -	1:51.454	0.291	67.83	14:18:27.059

<b>P2 29 Adam CRAIG</b>				
LAP	LAP TIME	DIFF	MPH	TIME OF DAY
1 -	1:57.698	6.866	64.23	13:59:54.544
2 -	1:50.850 (2)	0.018	68.20	14:01:45.394
3 -	1:51.238	0.406	67.96	14:03:36.632
4 -	1:51.128	0.296	68.02	14:05:27.760
5 -	1:51.990	1.158	67.50	14:07:19.750
6 -	1:51.719	0.887	67.66	14:09:11.469
7 -	1:51.708	0.876	67.67	14:11:03.177
8 -	1:50.970 (3)	0.138	68.12	14:12:54.147
9 -	1:51.495	0.663	67.80	14:14:45.642
10 -	1:51.168	0.336	68.00	14:16:36.810
<b>11 -</b>	<b>1:50.832 (1)</b>		<b>68.21</b>	<b>14:18:27.642</b>

<b>P3 123 Adam BESSELL</b>				
LAP	LAP TIME	DIFF	MPH	TIME OF DAY
1 -	2:02.071	11.580	61.93	13:59:58.917
2 -	1:52.288	1.797	67.32	14:01:51.205
3 -	1:52.331	1.840	67.30	14:03:43.536
4 -	1:51.014	0.523	68.09	14:05:34.550
5 -	1:51.183	0.692	67.99	14:07:25.733
6 -	1:50.740 (3)	0.249	68.26	14:09:16.473
7 -	1:51.278	0.787	67.93	14:11:07.751
8 -	1:50.741	0.250	68.26	14:12:58.492
9 -	1:50.606 (2)	0.115	68.35	14:14:49.098
<b>10 -</b>	<b>1:50.491 (1)</b>		<b>68.42</b>	<b>14:16:39.589</b>
11 -	1:52.787	2.296	67.02	14:18:32.376

<b>P4 19 Oliver ROBINSON (M)</b>				
LAP	LAP TIME	DIFF	MPH	TIME OF DAY
1 -	1:58.782	7.787	63.64	13:59:55.628
2 -	1:51.128 (2)	0.133	68.02	14:01:46.756
3 -	1:51.558 (3)	0.563	67.76	14:03:38.314
4 -	1:52.162	1.167	67.40	14:05:30.476
5 -	1:52.941	1.946	66.93	14:07:23.417
6 -	1:52.017	1.022	67.48	14:09:15.434
7 -	1:52.862	1.867	66.98	14:11:08.296
8 -	1:51.747	0.752	67.65	14:13:00.043
<b>9 -</b>	<b>1:50.995 (1)</b>		<b>68.11</b>	<b>14:14:51.038</b>
10 -	1:51.878	0.883	67.57	14:16:42.916
11 -	1:53.045	2.050	66.87	14:18:35.961

<b>P5 56 Max NORFOLK</b>				
LAP	LAP TIME	DIFF	MPH	TIME OF DAY
1 -	1:57.317	6.304	64.44	13:59:54.163
<b>2 -</b>	<b>1:51.013 (1)</b>		<b>68.10</b>	<b>14:01:45.176</b>

DIFF = Difference To Personal Best Lap

3 -	1:51.999 (3)	0.986	67.50	14:03:37.175
4 -	1:52.249	1.236	67.35	14:05:29.424
5 -	1:51.964 (2)	0.951	67.52	14:07:21.388
6 -	1:52.165	1.152	67.40	14:09:13.553
7 -	1:52.182	1.169	67.39	14:11:05.735
8 -	1:52.094	1.081	67.44	14:12:57.829
9 -	1:52.379	1.366	67.27	14:14:50.208
10 -	1:52.544	1.531	67.17	14:16:42.752
11 -	1:53.762	2.749	66.45	14:18:36.514

<b>P6 777 Courtney MILNES</b>				
LAP	LAP TIME	DIFF	MPH	TIME OF DAY
1 -	1:58.266	6.546	63.92	13:59:55.112
2 -	1:52.150	0.430	67.40	14:01:47.262
<b>3 -</b>	<b>1:51.720 (1)</b>		<b>67.66</b>	<b>14:03:38.982</b>
4 -	1:52.278	0.558	67.33	14:05:31.260
5 -	1:52.866	1.146	66.98	14:07:24.126
6 -	1:51.774 (2)	0.054	67.63	14:09:15.900
7 -	1:52.665	0.945	67.10	14:11:08.565
8 -	1:51.838 (3)	0.118	67.59	14:13:00.403
9 -	1:52.305	0.585	67.31	14:14:52.708
10 -	1:52.568	0.848	67.15	14:16:45.276
11 -	1:52.188	0.468	67.38	14:18:37.464

<b>P7 31 Bryn GRIFFITHS (M)</b>				
LAP	LAP TIME	DIFF	MPH	TIME OF DAY
1 -	2:01.460	10.388	62.24	13:59:58.306
2 -	1:52.693	1.621	67.08	14:01:50.999
3 -	1:54.294	3.222	66.14	14:03:45.293
4 -	1:52.398	1.326	67.26	14:05:37.691
5 -	1:51.548 (3)	0.476	67.77	14:07:29.239
6 -	1:52.232	1.160	67.36	14:09:21.471
7 -	1:52.200	1.128	67.37	14:11:13.671
8 -	1:51.275 (2)	0.203	67.93	14:13:04.946
<b>9 -</b>	<b>1:51.072 (1)</b>		<b>68.06</b>	<b>14:14:56.018</b>
10 -	1:51.659	0.587	67.70	14:16:47.677
11 -	1:51.866	0.794	67.58	14:18:39.543

<b>P8 7 Adrian BURGE (M)</b>				
LAP	LAP TIME	DIFF	MPH	TIME OF DAY
1 -	2:00.357	8.877	62.81	13:59:57.203
2 -	1:53.244	1.764	66.75	14:01:50.447
3 -	1:53.915	2.435	66.36	14:03:44.362
4 -	1:52.171	0.691	67.39	14:05:36.533
5 -	1:51.872	0.392	67.57	14:07:28.405
6 -	1:52.204	0.724	67.37	14:09:20.609
7 -	1:51.683 (2)	0.203	67.69	14:11:12.292
8 -	1:51.724 (3)	0.244	67.66	14:13:04.016
9 -	1:52.381	0.901	67.27	14:14:56.397
10 -	1:51.973	0.493	67.51	14:16:48.370
<b>11 -</b>	<b>1:51.480 (1)</b>		<b>67.81</b>	<b>14:18:39.850</b>

<b>P9 25 Ivan LEARY (M)</b>				
LAP	LAP TIME	DIFF	MPH	TIME OF DAY
1 -	2:00.393	8.916	62.79	13:59:57.239
2 -	1:54.208	2.731	66.19	14:01:51.447
3 -	1:54.439	2.962	66.06	14:03:45.886
4 -	1:52.071	0.594	67.45	14:05:37.957
5 -	1:51.557 (2)	0.080	67.76	14:07:29.514
6 -	1:52.342	0.865	67.29	14:09:21.856
7 -	1:52.320	0.843	67.30	14:11:14.176

Anglesey International GP  
 Circuit Length = 2.1000 miles  
 Start: 13:57 Flag 14:18 End: 14:19

Weather / Track : Bright / Dry



# BRSCC Mazda MX-5 Championship - 1B

## RACE 3 - LAP ANALYSIS

DIFF = Difference To Personal Best Lap

8 -	1:52.635	1.158	67.11	14:13:06.811
<b>9 -</b>	<b>1:51.477 (1)</b>		<b>67.81</b>	<b>14:14:58.288</b>
10 -	1:51.644 (3)	0.167	67.71	14:16:49.932
11 -	1:51.845	0.368	67.59	14:18:41.777

### P10 74 Clive CHISNALL (M)

LAP	LAP TIME	DIFF	MPH	TIME OF DAY
1 -	2:00.008	8.185	62.99	13:59:56.854
2 -	1:53.657	1.834	66.51	14:01:50.511
3 -	1:54.416	2.593	66.07	14:03:44.927
4 -	1:53.411	1.588	66.66	14:05:38.338
5 -	1:52.241	0.418	67.35	14:07:30.579
6 -	1:52.064 (3)	0.241	67.46	14:09:22.643
<b>7 -</b>	<b>1:51.823 (1)</b>		<b>67.60</b>	<b>14:11:14.466</b>
8 -	1:52.378	0.555	67.27	14:13:06.844
9 -	1:52.041 (2)	0.218	67.47	14:14:58.885
10 -	1:52.515	0.692	67.19	14:16:51.400
11 -	1:53.025	1.202	66.88	14:18:44.425

### P11 101 Simon WOODS (M)

LAP	LAP TIME	DIFF	MPH	TIME OF DAY
1 -	2:02.934	10.410	61.49	13:59:59.780
2 -	1:53.628	1.104	66.53	14:01:53.408
3 -	1:55.047	2.523	65.71	14:03:48.455
4 -	1:53.945	1.421	66.34	14:05:42.400
5 -	1:54.711	2.187	65.90	14:07:37.111
6 -	1:53.222 (3)	0.698	66.77	14:09:30.333
7 -	1:53.332	0.808	66.70	14:11:23.665
8 -	1:53.336	0.812	66.70	14:13:17.001
<b>9 -</b>	<b>1:52.524 (1)</b>		<b>67.18</b>	<b>14:15:09.525</b>
10 -	1:52.565 (2)	0.041	67.16	14:17:02.090
11 -	1:54.062	1.538	66.27	14:18:56.152

### P12 117 Michael CLOSE

LAP	LAP TIME	DIFF	MPH	TIME OF DAY
1 -	2:02.404	9.798	61.76	13:59:59.250
2 -	1:53.894	1.288	66.37	14:01:53.144
3 -	1:59.628	7.022	63.19	14:03:52.772
4 -	1:53.230	0.624	66.76	14:05:46.002
5 -	1:53.006	0.400	66.89	14:07:39.008
6 -	1:53.246	0.640	66.75	14:09:32.254
7 -	1:52.969 (3)	0.363	66.92	14:11:25.223
8 -	1:52.989	0.383	66.90	14:13:18.212
9 -	1:53.457	0.851	66.63	14:15:11.669
10 -	1:52.659 (2)	0.053	67.10	14:17:04.328
<b>11 -</b>	<b>1:52.606 (1)</b>		<b>67.13</b>	<b>14:18:56.934</b>

### P13 17 Russ LINDSAY (M)

LAP	LAP TIME	DIFF	MPH	TIME OF DAY
1 -	2:05.040	12.516	60.46	14:00:01.886
2 -	1:54.692	2.168	65.91	14:01:56.578
3 -	1:53.551	1.027	66.57	14:03:50.129
4 -	1:53.730	1.206	66.47	14:05:43.859
5 -	1:54.734	2.210	65.89	14:07:38.593
6 -	1:54.238	1.714	66.17	14:09:32.831
7 -	1:53.091	0.567	66.84	14:11:25.922
8 -	1:53.472	0.948	66.62	14:13:19.394
<b>9 -</b>	<b>1:52.524 (1)</b>		<b>67.18</b>	<b>14:15:11.918</b>
10 -	1:52.851 (3)	0.327	66.99	14:17:04.769
11 -	1:52.550 (2)	0.026	67.17	14:18:57.319

DIFF = Difference To Personal Best Lap

P14 30 Paul AUSTIN (M)				
LAP	LAP TIME	DIFF	MPH	TIME OF DAY
1 -	2:04.665	11.698	60.64	14:00:01.511
2 -	1:54.542	1.575	66.00	14:01:56.053
3 -	1:53.078 (3)	0.111	66.85	14:03:49.131
4 -	1:53.781	0.814	66.44	14:05:42.912
5 -	1:55.342	2.375	65.54	14:07:38.254
6 -	1:53.103	0.136	66.84	14:09:31.357
7 -	1:54.101	1.134	66.25	14:11:25.458
8 -	1:54.130	1.163	66.24	14:13:19.588
<b>9 -</b>	<b>1:52.967 (1)</b>		<b>66.92</b>	<b>14:15:12.555</b>
10 -	1:52.990 (2)	0.023	66.90	14:17:05.545
11 -	1:53.082	0.115	66.85	14:18:58.627

### P15 26 Charlie RAWLES

LAP	LAP TIME	DIFF	MPH	TIME OF DAY
1 -	2:01.823	9.238	62.05	13:59:58.669
2 -	1:53.860	1.275	66.39	14:01:52.529
3 -	1:55.473	2.888	65.46	14:03:48.002
4 -	1:54.243	1.658	66.17	14:05:42.245
5 -	1:55.355	2.770	65.53	14:07:37.600
6 -	1:53.543 (3)	0.958	66.58	14:09:31.143
7 -	1:55.157	2.572	65.64	14:11:26.300
8 -	1:54.061	1.476	66.28	14:13:20.361
<b>9 -</b>	<b>1:52.585 (1)</b>		<b>67.14</b>	<b>14:15:12.946</b>
10 -	1:54.657	2.072	65.93	14:17:07.603
11 -	1:52.935 (2)	0.350	66.94	14:19:00.538

### P16 132 Jason TAYLOR

LAP	LAP TIME	DIFF	MPH	TIME OF DAY
1 -	2:03.681	10.620	61.12	14:00:00.527
2 -	1:53.077 (2)	0.016	66.85	14:01:53.604
3 -	1:59.128	6.067	63.46	14:03:52.732
4 -	1:55.201	2.140	65.62	14:05:47.933
5 -	1:53.640	0.579	66.52	14:07:41.573
<b>6 -</b>	<b>1:53.061 (1)</b>		<b>66.86</b>	<b>14:09:34.634</b>
7 -	1:53.589	0.528	66.55	14:11:28.223
8 -	1:53.439	0.378	66.64	14:13:21.662
9 -	1:54.833	1.772	65.83	14:15:16.495
10 -	1:53.866	0.805	66.39	14:17:10.361
11 -	1:53.398 (3)	0.337	66.66	14:19:03.759

### P17 12 Paul HUGHES

LAP	LAP TIME	DIFF	MPH	TIME OF DAY
1 -	2:05.669	12.625	60.15	14:00:02.515
2 -	1:55.405	2.361	65.50	14:01:57.920
3 -	1:55.434	2.390	65.49	14:03:53.354
4 -	1:54.817	1.773	65.84	14:05:48.171
5 -	1:54.069	1.025	66.27	14:07:42.240
6 -	1:53.225 (3)	0.181	66.76	14:09:35.465
7 -	1:53.484	0.440	66.61	14:11:28.949
8 -	1:53.063 (2)	0.019	66.86	14:13:22.012
9 -	1:55.173	2.129	65.64	14:15:17.185
10 -	1:53.851	0.807	66.40	14:17:11.036
<b>11 -</b>	<b>1:53.044 (1)</b>		<b>66.87</b>	<b>14:19:04.080</b>

### P18 2 Jake STYLES

LAP	LAP TIME	DIFF	MPH	TIME OF DAY
1 -	2:07.399	12.237	59.34	14:00:04.245
2 -	1:55.323 (2)	0.161	65.55	14:01:59.568

Weather / Track : Bright / Dry

Anglesey International GP  
Circuit Length = 2.1000 miles  
Start: 13:57 Flag 14:18 End: 14:19

## BRSCC Mazda MX-5 Championship - 1B

### RACE 3 - LAP ANALYSIS

DIFF = Difference To Personal Best Lap

3 -	1:55.957	0.795	65.19	14:03:55.525
4 -	1:56.758	1.596	64.74	14:05:52.283
5 -	1:55.769	0.607	65.30	14:07:48.052
6 -	1:55.824	0.662	65.27	14:09:43.876
7 -	1:56.222	1.060	65.04	14:11:40.098
8 -	1:55.620 (3)	0.458	65.38	14:13:35.718
9 -	1:56.727	1.565	64.76	14:15:32.445
10 -	1:55.963	0.801	65.19	14:17:28.408
11 -	<b>1:55.162 (1)</b>		<b>65.64</b>	<b>14:19:23.570</b>

#### P19 58 Dale WHITEMAN (M)

LAP	LAP TIME	DIFF	MPH	TIME OF DAY
1 -	2:05.874	10.610	60.05	14:00:02.720
2 -	1:55.869	0.605	65.24	14:01:58.589
3 -	1:56.404	1.140	64.94	14:03:54.993
4 -	1:55.721 (2)	0.457	65.32	14:05:50.714
5 -	<b>1:55.264 (1)</b>		<b>65.58</b>	<b>14:07:45.978</b>
6 -	1:57.339	2.075	64.42	14:09:43.317
7 -	1:57.283	2.019	64.45	14:11:40.600
8 -	1:55.858 (3)	0.594	65.25	14:13:36.458
9 -	1:56.565	1.301	64.85	14:15:33.023
10 -	1:55.885	0.621	65.23	14:17:28.908
11 -	1:55.967	0.703	65.19	14:19:24.875

#### P20 65 Joseph NEHORAI

LAP	LAP TIME	DIFF	MPH	TIME OF DAY
1 -	2:05.344	10.194	60.31	14:00:02.190
2 -	1:55.385 (2)	0.235	65.51	14:01:57.575
3 -	1:56.443	1.293	64.92	14:03:54.018
4 -	1:55.386 (3)	0.236	65.51	14:05:49.404
5 -	<b>1:55.150 (1)</b>		<b>65.65</b>	<b>14:07:44.554</b>
6 -	1:57.080	1.930	64.57	14:09:41.634
7 -	1:56.170	1.020	65.07	14:11:37.804
8 -	1:57.074	1.924	64.57	14:13:34.878
9 -	1:57.776	2.626	64.18	14:15:32.654
10 -	1:55.398	0.248	65.51	14:17:28.052
11 -	1:58.092	2.942	64.01	14:19:26.144

#### P21 119 Russell JONES

LAP	LAP TIME	DIFF	MPH	TIME OF DAY
1 -	2:08.354	11.570	58.89	14:00:05.200
2 -	<b>1:56.784 (1)</b>		<b>64.73</b>	<b>14:02:01.984</b>
3 -	1:58.165	1.381	63.97	14:04:00.149
4 -	1:58.092	1.308	64.01	14:05:58.241
5 -	1:57.840	1.056	64.15	14:07:56.081
6 -	1:57.989	1.205	64.07	14:09:54.070
7 -	1:58.122	1.338	64.00	14:11:52.192
8 -	1:57.397 (2)	0.613	64.39	14:13:49.589
9 -	1:58.251	1.467	63.93	14:15:47.840
10 -	1:57.555 (3)	0.771	64.31	14:17:45.395
11 -	1:58.323	1.539	63.89	14:19:43.718

#### P22 60 Nick LE DOYEN (M)

LAP	LAP TIME	DIFF	MPH	TIME OF DAY
1 -	2:00.886	6.738	62.53	13:59:57.732
2 -	1:54.477 (2)	0.329	66.03	14:01:52.209
3 -	2:01.241	7.093	62.35	14:03:53.450
4 -	<b>1:54.148 (1)</b>		<b>66.22</b>	<b>14:05:47.598</b>
5 -	1:54.895 (3)	0.747	65.79	14:07:42.493

Weather / Track : Bright / Dry

# BRSCC Mazda MX-5 Championship - 2A

## RACE 9 - GRID (20 minutes) - AMENDMENT

ROW 12		23	<b>56</b> Max NORFOLK				
ROW 11		22	<b>19</b> Oliver ROBINSON (M)	21	<b>123</b> Adam BESSELL		
ROW 10	20	<b>29</b> Adam CRAIG		19	<b>99</b> Patrick COLLINS (M)		
ROW 9			21:16.551 18	<b>11</b> Stuart BRITTLE (M)	17	21:16.078 <b>5</b> Richard COLLINS (M)	
ROW 8		21:15.870 16	<b>69</b> Sam GENDY		21:13.055 15	<b>10</b> Teddy CLARK	
ROW 7			21:12.341 14	<b>40</b> Ben HANCY		21:11.815 13	<b>77</b> Stephen FODEN
ROW 6		21:11.429 12	<b>23</b> Martin TOLLEY (M)		21:09.402 11	<b>68</b> Paul TUCKER (M)	
ROW 5			21:00.496 10	<b>33</b> Jason GREATREX		21:00.446 9	<b>94</b> Charlie BURGE
ROW 4		20:57.982 8	<b>175</b> Patrick LAY		20:57.146 7	<b>105</b> Roger CHESNEAU	
ROW 3			20:52.316 6	<b>15</b> John LANGRIDGE		20:51.022 5	<b>83</b> Brian TROTT
ROW 2		20:50.368 4	<b>63</b> Oliver ALLWOOD		20:47.502 3	<b>43</b> Will BLACKWELL-CHAMBERS	
ROW 1			20:42.672 2	<b>158</b> Mike COMBER		20:42.043 1	<b>72</b> Joshua JACKSON
<b>Pole</b>							

Anglesey International GP  
Circuit Length = 2.1000 miles

These results are provisional until the conclusion of any judicial and technical matters.

Clerk Of Course :		Timekeeper :	
-------------------	--	--------------	--

# BRSCC Mazda MX-5 Championship - 2A

## RACE 9 - CLASSIFICATION - AMENDMENT

POS	NO	NAME	ENTRY	LAPS	TIME	GAP	DIFF	MPH	BEST	ON
1	83	Brian TROTT	Mazda MX-5	12	21:50.812			69.20	<b>1:48.291</b>	4
2	63	Oliver ALLWOOD	Mazda MX-5	12	21:51.206	<b>0.394</b>	0.394	69.18	<b>1:48.276</b>	4
3	43	Will BLACKWELL-CHAMBERS	Mazda MX-5	12	21:52.767	<b>1.955</b>	1.561	69.10	<b>1:48.446</b>	4
4	15	John LANGRIDGE	Mazda MX-5	12	21:53.703	<b>2.891</b>	0.936	69.05	<b>1:48.402</b>	5
5	175	Patrick LAY	Mazda MX-5	12	22:01.430	<b>10.618</b>	7.727	68.65	<b>1:49.306</b>	7
6	105	Roger CHESNEAU	Mazda MX-5	12	22:04.491	<b>13.679</b>	3.061	68.49	<b>1:49.485</b>	5
7	23	Martin TOLLEY (M)	Mazda MX-5	12	22:09.891	<b>19.079</b>	5.400	68.21	<b>1:49.213</b>	2
8	10	Teddy CLARK	Mazda MX-5	12	22:14.430	<b>23.618</b>	4.539	67.98	<b>1:49.640</b>	10
9	94	Charlie BURGE	Mazda MX-5	12	22:14.645	<b>23.833</b>	0.215	67.97	<b>1:49.478</b>	8
10	33	Jason GREATREX	Mazda MX-5	12	22:20.240	<b>29.428</b>	5.595	67.68	<b>1:49.633</b>	3
11	99	Patrick COLLINS (M)	Mazda MX-5	12	22:22.250	<b>31.438</b>	2.010	67.58	<b>1:50.554</b>	2
12	68	Paul TUCKER (M)	Mazda MX-5	12	22:22.730	<b>31.918</b>	0.480	67.56	<b>1:50.481</b>	6
13	77	Stephen FODEN	Mazda MX-5	12	22:23.026	<b>32.214</b>	0.296	67.54	<b>1:49.976</b>	8
14	29	Adam CRAIG	Mazda MX-5	12	22:25.571	<b>34.759</b>	2.545	67.42	<b>1:50.492</b>	3
15	11	Stuart BRITTLE (M)	Mazda MX-5	12	22:32.185	<b>41.373</b>	6.614	67.09	<b>1:51.149</b>	6
16	19	Oliver ROBINSON (M)	Mazda MX-5	12	22:33.240	<b>42.428</b>	1.055	67.03	<b>1:51.204</b>	3
17	40	Ben HANCY	Mazda MX-5	12	22:33.448	<b>42.636</b>	0.208	67.02	<b>1:50.827</b>	7
18	5	Richard COLLINS (M)	Mazda MX-5	12	22:34.207	<b>43.395</b>	0.759	66.99	<b>1:50.994</b>	5
19	56	Max NORFOLK	Mazda MX-5	12	22:34.574	<b>43.762</b>	0.367	66.97	<b>1:51.205</b>	5
20	69	Sam GENDY	Mazda MX-5	12	22:38.239	<b>47.427</b>	3.665	66.79	<b>1:50.973</b>	4

### NOT CLASSIFIED

DNF	123	Adam BESSELL	Mazda MX-5	7	13:26.451	<b>5 Laps</b>	5 Laps	65.62	<b>1:50.728</b>	4
EX	72*	Joshua JACKSON	Mazda MX-5	0						
EX	158*	Mike COMBER	Mazda MX-5	0						

### FASTEST LAP

	63	Oliver ALLWOOD	Mazda MX-5	4	1:48.276			69.82 mph	112.36 kph	
--	----	----------------	------------	---	----------	--	--	-----------	------------	--

\* Car 72 - Excluded from Race

\* Car 158 - Excluded from Race

Weather / Track : Cloudy / Dry

These results are provisional until the conclusion of any judicial and technical matters.

Anglesey International GP

Circuit Length = 2.1000 miles

Start: 09:31 Flag 09:53 End: 09:54

Clerk Of Course :		Timekeeper :	
-------------------	--	--------------	--

# BRSCC Mazda MX-5 Championship - 2A

## RACE 9 - LAP CHART

LAP 1 @ 09:33:42.756			LAP 2 @ 09:35:31.389			LAP 3 @ 09:37:19.702			LAP 4 @ 09:39:08.086			LAP 5 @ 09:40:56.159		
NO	BEHIND	LAP TIME	NO	BEHIND	LAP TIME	NO	BEHIND	LAP TIME	NO	BEHIND	LAP TIME	NO	BEHIND	LAP TIME
72		1:53.504	72		1:48.633	72		1:48.313	72		1:48.384	72		1:48.073
158	0.428	1:53.932	158	0.376	1:48.581	158	0.518	1:48.455	158	0.467	1:48.333	158	0.631	1:48.237
83	0.838	1:54.342	83	0.865	1:48.660	83	0.956	1:48.404	83	0.863	1:48.291	83	1.245	1:48.455
63	1.239	1:54.743	63	1.510	1:48.904	63	1.778	1:48.581	63	1.670	1:48.276	63	2.117	1:48.520
43	1.604	1:55.108	43	1.802	1:48.831	43	2.034	1:48.545	43	2.096	1:48.446	43	2.539	1:48.516
15	2.083	1:55.587	15	2.195	1:48.745	15	2.499	1:48.617	15	2.583	1:48.468	15	2.912	1:48.402
175	2.453	1:55.957	175	3.235	1:49.415	105	4.838	1:49.552	175	6.505	1:49.657	175	7.796	1:49.364
105	2.674	1:56.178	105	3.599	1:49.558	175	5.232	1:50.310	105	6.739	1:50.285	105	8.151	1:49.485
33	3.218	1:56.722	23	4.444	1:49.213	23	5.924	1:49.793	23	7.227	1:49.687	23	8.623	1:49.469
23	3.864	1:57.368	68	7.105	1:51.135	68	10.402	1:51.610	94	13.964	1:50.699	94	16.440	1:50.549
68	4.603	1:58.107	10	7.373	1:50.620	10	10.589	1:51.529	10	14.106	1:51.901	10	16.649	1:50.616
77	4.869	1:58.373	77	7.717	1:51.481	77	11.279	1:51.875	99	14.738	1:51.295	99	17.400	1:50.735
10	5.386	1:58.890	94	8.300	1:51.270	94	11.649	1:51.662	68	14.970	1:52.952	68	18.004	1:51.107
94	5.663	1:59.167	99	8.324	1:50.554	99	11.827	1:51.816	77	15.300	1:52.405	77	18.492	1:51.265
40	6.022	1:59.526	40	9.150	1:51.761	123	13.156	1:52.107	123	15.500	1:50.728	40	19.009	1:51.069
99	6.403	1:59.907	123	9.362	1:51.329	40	13.480	1:52.643	40	16.013	1:50.917	123	19.320	1:51.893
123	6.666	2:00.170	69	9.876	1:51.545	69	13.739	1:52.176	69	16.328	1:50.973	69	19.595	1:51.340
69	6.964	2:00.468	5	10.528	1:51.953	5	13.928	1:51.713	5	16.707	1:51.163	5	19.628	1:50.994
5	7.208	2:00.712	11	11.456	1:51.592	11	14.350	1:51.207	11	17.430	1:51.464	33	20.632	1:50.103
56	7.689	2:01.193	56	12.261	1:53.205	29	14.684	1:50.492	33	18.602	1:50.652	11	20.956	1:51.599
29	7.886	2:01.390	29	12.505	1:53.252	56	15.240	1:51.292	29	18.688	1:52.388	29	21.261	1:50.646
11	8.497	2:02.001	19	13.034	1:52.650	19	15.925	1:51.204	56	19.253	1:52.397	56	22.385	1:51.205
19	9.017	2:02.521	33	15.014	2:00.429	33	16.334	1:49.633	19	19.488	1:51.947	19	22.887	1:51.472

Weather / Track : Cloudy / Dry

Anglesey International GP  
 Circuit Length = 2.1000 miles  
 Start: 09:31 Flag 09:53 End: 09:54



# BRSCC Mazda MX-5 Championship - 2A

## RACE 9 - LAP CHART

LAP 6 @ 09:42:44.421			LAP 7 @ 09:44:33.079			LAP 8 @ 09:46:22.461			LAP 9 @ 09:48:10.828			LAP 10 @ 09:49:59.528		
NO	BEHIND	LAP TIME	NO	BEHIND	LAP TIME	NO	BEHIND	LAP TIME	NO	BEHIND	LAP TIME	NO	BEHIND	LAP TIME
72		1:48.262	72		1:48.658	72		1:49.382	72		1:48.367	72		1:48.700
158	0.699	1:48.330	158	0.272	1:48.231	158	0.340	1:49.450	158	0.662	1:48.689	158	0.446	1:48.484
83	1.479	1:48.496	83	1.588	1:48.767	83	1.558	1:49.352	83	1.715	1:48.524	83	1.855	1:48.840
63	2.671	1:48.816	63	2.699	1:48.686	63	2.037	1:48.720	63	2.512	1:48.842	63	2.595	1:48.783
43	2.894	1:48.617	43	3.007	1:48.771	43	2.354	1:48.729	43	3.788	1:49.801	43	4.261	1:49.173
15	3.245	1:48.595	15	3.360	1:48.773	15	2.910	1:48.932	15	4.320	1:49.777	15	4.757	1:49.137
175	9.051	1:49.517	175	9.699	1:49.306	175	10.003	1:49.686	175	11.262	1:49.626	175	11.944	1:49.382
105	9.715	1:49.826	105	11.739	1:50.682	105	11.870	1:49.513	105	13.153	1:49.650	105	14.593	1:50.140
23	10.388	1:50.027	23	12.047	1:50.317	23	13.070	1:50.405	23	14.971	1:50.268	23	17.332	1:51.061
94	17.856	1:49.678	94	19.606	1:50.408	94	19.702	1:49.478	94	21.244	1:49.909	94	22.470	1:49.926
10	18.454	1:50.067	10	20.027	1:50.231	10	20.445	1:49.800	10	21.954	1:49.876	10	22.894	1:49.640
99	19.829	1:50.691	99	22.239	1:51.068	77	23.441	1:49.976	77	26.501	1:51.427	77	28.378	1:50.577
68	20.223	1:50.481	77	22.847	1:50.129	99	23.606	1:50.749	33	27.066	1:51.355	33	28.789	1:50.423
77	21.376	1:51.146	33	23.707	1:49.928	33	24.078	1:49.753	99	27.247	1:52.008	99	29.238	1:50.691
33	22.437	1:50.067	68	23.782	1:52.217	68	25.155	1:50.755	68	27.957	1:51.169	68	30.043	1:50.786
123	23.030	1:51.972	5	26.289	1:51.420	29	28.563	1:51.232	29	31.421	1:51.225	29	33.489	1:50.768
5	23.527	1:52.161	29	26.713	1:51.223	5	29.616	1:52.709	40	33.005	1:51.198	19	37.244	1:51.674
11	23.843	1:51.149	11	27.036	1:51.851	11	29.868	1:52.214	11	33.035	1:51.534	11	37.402	1:53.067
29	24.148	1:51.149	40	27.407	1:50.827	40	30.174	1:52.149	19	34.270	1:51.520	40	38.283	1:53.978
40	25.238	1:54.491	19	28.924	1:51.385	19	31.117	1:51.575	56	35.823	1:51.946	56	38.940	1:51.817
19	26.197	1:51.572	56	30.204	1:52.486	56	32.244	1:51.422	5	37.038	1:55.789	5	39.774	1:51.436
56	26.376	1:52.253	69	35.021	1:52.200	69	37.817	1:52.178	69	41.282	1:51.832	69	44.521	1:51.939
69	31.479	2:00.146	123	42.624	2:08.252 P									

Weather / Track : Cloudy / Dry

Anglesey International GP  
 Circuit Length = 2.1000 miles  
 Start: 09:31 Flag 09:53 End: 09:54

# BRSCC Mazda MX-5 Championship - 2A

## RACE 9 - LAP CHART

LAP 11 @ 09:51:48.359			LAP 12 @ 09:53:37.123		
NO	BEHIND	LAP TIME	NO	BEHIND	LAP TIME
<b>72</b>		1:48.831	<b>72</b>		1:48.764
<b>158</b>	0.418	1:48.803	<b>158</b>	0.597	1:48.943
<b>83</b>	2.527	1:49.503	<b>83</b>	2.941	1:49.178
<b>63</b>	2.813	1:49.049	<b>63</b>	3.335	1:49.286
<b>43</b>	4.463	1:49.033	<b>43</b>	4.896	1:49.197
<b>15</b>	5.393	1:49.467	<b>15</b>	5.832	1:49.203
<b>175</b>	12.572	1:49.459	<b>175</b>	13.559	1:49.751
<b>105</b>	15.247	1:49.485	<b>105</b>	16.620	1:50.137
<b>23</b>	19.338	1:50.837	<b>23</b>	22.020	1:51.446
<b>10</b>	24.037	1:49.974	<b>10</b>	26.559	1:51.286
<b>94</b>	24.315	1:50.676	<b>94</b>	26.774	1:51.223
<b>33</b>	30.574	1:50.616	<b>33</b>	32.369	1:50.559
<b>99</b>	31.951	1:51.544	<b>99</b>	34.379	1:51.192
<b>68</b>	32.254	1:51.042	<b>68</b>	34.859	1:51.369
<b>77</b>	32.284	1:52.737	<b>77</b>	35.155	1:51.635
<b>29</b>	35.548	1:50.890	<b>29</b>	37.700	1:50.916
<b>11</b>	41.454	1:52.883	<b>11</b>	44.314	1:51.624
<b>40</b>	42.252	1:52.800	<b>19</b>	45.369	1:51.847
<b>19</b>	42.286	1:53.873	<b>40</b>	45.577	1:52.089
<b>5</b>	43.011	1:52.068	<b>5</b>	46.336	1:52.089
<b>56</b>	43.512	1:53.403	<b>56</b>	46.703	1:51.955
<b>69</b>	47.299	1:51.609	<b>69</b>	50.368	1:51.833

Weather / Track : Cloudy / Dry

## BRSCC Mazda MX-5 Championship - 2A

### RACE 9 - LAP ANALYSIS

DIFF = Difference To Personal Best Lap

P1 72 Joshua JACKSON				
LAP	LAP TIME	DIFF	MPH	TIME OF DAY
1 -	1:53.504	5.431	66.60	09:33:42.756
2 -	1:48.633	0.560	69.59	09:35:31.389
3 -	1:48.313 (3)	0.240	69.79	09:37:19.702
4 -	1:48.384	0.311	69.75	09:39:08.086
5 -	<b>1:48.073 (1)</b>		<b>69.95</b>	<b>09:40:56.159</b>
6 -	1:48.262 (2)	0.189	69.83	09:42:44.421
7 -	1:48.658	0.585	69.57	09:44:33.079
8 -	1:49.382	1.309	69.11	09:46:22.461
9 -	1:48.367	0.294	69.76	09:48:10.828
10 -	1:48.700	0.627	69.54	09:49:59.528
11 -	1:48.831	0.758	69.46	09:51:48.359
12 -	1:48.764	0.691	69.50	09:53:37.123

P2 158 Mike COMBER				
LAP	LAP TIME	DIFF	MPH	TIME OF DAY
1 -	1:53.932	5.701	66.35	09:33:43.184
2 -	1:48.581	0.350	69.62	09:35:31.765
3 -	1:48.455	0.224	69.70	09:37:20.220
4 -	1:48.333	0.102	69.78	09:39:08.553
5 -	1:48.237 (2)	0.006	69.84	09:40:56.790
6 -	1:48.330 (3)	0.099	69.78	09:42:45.120
7 -	<b>1:48.231 (1)</b>		<b>69.85</b>	<b>09:44:33.351</b>
8 -	1:49.450	1.219	69.07	09:46:22.801
9 -	1:48.689	0.458	69.55	09:48:11.490
10 -	1:48.484	0.253	69.68	09:49:59.974
11 -	1:48.803	0.572	69.48	09:51:48.777
12 -	1:48.943	0.712	69.39	09:53:37.720

P3 83 Brian TROTT				
LAP	LAP TIME	DIFF	MPH	TIME OF DAY
1 -	1:54.342	6.051	66.11	09:33:43.594
2 -	1:48.660	0.369	69.57	09:35:32.254
3 -	1:48.404 (2)	0.113	69.73	09:37:20.658
4 -	<b>1:48.291 (1)</b>		<b>69.81</b>	<b>09:39:08.949</b>
5 -	1:48.455 (3)	0.164	69.70	09:40:57.404
6 -	1:48.496	0.205	69.67	09:42:45.900
7 -	1:48.767	0.476	69.50	09:44:34.667
8 -	1:49.352	1.061	69.13	09:46:24.019
9 -	1:48.524	0.233	69.66	09:48:12.543
10 -	1:48.840	0.549	69.45	09:50:01.383
11 -	1:49.503	1.212	69.03	09:51:50.886
12 -	1:49.178	0.887	69.24	09:53:40.064

P4 63 Oliver ALLWOOD				
LAP	LAP TIME	DIFF	MPH	TIME OF DAY
1 -	1:54.743	6.467	65.88	09:33:43.995
2 -	1:48.904	0.628	69.41	09:35:32.899
3 -	1:48.581 (3)	0.305	69.62	09:37:21.480
4 -	<b>1:48.276 (1)</b>		<b>69.82</b>	<b>09:39:09.756</b>
5 -	1:48.520 (2)	0.244	69.66	09:40:58.276
6 -	1:48.816	0.540	69.47	09:42:47.092
7 -	1:48.686	0.410	69.55	09:44:35.778
8 -	1:48.720	0.444	69.53	09:46:24.498
9 -	1:48.842	0.566	69.45	09:48:13.340
10 -	1:48.783	0.507	69.49	09:50:02.123
11 -	1:49.049	0.773	69.32	09:51:51.172
12 -	1:49.286	1.010	69.17	09:53:40.458

DIFF = Difference To Personal Best Lap

P5 43 Will BLACKWELL-CHAMBERS				
LAP	LAP TIME	DIFF	MPH	TIME OF DAY
1 -	1:55.108	6.662	65.67	09:33:44.360
2 -	1:48.831	0.385	69.46	09:35:33.191
3 -	1:48.545 (3)	0.099	69.64	09:37:21.736
4 -	<b>1:48.446 (1)</b>		<b>69.71</b>	<b>09:39:10.182</b>
5 -	1:48.516 (2)	0.070	69.66	09:40:58.698
6 -	1:48.617	0.171	69.60	09:42:47.315
7 -	1:48.771	0.325	69.50	09:44:36.086
8 -	1:48.729	0.283	69.53	09:46:24.815
9 -	1:49.801	1.355	68.85	09:48:14.616
10 -	1:49.173	0.727	69.24	09:50:03.789
11 -	1:49.033	0.587	69.33	09:51:52.822
12 -	1:49.197	0.751	69.23	09:53:42.019

P6 15 John LANGRIDGE				
LAP	LAP TIME	DIFF	MPH	TIME OF DAY
1 -	1:55.587	7.185	65.40	09:33:44.839
2 -	1:48.745	0.343	69.52	09:35:33.584
3 -	1:48.617	0.215	69.60	09:37:22.201
4 -	1:48.468 (2)	0.066	69.69	09:39:10.669
5 -	<b>1:48.402 (1)</b>		<b>69.74</b>	<b>09:40:59.071</b>
6 -	1:48.595 (3)	0.193	69.61	09:42:47.666
7 -	1:48.773	0.371	69.50	09:44:36.439
8 -	1:48.932	0.530	69.40	09:46:25.371
9 -	1:49.777	1.375	68.86	09:48:15.148
10 -	1:49.137	0.735	69.27	09:50:04.285
11 -	1:49.467	1.065	69.06	09:51:53.752
12 -	1:49.203	0.801	69.22	09:53:42.955

P7 175 Patrick LAY				
LAP	LAP TIME	DIFF	MPH	TIME OF DAY
1 -	1:55.957	6.651	65.19	09:33:45.209
2 -	1:49.415	0.109	69.09	09:35:34.624
3 -	1:50.310	1.004	68.53	09:37:24.934
4 -	1:49.657	0.351	68.94	09:39:14.591
5 -	1:49.364 (2)	0.058	69.12	09:41:03.955
6 -	1:49.517	0.211	69.03	09:42:53.472
7 -	<b>1:49.306 (1)</b>		<b>69.16</b>	<b>09:44:42.778</b>
8 -	1:49.686	0.380	68.92	09:46:32.464
9 -	1:49.626	0.320	68.96	09:48:22.090
10 -	1:49.382 (3)	0.076	69.11	09:50:11.472
11 -	1:49.459	0.153	69.06	09:52:00.931
12 -	1:49.751	0.445	68.88	09:53:50.682

P8 105 Roger CHESNEAU				
LAP	LAP TIME	DIFF	MPH	TIME OF DAY
1 -	1:56.178	6.693	65.07	09:33:45.430
2 -	1:49.558	0.073	69.00	09:35:34.988
3 -	1:49.552	0.067	69.00	09:37:24.540
4 -	1:50.285	0.800	68.54	09:39:14.825
5 -	<b>1:49.485 (1)</b>		<b>69.05</b>	<b>09:41:04.310</b>
6 -	1:49.826	0.341	68.83	09:42:54.136
7 -	1:50.682	1.197	68.30	09:44:44.818
8 -	1:49.513 (3)	0.028	69.03	09:46:34.331
9 -	1:49.650	0.165	68.94	09:48:23.981
10 -	1:50.140	0.655	68.63	09:50:14.121
11 -	<b>1:49.485 (1)</b>		<b>69.05</b>	<b>09:52:03.606</b>
12 -	1:50.137	0.652	68.64	09:53:53.743

Weather / Track : Cloudy / Dry

Anglesey International GP  
Circuit Length = 2.1000 miles  
Start: 09:31 Flag 09:53 End: 09:54

## BRSCC Mazda MX-5 Championship - 2A

### RACE 9 - LAP ANALYSIS

DIFF = Difference To Personal Best Lap

P9 23 Martin TOLLEY (M)				
LAP	LAP TIME	DIFF	MPH	TIME OF DAY
1 -	1:57.368	8.155	64.41	09:33:46.620
2 -	<b>1:49.213 (1)</b>		<b>69.22</b>	<b>09:35:35.833</b>
3 -	1:49.793	0.580	68.85	09:37:25.626
4 -	1:49.687 (3)	0.474	68.92	09:39:15.313
5 -	1:49.469 (2)	0.256	69.06	09:41:04.782
6 -	1:50.027	0.814	68.71	09:42:54.809
7 -	1:50.317	1.104	68.52	09:44:45.126
8 -	1:50.405	1.192	68.47	09:46:35.531
9 -	1:50.268	1.055	68.56	09:48:25.799
10 -	1:51.061	1.848	68.07	09:50:16.860
11 -	1:50.837	1.624	68.20	09:52:07.697
12 -	1:51.446	2.233	67.83	09:53:59.143

P10 10 Teddy CLARK				
LAP	LAP TIME	DIFF	MPH	TIME OF DAY
1 -	1:58.890	9.250	63.58	09:33:48.142
2 -	1:50.620	0.980	68.34	09:35:38.762
3 -	1:51.529	1.889	67.78	09:37:30.291
4 -	1:51.901	2.261	67.55	09:39:22.192
5 -	1:50.616	0.976	68.34	09:41:12.808
6 -	1:50.067	0.427	68.68	09:43:02.875
7 -	1:50.231	0.591	68.58	09:44:53.106
8 -	1:49.800 (2)	0.160	68.85	09:46:42.906
9 -	1:49.876 (3)	0.236	68.80	09:48:32.782
10 -	<b>1:49.640 (1)</b>		<b>68.95</b>	<b>09:50:22.422</b>
11 -	1:49.974	0.334	68.74	09:52:12.396
12 -	1:51.286	1.646	67.93	09:54:03.682

P11 94 Charlie BURGE				
LAP	LAP TIME	DIFF	MPH	TIME OF DAY
1 -	1:59.167	9.689	63.43	09:33:48.419
2 -	1:51.270	1.792	67.94	09:35:39.689
3 -	1:51.662	2.184	67.70	09:37:31.351
4 -	1:50.699	1.221	68.29	09:39:22.050
5 -	1:50.549	1.071	68.38	09:41:12.599
6 -	1:49.678 (2)	0.200	68.92	09:43:02.277
7 -	1:50.408	0.930	68.47	09:44:52.685
8 -	<b>1:49.478 (1)</b>		<b>69.05</b>	<b>09:46:42.163</b>
9 -	1:49.909 (3)	0.431	68.78	09:48:32.072
10 -	1:49.926	0.448	68.77	09:50:21.998
11 -	1:50.676	1.198	68.30	09:52:12.674
12 -	1:51.223	1.745	67.97	09:54:03.897

P12 33 Jason GREATREX				
LAP	LAP TIME	DIFF	MPH	TIME OF DAY
1 -	1:56.722	7.089	64.76	09:33:45.974
2 -	2:00.429	10.796	62.77	09:35:46.403
3 -	<b>1:49.633 (1)</b>		<b>68.95</b>	<b>09:37:36.036</b>
4 -	1:50.652	1.019	68.32	09:39:26.688
5 -	1:50.103	0.470	68.66	09:41:16.791
6 -	1:50.067	0.434	68.68	09:43:06.858
7 -	1:49.928 (3)	0.295	68.77	09:44:56.786
8 -	1:49.753 (2)	0.120	68.88	09:46:46.539
9 -	1:51.355	1.722	67.89	09:48:37.894
10 -	1:50.423	0.790	68.46	09:50:28.317
11 -	1:50.616	0.983	68.34	09:52:18.933
12 -	1:50.559	0.926	68.37	09:54:09.492

DIFF = Difference To Personal Best Lap

P13 99 Patrick COLLINS (M)				
LAP	LAP TIME	DIFF	MPH	TIME OF DAY
1 -	1:59.907	9.353	63.04	09:33:49.159
2 -	<b>1:50.554 (1)</b>		<b>68.38</b>	<b>09:35:39.713</b>
3 -	1:51.816	1.262	67.61	09:37:31.529
4 -	1:51.295	0.741	67.92	09:39:22.824
5 -	1:50.735	0.181	68.27	09:41:13.559
6 -	1:50.691 (2)	0.137	68.29	09:43:04.250
7 -	1:51.068	0.514	68.06	09:44:55.318
8 -	1:50.749	0.195	68.26	09:46:46.067
9 -	1:52.008	1.454	67.49	09:48:38.075
10 -	1:50.691 (2)	0.137	68.29	09:50:28.766
11 -	1:51.544	0.990	67.77	09:52:20.310
12 -	1:51.192	0.638	67.99	09:54:11.502

P14 68 Paul TUCKER (M)				
LAP	LAP TIME	DIFF	MPH	TIME OF DAY
1 -	1:58.107	7.626	64.00	09:33:47.359
2 -	1:51.135	0.654	68.02	09:35:38.494
3 -	1:51.610	1.129	67.73	09:37:30.104
4 -	1:52.952	2.471	66.93	09:39:23.056
5 -	1:51.107	0.626	68.04	09:41:14.163
6 -	<b>1:50.481 (1)</b>		<b>68.42</b>	<b>09:43:04.644</b>
7 -	1:52.217	1.736	67.36	09:44:56.861
8 -	1:50.755 (2)	0.274	68.25	09:46:47.616
9 -	1:51.169	0.688	68.00	09:48:38.785
10 -	1:50.786 (3)	0.305	68.23	09:50:29.571
11 -	1:51.042	0.561	68.08	09:52:20.613
12 -	1:51.369	0.888	67.88	09:54:11.982

P15 77 Stephen FODEN				
LAP	LAP TIME	DIFF	MPH	TIME OF DAY
1 -	1:58.373	8.397	63.86	09:33:47.625
2 -	1:51.481	1.505	67.81	09:35:39.106
3 -	1:51.875	1.899	67.57	09:37:30.981
4 -	1:52.405	2.429	67.25	09:39:23.386
5 -	1:51.265	1.289	67.94	09:41:14.651
6 -	1:51.146	1.170	68.01	09:43:05.797
7 -	1:50.129 (2)	0.153	68.64	09:44:55.926
8 -	<b>1:49.976 (1)</b>		<b>68.74</b>	<b>09:46:45.902</b>
9 -	1:51.427	1.451	67.84	09:48:37.329
10 -	1:50.577 (3)	0.601	68.36	09:50:27.906
11 -	1:52.737	2.761	67.05	09:52:20.643
12 -	1:51.635	1.659	67.72	09:54:12.278

P16 29 Adam CRAIG				
LAP	LAP TIME	DIFF	MPH	TIME OF DAY
1 -	2:01.390	10.898	62.27	09:33:50.642
2 -	1:53.252	2.760	66.75	09:35:43.894
3 -	<b>1:50.492 (1)</b>		<b>68.42</b>	<b>09:37:34.386</b>
4 -	1:52.388	1.896	67.26	09:39:26.774
5 -	1:50.646 (2)	0.154	68.32	09:41:17.420
6 -	1:51.149	0.657	68.01	09:43:08.569
7 -	1:51.223	0.731	67.97	09:44:59.792
8 -	1:51.232	0.740	67.96	09:46:51.024
9 -	1:51.225	0.733	67.97	09:48:42.249
10 -	1:50.768 (3)	0.276	68.25	09:50:33.017
11 -	1:50.890	0.398	68.17	09:52:23.907
12 -	1:50.916	0.424	68.15	09:54:14.823

Weather / Track : Cloudy / Dry

Anglesey International GP  
Circuit Length = 2.1000 miles  
Start: 09:31 Flag 09:53 End: 09:54

## BRSCC Mazda MX-5 Championship - 2A

### RACE 9 - LAP ANALYSIS

DIFF = Difference To Personal Best Lap

P17 11 Stuart BRITTLE (M)				
LAP	LAP TIME	DIFF	MPH	TIME OF DAY
1 -	2:02.001	10.852	61.96	09:33:51.253
2 -	1:51.592	0.443	67.74	09:35:42.845
3 -	1:51.207 (2)	0.058	67.98	09:37:34.052
4 -	1:51.464 (3)	0.315	67.82	09:39:25.516
5 -	1:51.599	0.450	67.74	09:41:17.115
6 -	<b>1:51.149 (1)</b>		<b>68.01</b>	<b>09:43:08.264</b>
7 -	1:51.851	0.702	67.58	09:45:00.115
8 -	1:52.214	1.065	67.37	09:46:52.329
9 -	1:51.534	0.385	67.78	09:48:43.863
10 -	1:53.067	1.918	66.86	09:50:36.930
11 -	1:52.883	1.734	66.97	09:52:29.813
12 -	1:51.624	0.475	67.72	09:54:21.437

P18 19 Oliver ROBINSON (M)				
LAP	LAP TIME	DIFF	MPH	TIME OF DAY
1 -	2:02.521	11.317	61.70	09:33:51.773
2 -	1:52.650	1.446	67.11	09:35:44.423
3 -	<b>1:51.204 (1)</b>		<b>67.98</b>	<b>09:37:35.627</b>
4 -	1:51.947	0.743	67.53	09:39:27.574
5 -	1:51.472 (3)	0.268	67.81	09:41:19.046
6 -	1:51.572	0.368	67.75	09:43:10.618
7 -	1:51.385 (2)	0.181	67.87	09:45:02.003
8 -	1:51.575	0.371	67.75	09:46:53.578
9 -	1:51.520	0.316	67.79	09:48:45.098
10 -	1:51.674	0.470	67.69	09:50:36.772
11 -	1:53.873	2.669	66.38	09:52:30.645
12 -	1:51.847	0.643	67.59	09:54:22.492

P19 40 Ben HANCY				
LAP	LAP TIME	DIFF	MPH	TIME OF DAY
1 -	1:59.526	8.699	63.24	09:33:48.778
2 -	1:51.761	0.934	67.64	09:35:40.539
3 -	1:52.643	1.816	67.11	09:37:33.182
4 -	1:50.917 (2)	0.090	68.15	09:39:24.099
5 -	1:51.069 (3)	0.242	68.06	09:41:15.168
6 -	1:54.491	3.664	66.03	09:43:09.659
7 -	<b>1:50.827 (1)</b>		<b>68.21</b>	<b>09:45:00.486</b>
8 -	1:52.149	1.322	67.41	09:46:52.635
9 -	1:51.198	0.371	67.98	09:48:43.833
10 -	1:53.978	3.151	66.32	09:50:37.811
11 -	1:52.800	1.973	67.02	09:52:30.611
12 -	1:52.089	1.262	67.44	09:54:22.700

P20 5 Richard COLLINS (M)				
LAP	LAP TIME	DIFF	MPH	TIME OF DAY
1 -	2:00.712	9.718	62.62	09:33:49.964
2 -	1:51.953	0.959	67.52	09:35:41.917
3 -	1:51.713	0.719	67.67	09:37:33.630
4 -	1:51.163 (2)	0.169	68.00	09:39:24.793
5 -	<b>1:50.994 (1)</b>		<b>68.11</b>	<b>09:41:15.787</b>
6 -	1:52.161	1.167	67.40	09:43:07.948
7 -	1:51.420 (3)	0.426	67.85	09:44:59.368
8 -	1:52.709	1.715	67.07	09:46:52.077
9 -	1:55.789	4.795	65.29	09:48:47.866
10 -	1:51.436	0.442	67.84	09:50:39.302
11 -	1:52.068	1.074	67.45	09:52:31.370
12 -	1:52.089	1.095	67.44	09:54:23.459

DIFF = Difference To Personal Best Lap

P21 56 Max NORFOLK				
LAP	LAP TIME	DIFF	MPH	TIME OF DAY
1 -	2:01.193	9.988	62.37	09:33:50.445
2 -	1:53.205	2.000	66.78	09:35:43.650
3 -	1:51.292 (2)	0.087	67.92	09:37:34.942
4 -	1:52.397	1.192	67.26	09:39:27.339
5 -	<b>1:51.205 (1)</b>		<b>67.98</b>	<b>09:41:18.544</b>
6 -	1:52.253	1.048	67.34	09:43:10.797
7 -	1:52.486	1.281	67.20	09:45:03.283
8 -	1:51.422 (3)	0.217	67.85	09:46:54.705
9 -	1:51.946	0.741	67.53	09:48:46.651
10 -	1:51.817	0.612	67.61	09:50:38.468
11 -	1:53.403	2.198	66.66	09:52:31.871
12 -	1:51.955	0.750	67.52	09:54:23.826

P22 69 Sam GENDY				
LAP	LAP TIME	DIFF	MPH	TIME OF DAY
1 -	2:00.468	9.495	62.75	09:33:49.720
2 -	1:51.545 (3)	0.572	67.77	09:35:41.265
3 -	1:52.176	1.203	67.39	09:37:33.441
4 -	<b>1:50.973 (1)</b>		<b>68.12</b>	<b>09:39:24.414</b>
5 -	1:51.340 (2)	0.367	67.90	09:41:15.754
6 -	2:00.146	9.173	62.92	09:43:15.900
7 -	1:52.200	1.227	67.37	09:45:08.100
8 -	1:52.178	1.205	67.39	09:47:00.278
9 -	1:51.832	0.859	67.60	09:48:52.110
10 -	1:51.939	0.966	67.53	09:50:44.049
11 -	1:51.609	0.636	67.73	09:52:35.658
12 -	1:51.833	0.860	67.60	09:54:27.491


P23 123 Adam BESSELL				
LAP	LAP TIME	DIFF	MPH	TIME OF DAY
1 -	2:00.170	9.442	62.91	09:33:49.422
2 -	1:51.329 (2)	0.601	67.90	09:35:40.751
3 -	1:52.107	1.379	67.43	09:37:32.858
4 -	<b>1:50.728 (1)</b>		<b>68.27</b>	<b>09:39:23.586</b>
5 -	1:51.893 (3)	1.165	67.56	09:41:15.479
6 -	1:51.972	1.244	67.51	09:43:07.451
7 -	2:08.252 P	17.524	58.94	09:45:15.703

Weather / Track : Cloudy / Dry

Anglesey International GP  
 Circuit Length = 2.1000 miles  
 Start: 09:31 Flag 09:53 End: 09:54

# BRSCC Mazda MX-5 Championship - 2B

## RACE 11 - GRID (20 minutes) - AMENDMENT

ROW 11	22	9:45.647	<b>60</b> Nick LE DOYEN (M)	21	21:46.872	<b>119</b> Russell JONES
ROW 10	20	21:29.298	<b>65</b> Joseph NEHORAI	19	21:28.029	<b>58</b> Dale WHITEMAN (M)
ROW 9	18	21:26.724	<b>2</b> Jake STYLES	17	21:07.234	<b>12</b> Paul HUGHES
ROW 8	16	21:06.913	<b>132</b> Jason TAYLOR	15	21:03.692	<b>26</b> Charlie RAWLES
ROW 7	14	21:01.781	<b>30</b> Paul AUSTIN (M)	13	21:00.473	<b>17</b> Russ LINDSAY (M)
ROW 6	12	21:00.088	<b>117</b> Michael CLOSE	11	20:59.306	<b>101</b> Simon WOODS (M)
ROW 5	10		<b>18</b> Clive POWLES (M)	9	20:47.579	<b>74</b> Clive CHISNALL (M)
ROW 4	8	20:44.931	<b>25</b> Ivan LEARY (M)	7	20:43.004	<b>7</b> Adrian BURGE (M)
ROW 3	6	20:42.697	<b>31</b> Bryn GRIFFITHS (M)	5	20:40.618	<b>777</b> Courtney MILNES
ROW 2	4		<b>36</b> Samuel SMITH	3		<b>67</b> Simon ORANGE (M)
ROW 1	2		<b>16</b> Matt PICKFORD (M)	1		<b>80</b> Anthony HUTCHINS (M)
<b>Pole</b>						
						

\* Car 18 - 5 Place grid penalty from Race 1A

Anglesey International GP  
Circuit Length = 2.1000 miles

These results are provisional until the conclusion of any judicial and technical matters.

Clerk Of Course :	Timekeeper :



# BRSCC Mazda MX-5 Championship - 2B

## RACE 11 - CLASSIFICATION - AMENDMENT

POS	NO	NAME	ENTRY	LAPS	TIME	GAP	DIFF	MPH	BEST	ON
1	18	Clive POWLES (M)	Mazda MX-5	11	20:27.851			67.72	1:50.030	6
2	80	Anthony HUTCHINS (M)	Mazda MX-5	11	20:30.587	2.736	2.736	67.57	1:50.698	11
3	16	Matt PICKFORD (M)	Mazda MX-5	11	20:41.054	13.203	10.467	67.00	1:51.580	7
4	7	Adrian BURGE (M)	Mazda MX-5	11	20:43.807	15.956	2.753	66.85	1:51.460	7
5	67	Simon ORANGE (M)	Mazda MX-5	11	20:44.789	16.938	0.982	66.80	1:50.276	10
6	101	Simon WOODS (M)	Mazda MX-5	11	20:53.300	25.449	8.511	66.35	1:51.863	8
7	74	Clive CHISNALL (M)	Mazda MX-5	11	20:53.525	25.674	0.225	66.34	1:51.788	8
8	117	Michael CLOSE	Mazda MX-5	11	20:54.279	26.428	0.754	66.30	1:51.816	8
9	17	Russ LINDSAY (M)	Mazda MX-5	11	20:56.261	28.410	1.982	66.19	1:52.085	9
10	31	Bryn GRIFFITHS (M)	Mazda MX-5	11	20:56.495	28.644	0.234	66.18	1:52.134	9
11	132	Jason TAYLOR	Mazda MX-5	11	21:05.068	37.217	8.573	65.73	1:52.860	8
12	12	Paul HUGHES	Mazda MX-5	11	21:05.534	37.683	0.466	65.71	1:53.090	8
13	26	Charlie RAWLES	Mazda MX-5	11	21:05.865	38.014	0.331	65.69	1:52.609	9
14	30	Paul AUSTIN (M)	Mazda MX-5	11	21:11.326	43.475	5.461	65.41	1:52.124	11
15	60	Nick LE DOYEN (M)	Mazda MX-5	11	21:15.266	47.415	3.940	65.20	1:53.746	11
16	2	Jake STYLES	Mazda MX-5	11	21:17.219	49.368	1.953	65.11	1:54.208	6
17	58	Dale WHITEMAN (M)	Mazda MX-5	11	21:25.014	57.163	7.795	64.71	1:54.440	7
18	65	Joseph NEHORAI	Mazda MX-5	11	21:28.175	1:00.324	3.161	64.55	1:54.597	10
19	119	Russell JONES	Mazda MX-5	11	22:06.862	1:39.011	38.687	62.67	1:57.986	2

### NOT CLASSIFIED

DNF	777	Courtney MILNES	Mazda MX-5	8	15:47.784	3 Laps	3 Laps	63.81	1:52.576	3
DNF	25	Ivan LEARY (M)	Mazda MX-5	6	11:42.245	5 Laps	2 Laps	64.59	1:53.156	3
EX	36*	Samuel SMITH	Mazda MX-5	0						

### FASTEST LAP

18	Clive POWLES (M)	Mazda MX-5	6	1:50.030	68.70 mph	110.57 kph
----	------------------	------------	---	----------	-----------	------------

\* Car 67 - Please return Hire Transponder as both now working.

\* Car 36 - Excluded from Race

Weather / Track : Cloudy / Dry

These results are provisional until the conclusion of any judicial and technical matters.

Anglesey International GP

Circuit Length = 2.1000 miles

Start: 10:34 Flag 10:54 End: 10:56

Clerk Of Course :	Timekeeper :
-------------------	--------------

# BRSCC Mazda MX-5 Championship - 2B

## RACE 11 - LAP CHART

LAP 1 @ 10:36:23.112			LAP 2 @ 10:38:12.548			LAP 3 @ 10:40:01.969			LAP 4 @ 10:41:51.656			LAP 5 @ 10:43:41.365		
NO	BEHIND	LAP TIME	NO	BEHIND	LAP TIME	NO	BEHIND	LAP TIME	NO	BEHIND	LAP TIME	NO	BEHIND	LAP TIME
36		1:54.758	36		1:49.436	36		1:49.421	36		1:49.687	36		1:49.709
80	1.952	1:56.710	80	3.545	1:51.029	80	5.759	1:51.635	80	8.070	1:51.998	80	9.644	1:51.283
16	2.348	1:57.106	16	4.560	1:51.648	16	7.302	1:52.163	16	10.315	1:52.700	18	12.468	1:51.421
7	3.771	1:58.529	7	6.432	1:52.097	7	9.037	1:52.026	18	10.756	1:50.500	16	14.135	1:53.529
25	4.646	1:59.404	18	8.596	1:52.728	18	9.943	1:50.768	7	12.564	1:53.214	7	16.073	1:53.218
18	5.304	2:00.062	31	9.518	1:53.598	31	12.417	1:52.320	777	17.336	1:54.124	777	22.495	1:54.868
31	5.356	2:00.114	777	9.744	1:53.404	777	12.899	1:52.576	101	18.354	1:53.429	101	22.864	1:54.219
777	5.776	2:00.534	17	10.603	1:53.617	17	14.299	1:53.117	74	18.578	1:53.044	31	23.501	1:54.522
117	5.999	2:00.757	101	10.843	1:53.442	101	14.612	1:53.190	31	18.688	1:55.958	117	23.881	1:54.870
17	6.422	2:01.180	117	11.152	1:54.589	74	15.221	1:53.031	117	18.720	1:53.023	67	24.127	1:52.060
101	6.837	2:01.595	74	11.611	1:53.402	117	15.384	1:53.653	17	19.280	1:54.668	74	24.447	1:55.578
26	7.263	2:02.021	132	13.274	1:54.148	132	18.229	1:54.376	67	21.776	1:52.800	17	24.950	1:55.379
74	7.645	2:02.403	60	13.994	1:54.046	67	18.663	1:52.518	60	23.837	1:54.080	132	30.246	1:55.916
30	8.066	2:02.824	67	15.566	1:54.683	60	19.444	1:54.871	132	24.039	1:55.497	12	30.645	1:53.793
132	8.562	2:03.320	26	16.166	1:58.339	26	21.093	1:54.348	12	26.561	1:54.969	26	31.180	1:54.048
60	9.384	2:04.142	12	16.197	1:54.878	12	21.279	1:54.503	26	26.841	1:55.435	60	33.675	1:59.547
67	10.319	2:05.077	2	18.198	1:55.604	2	23.853	1:55.076	2	28.418	1:54.252	2	33.969	1:55.260
12	10.755	2:05.513	58	19.308	1:56.674	58	25.519	1:55.632	58	31.519	1:55.687	25	35.716	1:53.520
65	11.484	2:06.242	65	20.326	1:58.278	25	28.139	1:53.156	25	31.905	1:53.453	58	38.296	1:56.486
2	12.030	2:06.788	119	23.417	1:57.986	65	28.886	1:57.981	30	35.695	1:54.321	30	39.380	1:53.394
58	12.070	2:06.828	25	24.404	2:09.194	30	31.061	1:54.638	65	37.124	1:57.925	65	44.269	1:56.854
119	14.867	2:09.625	30	25.844	2:07.214	119	33.456	1:59.460	119	45.625	2:01.856	119	56.860	2:00.944

Weather / Track : Cloudy / Dry

Anglesey International GP  
 Circuit Length = 2.1000 miles  
 Start: 10:34 Flag 10:54 End: 10:56

# BRSCC Mazda MX-5 Championship - 2B

## RACE 11 - LAP CHART

LAP 6 @ 10:45:30.561			LAP 7 @ 10:47:19.483			LAP 8 @ 10:49:08.886			LAP 9 @ 10:50:58.126			LAP 10 @ 10:52:46.914		
NO	BEHIND	LAP TIME	NO	BEHIND	LAP TIME	NO	BEHIND	LAP TIME	NO	BEHIND	LAP TIME	NO	BEHIND	LAP TIME
<b>36</b>		1:49.196	<b>36</b>		1:48.922	<b>36</b>		1:49.403	<b>36</b>		1:49.240	<b>36</b>		1:48.788
<b>80</b>	11.730	1:51.282	<b>80</b>	14.234	1:51.426	<b>18</b>	15.758	1:50.492	<b>18</b>	17.051	1:50.533	<b>18</b>	18.881	1:50.618
<b>18</b>	13.302	1:50.030	<b>18</b>	14.669	1:50.289	<b>80</b>	16.127	1:51.296	<b>80</b>	18.711	1:51.824	<b>80</b>	21.329	1:51.406
<b>16</b>	17.191	1:52.252	<b>16</b>	19.849	1:51.580	<b>16</b>	22.873	1:52.427	<b>16</b>	25.875	1:52.242	<b>16</b>	29.683	1:52.596
<b>7</b>	18.992	1:52.115	<b>7</b>	21.530	1:51.460	<b>7</b>	24.902	1:52.775	<b>7</b>	28.934	1:53.272	<b>7</b>	32.845	1:52.699
<b>101</b>	28.015	1:54.347	<b>67</b>	31.104	1:51.790	<b>67</b>	32.703	1:51.002	<b>67</b>	34.051	1:50.588	<b>67</b>	35.539	1:50.276
<b>67</b>	28.236	1:53.305	<b>101</b>	31.527	1:52.434	<b>101</b>	33.987	1:51.863	<b>101</b>	36.963	1:52.216	<b>101</b>	41.054	1:52.879
<b>117</b>	28.525	1:53.840	<b>117</b>	31.815	1:52.212	<b>117</b>	34.228	1:51.816	<b>117</b>	37.628	1:52.640	<b>117</b>	41.476	1:52.636
<b>31</b>	28.639	1:54.334	<b>74</b>	32.258	1:52.387	<b>74</b>	34.643	1:51.788	<b>74</b>	38.116	1:52.713	<b>74</b>	41.758	1:52.430
<b>74</b>	28.793	1:53.542	<b>17</b>	33.297	1:53.071	<b>31</b>	37.824	1:53.712	<b>31</b>	40.718	1:52.134	<b>17</b>	45.192	1:52.574
<b>17</b>	29.148	1:53.394	<b>31</b>	33.515	1:53.798	<b>17</b>	38.561	1:54.667	<b>17</b>	41.406	1:52.085	<b>31</b>	45.659	1:53.729
<b>777</b>	31.411	1:58.112	<b>132</b>	40.216	1:54.122	<b>132</b>	43.673	1:52.860	<b>132</b>	47.957	1:53.524	<b>132</b>	53.502	1:54.333
<b>132</b>	35.016	1:53.966	<b>12</b>	40.433	1:54.017	<b>12</b>	44.120	1:53.090	<b>12</b>	48.428	1:53.548	<b>12</b>	53.723	1:54.083
<b>12</b>	35.338	1:53.889	<b>26</b>	40.656	1:53.846	<b>26</b>	45.362	1:54.109	<b>26</b>	48.731	1:52.609	<b>26</b>	54.292	1:54.349
<b>26</b>	35.732	1:53.748	<b>777</b>	43.873	2:01.384	<b>2</b>	50.473	1:54.471	<b>30</b>	56.131	1:53.919	<b>30</b>	1:00.642	1:53.299
<b>2</b>	38.981	1:54.208	<b>60</b>	45.245	1:54.462	<b>60</b>	51.157	1:55.315	<b>2</b>	56.620	1:55.387	<b>60</b>	1:02.960	1:54.922
<b>60</b>	39.705	1:55.226	<b>2</b>	45.405	1:55.346	<b>30</b>	51.452	1:53.728	<b>60</b>	56.826	1:54.909	<b>2</b>	1:03.197	1:55.365
<b>25</b>	40.038	1:53.518	<b>30</b>	47.127	1:52.760	<b>58</b>	56.557	1:54.827	<b>58</b>	1:03.163	1:55.846	<b>58</b>	1:09.920	1:55.545
<b>30</b>	43.289	1:53.105	<b>58</b>	51.133	1:54.440	<b>65</b>	1:03.692	1:55.449	<b>65</b>	1:09.077	1:54.625	<b>65</b>	1:14.886	1:54.597
<b>58</b>	45.615	1:56.515	<b>65</b>	57.646	1:55.438	<b>777</b>	1:07.252	2:12.782 P	<b>119</b>	1:40.150	2:00.823	<b>119</b>	1:49.657	1:58.295
<b>65</b>	51.130	1:56.057	<b>119</b>	1:17.237	1:59.134	<b>119</b>	1:28.567	2:00.733						
<b>119</b>	1:07.025	1:59.361												

Weather / Track : Cloudy / Dry

Anglesey International GP  
 Circuit Length = 2.1000 miles  
 Start: 10:34 Flag 10:54 End: 10:56

# BRSCC Mazda MX-5 Championship - 2B

## RACE 11 - LAP CHART

**LAP 11 @ 10:54:46.162**

NO	BEHIND	LAP TIME
36		1:59.248
18	10.043	1:50.410
80	12.779	1:50.698
16	23.246	1:52.811
7	25.999	1:52.402
67	26.981	1:50.690
101	35.492	1:53.686
74	35.717	1:53.207
117	36.471	1:54.243
17	38.453	1:52.509
31	38.687	1:52.276
132	47.260	1:53.006
12	47.726	1:53.251
26	48.057	1:53.013
30	53.518	1:52.124
60	57.458	1:53.746
2	59.411	1:55.462
58	1:07.206	1:56.534
65	1:10.367	1:54.729
119	1:49.054	1:58.645

Weather / Track : Cloudy / Dry

Results can be found at [www.tsl-timing.com](http://www.tsl-timing.com)

Page 3 of 3

Anglesey International GP  
 Circuit Length = 2.1000 miles  
 Start: 10:34 Flag 10:54 End: 10:56

Printed - 10:57 Sunday, 06 August 2017

**BRSCC Mazda MX-5 Championship - 2B**
**RACE 11 - LAP ANALYSIS**

DIFF = Difference To Personal Best Lap

<b>P1 36 Samuel SMITH</b>				
LAP	LAP TIME	DIFF	MPH	TIME OF DAY
1 -	1:54.758	5.970	65.87	10:36:23.112
2 -	1:49.436	0.648	69.08	10:38:12.548
3 -	1:49.421	0.633	69.09	10:40:01.969
4 -	1:49.687	0.899	68.92	10:41:51.656
5 -	1:49.709	0.921	68.90	10:43:41.365
6 -	1:49.196 (3)	0.408	69.23	10:45:30.561
7 -	1:48.922 (2)	0.134	69.40	10:47:19.483
8 -	1:49.403	0.615	69.10	10:49:08.886
9 -	1:49.240	0.452	69.20	10:50:58.126
10 -	<b>1:48.788 (1)</b>	<b>69.49</b>	<b>10:52:46.914</b>	
11 -	1:59.248	10.460	63.39	10:54:46.162

<b>P2 18 Clive POWLES (M)</b>				
LAP	LAP TIME	DIFF	MPH	TIME OF DAY
1 -	2:00.062	10.032	62.96	10:36:28.416
2 -	1:52.728	2.698	67.06	10:38:21.144
3 -	1:50.768	0.738	68.25	10:40:11.912
4 -	1:50.500	0.470	68.41	10:42:02.412
5 -	1:51.421	1.391	67.85	10:43:53.833
6 -	<b>1:50.030 (1)</b>	<b>68.70</b>	<b>10:45:43.863</b>	
7 -	1:50.289 (2)	0.259	68.54	10:47:34.152
8 -	1:50.492	0.462	68.42	10:49:24.644
9 -	1:50.533	0.503	68.39	10:51:15.177
10 -	1:50.618	0.588	68.34	10:53:05.795
11 -	1:50.410 (3)	0.380	68.47	10:54:56.205

<b>P3 80 Anthony HUTCHINS (M)</b>				
LAP	LAP TIME	DIFF	MPH	TIME OF DAY
1 -	1:56.710	6.012	64.77	10:36:25.064
2 -	1:51.029 (2)	0.331	68.09	10:38:16.093
3 -	1:51.635	0.937	67.72	10:40:07.728
4 -	1:51.998	1.300	67.50	10:41:59.726
5 -	1:51.283	0.585	67.93	10:43:51.009
6 -	1:51.282 (3)	0.584	67.93	10:45:42.291
7 -	1:51.426	0.728	67.84	10:47:33.717
8 -	1:51.296	0.598	67.92	10:49:25.013
9 -	1:51.824	1.126	67.60	10:51:16.837
10 -	1:51.406	0.708	67.85	10:53:08.243
11 -	<b>1:50.698 (1)</b>	<b>68.29</b>	<b>10:54:58.941</b>	

<b>P4 16 Matt PICKFORD (M)</b>				
LAP	LAP TIME	DIFF	MPH	TIME OF DAY
1 -	1:57.106	5.526	64.55	10:36:25.460
2 -	1:51.648 (2)	0.068	67.71	10:38:17.108
3 -	1:52.163 (3)	0.583	67.40	10:40:09.271
4 -	1:52.700	1.120	67.08	10:42:01.971
5 -	1:53.529	1.949	66.59	10:43:55.500
6 -	1:52.252	0.672	67.34	10:45:47.752
7 -	<b>1:51.580 (1)</b>	<b>67.75</b>	<b>10:47:39.332</b>	
8 -	1:52.427	0.847	67.24	10:49:31.759
9 -	1:52.242	0.662	67.35	10:51:24.001
10 -	1:52.596	1.016	67.14	10:53:16.597
11 -	1:52.811	1.231	67.01	10:55:09.408

<b>P5 7 Adrian BURGE (M)</b>				
LAP	LAP TIME	DIFF	MPH	TIME OF DAY
1 -	1:58.529	7.069	63.78	10:36:26.883
2 -	1:52.097 (3)	0.637	67.44	10:38:18.980

DIFF = Difference To Personal Best Lap

3 -	1:52.026 (2)	0.566	67.48	10:40:11.006
4 -	1:53.214	1.754	66.77	10:42:04.220
5 -	1:53.218	1.758	66.77	10:43:57.438
6 -	1:52.115	0.655	67.43	10:45:49.553
7 -	<b>1:51.460 (1)</b>	<b>67.82</b>	<b>10:47:41.013</b>	
8 -	1:52.775	1.315	67.03	10:49:33.788
9 -	1:53.272	1.812	66.74	10:51:27.060
10 -	1:52.699	1.239	67.08	10:53:19.759
11 -	1:52.402	0.942	67.25	10:55:12.161

<b>P6 67 Simon ORANGE (M)</b>				
LAP	LAP TIME	DIFF	MPH	TIME OF DAY
1 -	2:05.077	14.801	60.44	10:36:33.431
2 -	1:54.683	4.407	65.92	10:38:28.114
3 -	1:52.518	2.242	67.18	10:40:20.632
4 -	1:52.800	2.524	67.02	10:42:13.432
5 -	1:52.060	1.784	67.46	10:44:05.492
6 -	1:53.305	3.029	66.72	10:45:58.797
7 -	1:51.790	1.514	67.62	10:47:50.587
8 -	1:51.002	0.726	68.10	10:49:41.589
9 -	1:50.588 (2)	0.312	68.36	10:51:32.177
10 -	<b>1:50.276 (1)</b>	<b>68.55</b>	<b>10:53:22.453</b>	
11 -	1:50.690 (3)	0.414	68.29	10:55:13.143

<b>P7 101 Simon WOODS (M)</b>				
LAP	LAP TIME	DIFF	MPH	TIME OF DAY
1 -	2:01.595	9.732	62.17	10:36:29.949
2 -	1:53.442	1.579	66.64	10:38:23.391
3 -	1:53.190	1.327	66.79	10:40:16.581
4 -	1:53.429	1.566	66.64	10:42:10.010
5 -	1:54.219	2.356	66.18	10:44:04.229
6 -	1:54.347	2.484	66.11	10:45:58.576
7 -	1:52.434 (3)	0.571	67.23	10:47:51.010
8 -	<b>1:51.863 (1)</b>	<b>67.58</b>	<b>10:49:42.873</b>	
9 -	1:52.216 (2)	0.353	67.37	10:51:35.089
10 -	1:52.879	1.016	66.97	10:53:27.968
11 -	1:53.686	1.823	66.49	10:55:21.654

<b>P8 74 Clive CHISNALL (M)</b>				
LAP	LAP TIME	DIFF	MPH	TIME OF DAY
1 -	2:02.403	10.615	61.76	10:36:30.757
2 -	1:53.402	1.614	66.66	10:38:24.159
3 -	1:53.031	1.243	66.88	10:40:17.190
4 -	1:53.044	1.256	66.87	10:42:10.234
5 -	1:55.578	3.790	65.41	10:44:05.812
6 -	1:53.542	1.754	66.58	10:45:59.354
7 -	1:52.387 (2)	0.599	67.26	10:47:51.741
8 -	<b>1:51.788 (1)</b>	<b>67.62</b>	<b>10:49:43.529</b>	
9 -	1:52.713	0.925	67.07	10:51:36.242
10 -	1:52.430 (3)	0.642	67.24	10:53:28.672
11 -	1:53.207	1.419	66.78	10:55:21.879

<b>P9 117 Michael CLOSE</b>				
LAP	LAP TIME	DIFF	MPH	TIME OF DAY
1 -	2:00.757	8.941	62.60	10:36:29.111
2 -	1:54.589	2.773	65.97	10:38:23.700
3 -	1:53.653	1.837	66.51	10:40:17.353
4 -	1:53.023	1.207	66.88	10:42:10.376
5 -	1:54.870	3.054	65.81	10:44:05.246
6 -	1:53.840	2.024	66.40	10:45:59.086
7 -	1:52.212 (2)	0.396	67.37	10:47:51.298

Anglesey International GP

Circuit Length = 2.1000 miles

Start: 10:34 Flag 10:54 End: 10:56

Weather / Track : Cloudy / Dry

# BRSCC Mazda MX-5 Championship - 2B

## RACE 11 - LAP ANALYSIS

DIFF = Difference To Personal Best Lap

8 -	<b>1:51.816 (1)</b>		<b>67.61</b>	<b>10:49:43.114</b>
9 -	1:52.640	0.824	67.11	10:51:35.754
10 -	1:52.636 (3)	0.820	67.11	10:53:28.390
11 -	1:54.243	2.427	66.17	10:55:22.633

### P10 17 Russ LINDSAY (M)

LAP	LAP TIME	DIFF	MPH	TIME OF DAY
1 -	2:01.180	9.095	62.38	10:36:29.534
2 -	1:53.617	1.532	66.53	10:38:23.151
3 -	1:53.117	1.032	66.83	10:40:16.268
4 -	1:54.668	2.583	65.92	10:42:10.936
5 -	1:55.379	3.294	65.52	10:44:06.315
6 -	1:53.394	1.309	66.67	10:45:59.709
7 -	1:53.071	0.986	66.86	10:47:52.780
8 -	1:54.667	2.582	65.93	10:49:47.447
9 -	<b>1:52.085 (1)</b>		<b>67.44</b>	<b>10:51:39.532</b>
10 -	1:52.574 (3)	0.489	67.15	10:53:32.106
11 -	1:52.509 (2)	0.424	67.19	10:55:24.615

### P11 31 Bryn GRIFFITHS (M)

LAP	LAP TIME	DIFF	MPH	TIME OF DAY
1 -	2:00.114	7.980	62.94	10:36:28.468
2 -	1:53.598	1.464	66.55	10:38:22.066
3 -	1:52.320 (3)	0.186	67.30	10:40:14.386
4 -	1:55.958	3.824	65.19	10:42:10.344
5 -	1:54.522	2.388	66.01	10:44:04.866
6 -	1:54.334	2.200	66.12	10:45:59.200
7 -	1:53.798	1.664	66.43	10:47:52.998
8 -	1:53.712	1.578	66.48	10:49:46.710
9 -	<b>1:52.134 (1)</b>		<b>67.41</b>	<b>10:51:38.844</b>
10 -	1:53.729	1.595	66.47	10:53:32.573
11 -	1:52.276 (2)	0.142	67.33	10:55:24.849

### P12 132 Jason TAYLOR

LAP	LAP TIME	DIFF	MPH	TIME OF DAY
1 -	2:03.320	10.460	61.30	10:36:31.674
2 -	1:54.148	1.288	66.22	10:38:25.822
3 -	1:54.376	1.516	66.09	10:40:20.198
4 -	1:55.497	2.637	65.45	10:42:15.695
5 -	1:55.916	3.056	65.21	10:44:11.611
6 -	1:53.966	1.106	66.33	10:46:05.577
7 -	1:54.122	1.262	66.24	10:47:59.699
8 -	<b>1:52.860 (1)</b>		<b>66.98</b>	<b>10:49:52.559</b>
9 -	1:53.524 (3)	0.664	66.59	10:51:46.083
10 -	1:54.333	1.473	66.12	10:53:40.416
11 -	1:53.006 (2)	0.146	66.89	10:55:33.422

### P13 12 Paul HUGHES

LAP	LAP TIME	DIFF	MPH	TIME OF DAY
1 -	2:05.513	12.423	60.23	10:36:33.867
2 -	1:54.878	1.788	65.80	10:38:28.745
3 -	1:54.503	1.413	66.02	10:40:23.248
4 -	1:54.969	1.879	65.75	10:42:18.217
5 -	1:53.793	0.703	66.43	10:44:12.010
6 -	1:53.889	0.799	66.38	10:46:05.899
7 -	1:54.017	0.927	66.30	10:47:59.916
8 -	<b>1:53.090 (1)</b>		<b>66.84</b>	<b>10:49:53.006</b>
9 -	1:53.548 (3)	0.458	66.57	10:51:46.554
10 -	1:54.083	0.993	66.26	10:53:40.637
11 -	1:53.251 (2)	0.161	66.75	10:55:33.888

DIFF = Difference To Personal Best Lap

LAP	LAP TIME	DIFF	MPH	TIME OF DAY
1 -	2:02.021	9.412	61.95	10:36:30.375
2 -	1:58.339	5.730	63.88	10:38:28.714
3 -	1:54.348	1.739	66.11	10:40:23.062
4 -	1:55.435	2.826	65.49	10:42:18.497
5 -	1:54.048	1.439	66.28	10:44:12.545
6 -	1:53.748 (3)	1.139	66.46	10:46:06.293
7 -	1:53.846	1.237	66.40	10:48:00.139
8 -	1:54.109	1.500	66.25	10:49:54.248
9 -	<b>1:52.609 (1)</b>		<b>67.13</b>	<b>10:51:46.857</b>
10 -	1:54.349	1.740	66.11	10:53:41.206
11 -	1:53.013 (2)	0.404	66.89	10:55:34.219

### P15 30 Paul AUSTIN (M)

LAP	LAP TIME	DIFF	MPH	TIME OF DAY
1 -	2:02.824	10.700	61.55	10:36:31.178
2 -	2:07.214	15.090	59.42	10:38:38.392
3 -	1:54.638	2.514	65.94	10:40:33.030
4 -	1:54.321	2.197	66.12	10:42:27.351
5 -	1:53.394	1.270	66.67	10:44:20.745
6 -	1:53.105 (3)	0.981	66.84	10:46:13.850
7 -	1:52.760 (2)	0.636	67.04	10:48:06.610
8 -	1:53.728	1.604	66.47	10:50:00.338
9 -	1:53.919	1.795	66.36	10:51:54.257
10 -	1:53.299	1.175	66.72	10:53:47.556
11 -	<b>1:52.124 (1)</b>		<b>67.42</b>	<b>10:55:39.680</b>

### P16 60 Nick LE DOYEN (M)

LAP	LAP TIME	DIFF	MPH	TIME OF DAY
1 -	2:04.142	10.396	60.89	10:36:32.496
2 -	1:54.046 (2)	0.300	66.28	10:38:26.542
3 -	1:54.871	1.125	65.81	10:40:21.413
4 -	1:54.080 (3)	0.334	66.26	10:42:15.493
5 -	1:59.547	5.801	63.23	10:44:15.040
6 -	1:55.226	1.480	65.61	10:46:10.266
7 -	1:54.462	0.716	66.04	10:48:04.728
8 -	1:55.315	1.569	65.55	10:50:00.043
9 -	1:54.909	1.163	65.79	10:51:54.952
10 -	1:54.922	1.176	65.78	10:53:49.874
11 -	<b>1:53.746 (1)</b>		<b>66.46</b>	<b>10:55:43.620</b>

### P17 2 Jake STYLES

LAP	LAP TIME	DIFF	MPH	TIME OF DAY
1 -	2:06.788	12.580	59.62	10:36:35.142
2 -	1:55.604	1.396	65.39	10:38:30.746
3 -	1:55.076	0.868	65.69	10:40:25.822
4 -	1:54.252 (2)	0.044	66.16	10:42:20.074
5 -	1:55.260	1.052	65.59	10:44:15.334
6 -	<b>1:54.208 (1)</b>		<b>66.19</b>	<b>10:46:09.542</b>
7 -	1:55.346	1.138	65.54	10:48:04.888
8 -	1:54.471 (3)	0.263	66.04	10:49:59.359
9 -	1:55.387	1.179	65.51	10:51:54.746
10 -	1:55.365	1.157	65.53	10:53:50.111
11 -	1:55.462	1.254	65.47	10:55:45.573

### P18 58 Dale WHITEMAN (M)

LAP	LAP TIME	DIFF	MPH	TIME OF DAY
1 -	2:06.828	12.388	59.60	10:36:35.182
2 -	1:56.674	2.234	64.79	10:38:31.856

Anglesey International GP  
 Circuit Length = 2.1000 miles  
 Start: 10:34 Flag 10:54 End: 10:56

Weather / Track : Cloudy / Dry

**BRSCC Mazda MX-5 Championship - 2B**
**RACE 11 - LAP ANALYSIS**

DIFF = Difference To Personal Best Lap

3 -	1:55.632	1.192	65.37	10:40:27.488
4 -	1:55.687	1.247	65.34	10:42:23.175
5 -	1:56.486	2.046	64.90	10:44:19.661
6 -	1:56.515	2.075	64.88	10:46:16.176
<b>7 -</b>	<b>1:54.440 (1)</b>		<b>66.06</b>	<b>10:48:10.616</b>
8 -	1:54.827 (2)	0.387	65.83	10:50:05.443
9 -	1:55.846	1.406	65.25	10:52:01.289
10 -	1:55.545 (3)	1.105	65.42	10:53:56.834
11 -	1:56.534	2.094	64.87	10:55:53.368

**P19 65 Joseph NEHORAI**

LAP	LAP TIME	DIFF	MPH	TIME OF DAY
1 -	2:06.242	11.645	59.88	10:36:34.596
2 -	1:58.278	3.681	63.91	10:38:32.874
3 -	1:57.981	3.384	64.07	10:40:30.855
4 -	1:57.925	3.328	64.10	10:42:28.780
5 -	1:56.854	2.257	64.69	10:44:25.634
6 -	1:56.057	1.460	65.14	10:46:21.691
7 -	1:55.438	0.841	65.48	10:48:17.129
8 -	1:55.449	0.852	65.48	10:50:12.578
9 -	1:54.625 (2)	0.028	65.95	10:52:07.203
<b>10 -</b>	<b>1:54.597 (1)</b>		<b>65.97</b>	<b>10:54:01.800</b>
11 -	1:54.729 (3)	0.132	65.89	10:55:56.529

**P20 119 Russell JONES**

LAP	LAP TIME	DIFF	MPH	TIME OF DAY
1 -	2:09.625	11.639	58.32	10:36:37.979
<b>2 -</b>	<b>1:57.986 (1)</b>		<b>64.07</b>	<b>10:38:35.965</b>
3 -	1:59.460	1.474	63.28	10:40:35.425
4 -	2:01.856	3.870	62.04	10:42:37.281
5 -	2:00.944	2.958	62.50	10:44:38.225
6 -	1:59.361	1.375	63.33	10:46:37.586
7 -	1:59.134	1.148	63.45	10:48:36.720
8 -	2:00.733	2.747	62.61	10:50:37.453
9 -	2:00.823	2.837	62.57	10:52:38.276
10 -	1:58.295 (2)	0.309	63.90	10:54:36.571
11 -	1:58.645 (3)	0.659	63.71	10:56:35.216

**P21 777 Courtney MILNES**

LAP	LAP TIME	DIFF	MPH	TIME OF DAY
1 -	2:00.534	7.958	62.72	10:36:28.888
2 -	1:53.404 (2)	0.828	66.66	10:38:22.292
<b>3 -</b>	<b>1:52.576 (1)</b>		<b>67.15</b>	<b>10:40:14.868</b>
4 -	1:54.124 (3)	1.548	66.24	10:42:08.992
5 -	1:54.868	2.292	65.81	10:44:03.860
6 -	1:58.112	5.536	64.00	10:46:01.972
7 -	2:01.384	8.808	62.28	10:48:03.356
8 -	2:12.782 P	20.206	56.93	10:50:16.138

**P22 25 Ivan LEARY (M)**

LAP	LAP TIME	DIFF	MPH	TIME OF DAY
1 -	1:59.404	6.248	63.31	10:36:27.758
2 -	2:09.194	16.038	58.51	10:38:36.952
<b>3 -</b>	<b>1:53.156 (1)</b>		<b>66.81</b>	<b>10:40:30.108</b>
4 -	1:53.453 (2)	0.297	66.63	10:42:23.561
5 -	1:53.520	0.364	66.59	10:44:17.081
6 -	1:53.518 (3)	0.362	66.59	10:46:10.599

Weather / Track : Cloudy / Dry

 Anglesey International GP  
 Circuit Length = 2.1000 miles  
 Start: 10:34 Flag 10:54 End: 10:56



# BRSCC Mazda MX-5 Championship - 3A

## RACE 17 - GRID (20 minutes) - AMENDMENT

ROW 12		23	<b>67</b> Simon ORANGE (M)				
ROW 11		22	<b>7</b> Adrian BURGE (M)	21 <b>16</b> Matt PICKFORD (M)			
ROW 10	20	<b>80</b> Anthony HUTCHINS (M)	19	<b>18</b> Clive POWLES (M)			
ROW 9		22:34.207	18	<b>5</b> Richard COLLINS (M)	22:33.448	17	<b>40</b> Ben HANCY
ROW 8	22:33.240	16	<b>19</b> Oliver ROBINSON (M)	22:32.185	15	<b>11</b> Stuart BRITTLE (M)	
ROW 7		22:25.571	14	<b>29</b> Adam CRAIG	22:23.026	13	<b>77</b> Stephen FODEN
ROW 6	22:22.730	12	<b>68</b> Paul TUCKER (M)	22:22.250	11	<b>99</b> Patrick COLLINS (M)	
ROW 5		22:20.240	10	<b>33</b> Jason GREATREX	22:14.645	9	<b>94</b> Charlie BURGE
ROW 4	22:14.430	8	<b>10</b> Teddy CLARK	22:09.891	7	<b>23</b> Martin TOLLEY (M)	
ROW 3		22:04.491	6	<b>105</b> Roger CHESNEAU	22:01.430	5	<b>175</b> Patrick LAY
ROW 2	21:53.703	4	<b>15</b> John LANGRIDGE	21:52.767	3	<b>43</b> Will BLACKWELL-CHAMBERS	
ROW 1		21:51.206	2	<b>63</b> Oliver ALLWOOD	21:50.812	1	<b>83</b> Brian TROTT
							<b>Pole</b>

Anglesey International GP  
Circuit Length = 2.1000 miles

These results are provisional until the conclusion of any judicial and technical matters.

Clerk Of Course :		Timekeeper :	
-------------------	--	--------------	--

# BRSCC Mazda MX-5 Championship - 3A

## RACE 17 - CLASSIFICATION

POS	NO	NAME	ENTRY	LAPS	TIME	GAP	DIFF	MPH	BEST	ON
1	10	Teddy CLARK	Mazda MX-5	9	17:49.138			63.64	1:57.262	5
2	43	Will BLACKWELL-CHAMBERS	Mazda MX-5	9	17:51.454	2.316	2.316	63.50	1:57.048	6
3	83	Brian TROTT	Mazda MX-5	9	17:52.568	3.430	1.114	63.43	1:57.442	7
4	15	John LANGRIDGE	Mazda MX-5	9	17:55.341	6.203	2.773	63.27	1:56.940	7
5	175	Patrick LAY	Mazda MX-5	9	17:56.430	7.292	1.089	63.20	1:57.483	5
6	33	Jason GREATREX	Mazda MX-5	9	18:07.274	18.136	10.844	62.57	1:59.389	5
7	63	Oliver ALLWOOD	Mazda MX-5	9	18:12.964	23.826	5.690	62.25	2:00.263	7
8	99	Patrick COLLINS (M)	Mazda MX-5	9	18:13.999	24.861	1.035	62.19	1:59.846	6
9	68	Paul TUCKER (M)	Mazda MX-5	9	18:15.266	26.128	1.267	62.12	2:00.061	5
10	18	Clive POWLES (M)	Mazda MX-5	9	18:15.809	26.671	0.543	62.09	1:58.773	8
11	67	Simon ORANGE (M)	Mazda MX-5	9	18:17.521	28.383	1.712	61.99	1:59.233	8
12	94	Charlie BURGE	Mazda MX-5	9	18:22.667	33.529	5.146	61.70	2:00.578	5
13	40	Ben HANCY	Mazda MX-5	9	18:23.762	34.624	1.095	61.64	1:59.453	4
14	23	Martin TOLLEY (M)	Mazda MX-5	9	18:24.626	35.488	0.864	61.59	2:00.438	3
15	77	Stephen FODEN	Mazda MX-5	9	18:25.553	36.415	0.927	61.54	2:00.102	4
16	29	Adam CRAIG	Mazda MX-5	9	18:28.045	38.907	2.492	61.40	2:01.429	5
17	5	Richard COLLINS (M)	Mazda MX-5	9	18:42.378	53.240	14.333	60.62	2:02.723	8
18	19	Oliver ROBINSON (M)	Mazda MX-5	9	18:44.204	55.066	1.826	60.52	2:02.334	8
19	80	Anthony HUTCHINS (M)	Mazda MX-5	9	18:44.709	55.571	0.505	60.49	2:02.362	7
20	11	Stuart BRITTLE (M)	Mazda MX-5	9	18:48.546	59.408	3.837	60.28	2:03.307	8
21	16	Matt PICKFORD (M)	Mazda MX-5	9	19:05.885	1:16.747	17.339	59.37	2:03.877	6
22	7	Adrian BURGE (M)	Mazda MX-5	9	19:12.348	1:23.210	6.463	59.04	2:05.491	6

NOT CLASSIFIED

DNF	105	Roger CHESNEAU	Mazda MX-5	2	4:12.942	7 Laps	7 Laps	59.77	2:03.214	2
-----	-----	----------------	------------	---	----------	--------	--------	-------	----------	---

FASTEST LAP

	15	John LANGRIDGE	Mazda MX-5	7	1:56.940			64.64 mph	104.04 kph	
--	----	----------------	------------	---	----------	--	--	-----------	------------	--

\*Car 18 - No working transponder

Weather / Track : Rain / Wet

These results are provisional until the conclusion of any judicial and technical matters.

Anglesey International GP

Circuit Length = 2.1000 miles

Start: 14:40 Flag 14:58 End: 14:59

Clerk Of Course :		Timekeeper :	
-------------------	--	--------------	--

# BRSCC Mazda MX-5 Championship - 3A

## RACE 17 - LAP CHART

LAP 1 @ 14:42:38.115			LAP 2 @ 14:44:38.445			LAP 3 @ 14:46:37.990			LAP 4 @ 14:48:36.440			LAP 5 @ 14:50:33.702		
NO	BEHIND	LAP TIME	NO	BEHIND	LAP TIME	NO	BEHIND	LAP TIME	NO	BEHIND	LAP TIME	NO	BEHIND	LAP TIME
83		2:03.664	83		2:00.330	43		1:59.164	10		1:58.063	10		1:57.262
43	0.817	2:04.481	43	0.381	1:59.894	83	0.035	1:59.580	83	1.424	1:59.839	83	2.040	1:57.878
63	2.327	2:05.991	10	1.530	1:59.253	10	0.387	1:58.402	43	2.140	2:00.590	43	2.493	1:57.615
10	2.607	2:06.271	63	2.845	2:00.848	175	3.122	1:59.629	175	3.144	1:58.472	175	3.365	1:57.483
15	3.369	2:07.033	175	3.038	1:59.640	15	4.582	2:00.962	15	4.636	1:58.504	15	5.276	1:57.902
175	3.728	2:07.392	15	3.165	2:00.126	63	4.875	2:01.575	33	6.714	2:00.059	33	8.841	1:59.389
23	4.206	2:07.870	33	4.267	1:59.957	33	5.105	2:00.383	63	7.418	2:00.993	63	10.698	2:00.542
33	4.640	2:08.304	23	5.245	2:01.369	23	6.138	2:00.438	68	10.106	2:01.300	68	12.905	2:00.061
68	4.961	2:08.625	68	6.304	2:01.673	68	7.256	2:00.497	23	10.260	2:02.572	99	13.692	2:00.384
105	6.064	2:09.728	99	7.896	2:01.574	99	8.504	2:00.153	99	10.570	2:00.516	23	15.104	2:02.106
99	6.652	2:10.316	94	8.708	2:01.933	94	9.939	2:00.776	94	12.540	2:01.051	94	15.856	2:00.578
94	7.105	2:10.769	105	8.948	2:03.214	77	11.306	2:01.171	77	12.958	2:00.102	77	16.057	2:00.361
77	7.434	2:11.098	40	9.171	2:01.674	18	12.335	2:01.514	18	13.554	1:59.669	18	16.363	2:00.071
40	7.827	2:11.491	77	9.680	2:02.576	40	12.804	2:03.178	40	13.807	1:59.453	40	16.800	2:00.255
29	8.350	2:12.014	18	10.366	2:01.421	29	13.039	2:01.795	67	14.917	1:59.511	67	17.615	1:59.960
18	9.275	2:12.939	29	10.789	2:02.769	67	13.856	2:00.940	29	16.270	2:01.681	29	20.437	2:01.429
11	10.619	2:14.283	67	12.461	2:01.919	5	19.414	2:04.023	5	24.010	2:03.046	5	29.837	2:03.089
67	10.872	2:14.536	11	14.043	2:03.754	11	21.471	2:06.973	11	26.629	2:03.608	19	32.948	2:02.937
5	11.342	2:15.006	5	14.936	2:03.924	19	21.721	2:05.191	80	27.220	2:03.912	80	33.373	2:03.415
19	11.943	2:15.607	19	16.075	2:04.462	80	21.758	2:04.031	19	27.273	2:04.002	11	33.512	2:04.145
80	12.295	2:15.959	80	17.272	2:05.307	16	31.379	2:06.595	16	38.985	2:06.056	16	47.610	2:05.887
16	16.422	2:20.086	16	24.329	2:08.237	7	33.097	2:07.004	7	40.657	2:06.010	7	48.925	2:05.530
7	17.351	2:21.015	7	25.638	2:08.617									

Weather / Track : Rain / Wet

Anglesey International GP  
 Circuit Length = 2.1000 miles  
 Start: 14:40 Flag 14:58 End: 14:59

# BRSCC Mazda MX-5 Championship - 3A

## RACE 17 - LAP CHART

LAP 6 @ 14:52:30.989			LAP 7 @ 14:54:28.343			LAP 8 @ 14:56:25.929			LAP 9 @ 14:58:23.589		
NO	BEHIND	LAP TIME	NO	BEHIND	LAP TIME	NO	BEHIND	LAP TIME	NO	BEHIND	LAP TIME
10		1:57.287	10		1:57.354	10		1:57.586	10		1:57.660
43	2.254	1:57.048	43	2.241	1:57.341	43	1.892	1:57.237	43	2.316	1:58.084
83	2.873	1:58.120	83	2.961	1:57.442	83	3.331	1:57.956	83	3.430	1:57.759
175	3.875	1:57.797	175	4.584	1:58.063	15	5.889	1:58.478	15	6.203	1:57.974
15	5.411	1:57.422	15	4.997	1:56.940	175	6.712	1:59.714	175	7.292	1:58.240
33	11.035	1:59.481	33	13.411	1:59.730	33	15.798	1:59.973	33	18.136	1:59.998
63	13.843	2:00.432	63	16.752	2:00.263	63	19.893	2:00.727	63	23.826	2:01.593
68	15.683	2:00.065	68	18.917	2:00.588	99	22.540	2:00.194	99	24.861	1:59.981
99	16.251	1:59.846	99	19.932	2:01.035	68	23.414	2:02.083	68	26.128	2:00.374
23	19.861	2:02.044	18	22.966	2:00.031	18	24.153	1:58.773	18	26.671	2:00.178
18	20.289	2:01.213	67	24.384	2:00.876	67	26.031	1:59.233	67	28.383	2:00.012
94	20.634	2:02.065	23	25.201	2:02.694	23	29.827	2:02.212	94	33.529	2:00.855
67	20.862	2:00.534	40	25.519	2:01.262	94	30.334	2:01.830	40	34.624	2:01.303
77	21.093	2:02.323	94	26.090	2:02.810	77	30.680	2:01.666	23	35.488	2:03.321
40	21.611	2:02.098	77	26.600	2:02.861	40	30.981	2:03.048	77	36.415	2:03.395
29	25.273	2:02.123	29	30.206	2:02.287	29	34.513	2:01.893	29	38.907	2:02.054
5	35.821	2:03.271	5	41.574	2:03.107	5	46.711	2:02.723	5	53.240	2:04.189
19	39.818	2:04.157	19	44.936	2:02.472	19	49.684	2:02.334	19	55.066	2:03.042
80	40.228	2:04.142	80	45.236	2:02.362	80	50.328	2:02.678	80	55.571	2:02.903
11	41.058	2:04.833	11	47.389	2:03.685	11	53.110	2:03.307	11	59.408	2:03.958
16	54.200	2:03.877	16	1:01.757	2:04.911	16	1:08.352	2:04.181	16	1:16.747	2:06.055
7	57.129	2:05.491	7	1:06.014	2:06.239	7	1:14.419	2:05.991	7	1:23.210	2:06.451

Weather / Track : Rain / Wet

Anglesey International GP  
 Circuit Length = 2.1000 miles  
 Start: 14:40 Flag 14:58 End: 14:59

# BRSCC Mazda MX-5 Championship - 3A

## RACE 17 - LAP ANALYSIS

DIFF = Difference To Personal Best Lap

P1 10 Teddy CLARK				
LAP	LAP TIME	DIFF	MPH	TIME OF DAY
1 -	2:06.271	9.009	59.87	14:42:40.722
2 -	1:59.253	1.991	63.39	14:44:39.975
3 -	1:58.402	1.140	63.85	14:46:38.377
4 -	1:58.063	0.801	64.03	14:48:36.440
5 -	<b>1:57.262 (1)</b>		<b>64.47</b>	<b>14:50:33.702</b>
6 -	1:57.287 (2)	0.025	64.45	14:52:30.989
7 -	1:57.354 (3)	0.092	64.42	14:54:28.343
8 -	1:57.586	0.324	64.29	14:56:25.929
9 -	1:57.660	0.398	64.25	14:58:23.589

P2 43 Will BLACKWELL-CHAMBERS				
LAP	LAP TIME	DIFF	MPH	TIME OF DAY
1 -	2:04.481	7.433	60.73	14:42:38.932
2 -	1:59.894	2.846	63.05	14:44:38.826
3 -	1:59.164	2.116	63.44	14:46:37.990
4 -	2:00.590	3.542	62.69	14:48:38.580
5 -	1:57.615	0.567	64.27	14:50:36.195
6 -	<b>1:57.048 (1)</b>		<b>64.58</b>	<b>14:52:33.243</b>
7 -	1:57.341 (3)	0.293	64.42	14:54:30.584
8 -	1:57.237 (2)	0.189	64.48	14:56:27.821
9 -	1:58.084	1.036	64.02	14:58:25.905

P3 83 Brian TROTT				
LAP	LAP TIME	DIFF	MPH	TIME OF DAY
1 -	2:03.664	6.222	61.13	14:42:38.115
2 -	2:00.330	2.888	62.82	14:44:38.445
3 -	1:59.580	2.138	63.22	14:46:38.025
4 -	1:59.839	2.397	63.08	14:48:37.864
5 -	1:57.878 (3)	0.436	64.13	14:50:35.742
6 -	1:58.120	0.678	64.00	14:52:33.862
7 -	<b>1:57.442 (1)</b>		<b>64.37</b>	<b>14:54:31.304</b>
8 -	1:57.956	0.514	64.09	14:56:29.260
9 -	1:57.759 (2)	0.317	64.19	14:58:27.019

P4 15 John LANGRIDGE				
LAP	LAP TIME	DIFF	MPH	TIME OF DAY
1 -	2:07.033	10.093	59.51	14:42:41.484
2 -	2:00.126	3.186	62.93	14:44:41.610
3 -	2:00.962	4.022	62.49	14:46:42.572
4 -	1:58.504	1.564	63.79	14:48:41.076
5 -	1:57.902 (3)	0.962	64.12	14:50:38.978
6 -	1:57.422 (2)	0.482	64.38	14:52:36.400
7 -	<b>1:56.940 (1)</b>		<b>64.64</b>	<b>14:54:33.340</b>
8 -	1:58.478	1.538	63.80	14:56:31.818
9 -	1:57.974	1.034	64.08	14:58:29.792

P5 175 Patrick LAY				
LAP	LAP TIME	DIFF	MPH	TIME OF DAY
1 -	2:07.392	9.909	59.34	14:42:41.843
2 -	1:59.640	2.157	63.18	14:44:41.483
3 -	1:59.629	2.146	63.19	14:46:41.112
4 -	1:58.472	0.989	63.81	14:48:39.584
5 -	<b>1:57.483 (1)</b>		<b>64.34</b>	<b>14:50:37.067</b>
6 -	1:57.797 (2)	0.314	64.17	14:52:34.864
7 -	1:58.063 (3)	0.580	64.03	14:54:32.927
8 -	1:59.714	2.231	63.15	14:56:32.641
9 -	1:58.240	0.757	63.93	14:58:30.881

DIFF = Difference To Personal Best Lap

P6 33 Jason GREATREX				
LAP	LAP TIME	DIFF	MPH	TIME OF DAY
1 -	2:08.304	8.915	58.92	14:42:42.755
2 -	1:59.957	0.568	63.02	14:44:42.712
3 -	2:00.383	0.994	62.79	14:46:43.095
4 -	2:00.059	0.670	62.96	14:48:43.154
5 -	<b>1:59.389 (1)</b>		<b>63.32</b>	<b>14:50:42.543</b>
6 -	1:59.481 (2)	0.092	63.27	14:52:42.024
7 -	1:59.730 (3)	0.341	63.14	14:54:41.754
8 -	1:59.973	0.584	63.01	14:56:41.727
9 -	1:59.998	0.609	63.00	14:58:41.725

P7 63 Oliver ALLWOOD				
LAP	LAP TIME	DIFF	MPH	TIME OF DAY
1 -	2:05.991	5.728	60.00	14:42:40.442
2 -	2:00.848	0.585	62.55	14:44:41.290
3 -	2:01.575	1.312	62.18	14:46:42.865
4 -	2:00.993	0.730	62.48	14:48:43.858
5 -	2:00.542 (3)	0.279	62.71	14:50:44.400
6 -	2:00.432 (2)	0.169	62.77	14:52:44.832
7 -	<b>2:00.263 (1)</b>		<b>62.86</b>	<b>14:54:45.095</b>
8 -	2:00.727	0.464	62.62	14:56:45.822
9 -	2:01.593	1.330	62.17	14:58:47.415

P8 99 Patrick COLLINS (M)				
LAP	LAP TIME	DIFF	MPH	TIME OF DAY
1 -	2:10.316	10.470	58.01	14:42:44.767
2 -	2:01.574	1.728	62.18	14:44:46.341
3 -	2:00.153 (3)	0.307	62.91	14:46:46.494
4 -	2:00.516	0.670	62.73	14:48:47.010
5 -	2:00.384	0.538	62.79	14:50:47.394
6 -	<b>1:59.846 (1)</b>		<b>63.08</b>	<b>14:52:47.240</b>
7 -	2:01.035	1.189	62.46	14:54:48.275
8 -	2:00.194	0.348	62.89	14:56:48.469
9 -	1:59.981 (2)	0.135	63.00	14:58:48.450

P9 68 Paul TUCKER (M)				
LAP	LAP TIME	DIFF	MPH	TIME OF DAY
1 -	2:08.625	8.564	58.77	14:42:43.076
2 -	2:01.673	1.612	62.13	14:44:44.749
3 -	2:00.497	0.436	62.74	14:46:45.246
4 -	2:01.300	1.239	62.32	14:48:46.546
5 -	<b>2:00.061 (1)</b>		<b>62.96</b>	<b>14:50:46.607</b>
6 -	2:00.065 (2)	0.004	62.96	14:52:46.672
7 -	2:00.588	0.527	62.69	14:54:47.260
8 -	2:02.083	2.022	61.92	14:56:49.343
9 -	2:00.374 (3)	0.313	62.80	14:58:49.717

P10 18 Clive POWLES (M)				
LAP	LAP TIME	DIFF	MPH	TIME OF DAY
1 -	2:12.939	14.166	56.86	14:42:47.390
2 -	2:01.421	2.648	62.26	14:44:48.811
3 -	2:01.514	2.741	62.21	14:46:50.325
4 -	1:59.669 (2)	0.896	63.17	14:48:49.994
5 -	2:00.071	1.298	62.96	14:50:50.065
6 -	2:01.213	2.440	62.36	14:52:51.278
7 -	2:00.031 (3)	1.258	62.98	14:54:51.309
8 -	<b>1:58.773 (1)</b>		<b>63.65</b>	<b>14:56:50.082</b>
9 -	2:00.178	1.405	62.90	14:58:50.260

Weather / Track : Rain / Wet

Anglesey International GP  
Circuit Length = 2.1000 miles  
Start: 14:40 Flag 14:58 End: 14:59

# BRSCC Mazda MX-5 Championship - 3A

## RACE 17 - LAP ANALYSIS

DIFF = Difference To Personal Best Lap

P11 67 Simon ORANGE (M)				
LAP	LAP TIME	DIFF	MPH	TIME OF DAY
1 -	2:14.536	15.303	56.19	14:42:48.987
2 -	2:01.919	2.686	62.00	14:44:50.906
3 -	2:00.940	1.707	62.51	14:46:51.846
4 -	1:59.511 (2)	0.278	63.25	14:48:51.357
5 -	1:59.960 (3)	0.727	63.02	14:50:51.317
6 -	2:00.534	1.301	62.72	14:52:51.851
7 -	2:00.876	1.643	62.54	14:54:52.727
8 -	<b>1:59.233 (1)</b>		<b>63.40</b>	<b>14:56:51.960</b>
9 -	2:00.012	0.779	62.99	14:58:51.972

P12 94 Charlie BURGE				
LAP	LAP TIME	DIFF	MPH	TIME OF DAY
1 -	2:10.769	10.191	57.81	14:42:45.220
2 -	2:01.933	1.355	62.00	14:44:47.153
3 -	2:00.776 (2)	0.198	62.59	14:46:47.929
4 -	2:01.051	0.473	62.45	14:48:48.980
5 -	<b>2:00.578 (1)</b>		<b>62.69</b>	<b>14:50:49.558</b>
6 -	2:02.065	1.487	61.93	14:52:51.623
7 -	2:02.810	2.232	61.55	14:54:54.433
8 -	2:01.830	1.252	62.05	14:56:56.263
9 -	2:00.855 (3)	0.277	62.55	14:58:57.118

P13 40 Ben HANCY				
LAP	LAP TIME	DIFF	MPH	TIME OF DAY
1 -	2:11.491	12.038	57.49	14:42:45.942
2 -	2:01.674	2.221	62.13	14:44:47.616
3 -	2:03.178	3.725	61.37	14:46:50.794
4 -	<b>1:59.453 (1)</b>		<b>63.28</b>	<b>14:48:50.247</b>
5 -	2:00.255 (2)	0.802	62.86	14:50:50.502
6 -	2:02.098	2.645	61.91	14:52:52.600
7 -	2:01.262 (3)	1.809	62.34	14:54:53.862
8 -	2:03.048	3.595	61.43	14:56:56.910
9 -	2:01.303	1.850	62.32	14:58:58.213

P14 23 Martin TOLLEY (M)				
LAP	LAP TIME	DIFF	MPH	TIME OF DAY
1 -	2:07.870	7.432	59.12	14:42:42.321
2 -	2:01.369 (2)	0.931	62.28	14:44:43.690
3 -	<b>2:00.438 (1)</b>		<b>62.77</b>	<b>14:46:44.128</b>
4 -	2:02.572	2.134	61.67	14:48:46.700
5 -	2:02.106	1.668	61.91	14:50:48.806
6 -	2:02.044 (3)	1.606	61.94	14:52:50.850
7 -	2:02.694	2.256	61.61	14:54:53.544
8 -	2:02.212	1.774	61.85	14:56:55.756
9 -	2:03.321	2.883	61.30	14:58:59.077

P15 77 Stephen FODEN				
LAP	LAP TIME	DIFF	MPH	TIME OF DAY
1 -	2:11.098	10.996	57.66	14:42:45.549
2 -	2:02.576	2.474	61.67	14:44:48.125
3 -	2:01.171 (3)	1.069	62.39	14:46:49.296
4 -	<b>2:00.102 (1)</b>		<b>62.94</b>	<b>14:48:49.398</b>
5 -	2:00.361 (2)	0.259	62.81	14:50:49.759
6 -	2:02.323	2.221	61.80	14:52:52.082
7 -	2:02.861	2.759	61.53	14:54:54.943
8 -	2:01.666	1.564	62.13	14:56:56.609
9 -	2:03.395	3.293	61.26	14:59:00.004

DIFF = Difference To Personal Best Lap

P16 29 Adam CRAIG				
LAP	LAP TIME	DIFF	MPH	TIME OF DAY
1 -	2:12.014	10.585	57.26	14:42:46.465
2 -	2:02.769	1.340	61.57	14:44:49.234
3 -	2:01.795 (3)	0.366	62.07	14:46:51.029
4 -	2:01.681 (2)	0.252	62.12	14:48:52.710
5 -	<b>2:01.429 (1)</b>		<b>62.25</b>	<b>14:50:54.139</b>
6 -	2:02.123	0.694	61.90	14:52:56.262
7 -	2:02.287	0.858	61.82	14:54:58.549
8 -	2:01.893	0.464	62.02	14:57:00.442
9 -	2:02.054	0.625	61.93	14:59:02.496

P17 5 Richard COLLINS (M)				
LAP	LAP TIME	DIFF	MPH	TIME OF DAY
1 -	2:15.006	12.283	55.99	14:42:49.457
2 -	2:03.924	1.201	61.00	14:44:53.381
3 -	2:04.023	1.300	60.95	14:46:57.404
4 -	2:03.046 (2)	0.323	61.44	14:49:00.450
5 -	2:03.089 (3)	0.366	61.41	14:51:03.539
6 -	2:03.271	0.548	61.32	14:53:06.810
7 -	2:03.107	0.384	61.40	14:55:09.917
8 -	<b>2:02.723 (1)</b>		<b>61.60</b>	<b>14:57:12.640</b>
9 -	2:04.189	1.466	60.87	14:59:16.829

P18 19 Oliver ROBINSON (M)				
LAP	LAP TIME	DIFF	MPH	TIME OF DAY
1 -	2:15.607	13.273	55.74	14:42:50.058
2 -	2:04.462	2.128	60.74	14:44:54.520
3 -	2:05.191	2.857	60.38	14:46:59.711
4 -	2:04.002	1.668	60.96	14:49:03.713
5 -	2:02.937 (3)	0.603	61.49	14:51:06.650
6 -	2:04.157	1.823	60.89	14:53:10.807
7 -	2:02.472 (2)	0.138	61.72	14:55:13.279
8 -	<b>2:02.334 (1)</b>		<b>61.79</b>	<b>14:57:15.613</b>
9 -	2:03.042	0.708	61.44	14:59:18.655

P19 80 Anthony HUTCHINS (M)				
LAP	LAP TIME	DIFF	MPH	TIME OF DAY
1 -	2:15.959	13.597	55.60	14:42:50.410
2 -	2:05.307	2.945	60.33	14:44:55.717
3 -	2:04.031	1.669	60.95	14:46:59.748
4 -	2:03.912	1.550	61.01	14:49:03.660
5 -	2:03.415	1.053	61.25	14:51:07.075
6 -	2:04.142	1.780	60.89	14:53:11.217
7 -	<b>2:02.362 (1)</b>		<b>61.78</b>	<b>14:55:13.579</b>
8 -	2:02.678 (2)	0.316	61.62	14:57:16.257
9 -	2:02.903 (3)	0.541	61.51	14:59:19.160

P20 11 Stuart BRITTLE (M)				
LAP	LAP TIME	DIFF	MPH	TIME OF DAY
1 -	2:14.283	10.976	56.29	14:42:48.734
2 -	2:03.754	0.447	61.08	14:44:52.488
3 -	2:06.973	3.666	59.54	14:46:59.461
4 -	2:03.608 (2)	0.301	61.16	14:49:03.069
5 -	2:04.145	0.838	60.89	14:51:07.214
6 -	2:04.833	1.526	60.56	14:53:12.047
7 -	2:03.685 (3)	0.378	61.12	14:55:15.732
8 -	<b>2:03.307 (1)</b>		<b>61.31</b>	<b>14:57:19.039</b>
9 -	2:03.958	0.651	60.98	14:59:22.997

Weather / Track : Rain / Wet

Anglesey International GP  
Circuit Length = 2.1000 miles  
Start: 14:40 Flag 14:58 End: 14:59

**BRSCC Mazda MX-5 Championship - 3A**
**RACE 17 - LAP ANALYSIS**

DIFF = Difference To Personal Best Lap

<b>P21 16 Matt PICKFORD (M)</b>				
LAP	LAP TIME	DIFF	MPH	TIME OF DAY
1 -	2:20.086	16.209	53.96	14:42:54.537
2 -	2:08.237	4.360	58.95	14:45:02.774
3 -	2:06.595	2.718	59.71	14:47:09.369
4 -	2:06.056	2.179	59.97	14:49:15.425
5 -	2:05.887	2.010	60.05	14:51:21.312
<b>6 -</b>	<b>2:03.877 (1)</b>		<b>61.02</b>	<b>14:53:25.189</b>
7 -	2:04.911 (3)	1.034	60.52	14:55:30.100
8 -	2:04.181 (2)	0.304	60.87	14:57:34.281
9 -	2:06.055	2.178	59.97	14:59:40.336

<b>P22 7 Adrian BURGE (M)</b>				
LAP	LAP TIME	DIFF	MPH	TIME OF DAY
1 -	2:21.015	15.524	53.61	14:42:55.466
2 -	2:08.617	3.126	58.77	14:45:04.083
3 -	2:07.004	1.513	59.52	14:47:11.087
4 -	2:06.010	0.519	59.99	14:49:17.097
5 -	2:05.530 (2)	0.039	60.22	14:51:22.627
<b>6 -</b>	<b>2:05.491 (1)</b>		<b>60.24</b>	<b>14:53:28.118</b>
7 -	2:06.239	0.748	59.88	14:55:34.357
8 -	2:05.991 (3)	0.500	60.00	14:57:40.348
9 -	2:06.451	0.960	59.78	14:59:46.799

<b>P23 105 Roger CHESNEAU</b>				
LAP	LAP TIME	DIFF	MPH	TIME OF DAY
1 -	2:09.728 (2)	6.514	58.27	14:42:44.179
<b>2 -</b>	<b>2:03.214 (1)</b>		<b>61.35</b>	<b>14:44:47.393</b>



**BRSCC Mazda MX-5 Championship - 3B**

**RACE 19 - GRID (20 minutes) - AMENDMENT**

ROW 10		19	0.000	<b>36</b> Samuel SMITH			
ROW 9		18	15:47.784	<b>777</b> Courtney MILNES	17	11:42.245	<b>25</b> Ivan LEARY (M)
ROW 8	16	21:25.014	<b>58</b> Dale WHITEMAN (M)	15	21:17.219	<b>2</b> Jake STYLES	
ROW 7		14	21:15.266	<b>60</b> Nick LE DOYEN (M)	13	21:11.326	<b>30</b> Paul AUSTIN (M)
ROW 6	12	21:05.865	<b>26</b> Charlie RAWLES	11	21:05.534	<b>12</b> Paul HUGHES	
ROW 5		10	21:05.068	<b>132</b> Jason TAYLOR	9	20:56.495	<b>31</b> Bryn GRIFFITHS (M)
ROW 4	8	20:54.279	<b>117</b> Michael CLOSE	7	20:53.525	<b>74</b> Clive CHISNALL (M)	
ROW 3		6	20:53.300	<b>101</b> Simon WOODS (M)	5	<b>158</b> Mike COMBER	
ROW 2	4	<b>72</b> Joshua JACKSON	3	<b>123</b> Adam BESSELL			
ROW 1		2	<b>69</b> Sam GENDY	1	<b>56</b> Max NORFOLK	<b>Pole</b>	

Anglesey International GP  
Circuit Length = 2.1000 miles

**These results are provisional until the conclusion of any judicial and technical matters.**

Clerk Of Course :	Timekeeper :
-------------------	--------------

# BRSCC Mazda MX-5 Championship

## RACE 19 - CLASSIFICATION

POS	NO	NAME	ENTRY	LAPS	TIME	GAP	DIFF	MPH	BEST	ON
1	158	Mike COMBER	Mazda MX-5	9	18:14.125			62.18	1:59.816	9
2	36	Samuel SMITH	Mazda MX-5	9	18:14.331	0.206	0.206	62.17	1:59.314	8
3	69	Sam GENDY	Mazda MX-5	9	18:24.915	10.790	10.584	61.57	2:00.925	8
4	72	Joshua JACKSON	Mazda MX-5	9	18:25.970	11.845	1.055	61.52	2:01.255	7
5	117	Michael CLOSE	Mazda MX-5	9	18:47.937	33.812	21.967	60.32	2:03.589	4
6	56	Max NORFOLK	Mazda MX-5	9	18:49.420	35.295	1.483	60.24	2:03.200	9
7	101	Simon WOODS (M)	Mazda MX-5	9	18:50.706	36.581	1.286	60.17	2:04.165	9
8	60	Nick LE DOYEN (M)	Mazda MX-5	9	18:50.938	36.813	0.232	60.16	2:03.077	7
9	74	Clive CHISNALL (M)	Mazda MX-5	9	18:53.086	38.961	2.148	60.04	2:03.072	8
10	26	Charlie RAWLES	Mazda MX-5	9	18:55.195	41.070	2.109	59.93	2:02.910	8
11	2	Jake STYLES	Mazda MX-5	9	19:20.291	1:06.166	25.096	58.64	2:05.345	9
12	25	Ivan LEARY (M)	Mazda MX-5	9	19:21.618	1:07.493	1.327	58.57	2:04.622	9
13	12	Paul HUGHES	Mazda MX-5	9	19:23.719	1:09.594	2.101	58.46	2:06.189	8
14	132	Jason TAYLOR	Mazda MX-5	9	19:28.800	1:14.675	5.081	58.21	2:07.282	8
15	31	Bryn GRIFFITHS (M)	Mazda MX-5	9	19:29.619	1:15.494	0.819	58.17	2:07.215	8
16	58	Dale WHITEMAN (M)	Mazda MX-5	9	19:40.165	1:26.040	10.546	57.65	2:06.747	8

### NOT CLASSIFIED

DNF	30	Paul AUSTIN (M)	Mazda MX-5	2	5:04.502	7 Laps	7 Laps	49.65	2:30.632	1
DNS	123	Adam BESSELL	Mazda MX-5	0						
DNS	777	Courtney MILNES	Mazda MX-5	0						

### FASTEST LAP

36	Samuel SMITH	Mazda MX-5	8	1:59.314	63.36 mph	101.97 kph
----	--------------	------------	---	----------	-----------	------------

Weather / Track : Rain / Wet

These results are provisional until the conclusion of any judicial and technical matters.

Anglesey International GP

Circuit Length = 2.1000 miles

Start: 15:38 Flag 15:56 End: 15:57

Clerk Of Course :	Timekeeper :
-------------------	--------------

# BRSCC Mazda MX-5 Championship

## RACE 19 - LAP CHART

LAP 1 @ 15:40:20.785			LAP 2 @ 15:42:21.885			LAP 3 @ 15:44:24.554			LAP 4 @ 15:46:24.993			LAP 5 @ 15:48:27.622		
NO	BEHIND	LAP TIME	NO	BEHIND	LAP TIME	NO	BEHIND	LAP TIME	NO	BEHIND	LAP TIME	NO	BEHIND	LAP TIME
<b>69</b>		2:05.749	<b>158</b>		2:00.679	<b>158</b>		2:02.669	<b>158</b>		2:00.439	<b>36</b>		2:00.864
<b>158</b>	0.421	2:06.170	<b>69</b>	0.329	2:01.429	<b>69</b>	0.302	2:02.642	<b>36</b>	1.765	1:59.828	<b>158</b>	0.470	2:03.099
<b>72</b>	2.561	2:08.310	<b>36</b>	5.006	2:00.338	<b>36</b>	2.376	2:00.039	<b>69</b>	4.078	2:04.215	<b>69</b>	6.907	2:05.458
<b>56</b>	3.997	2:09.746	<b>72</b>	5.528	2:04.067	<b>72</b>	6.086	2:03.227	<b>72</b>	8.688	2:03.041	<b>72</b>	7.632	2:01.573
<b>117</b>	4.899	2:10.648	<b>56</b>	7.148	2:04.251	<b>56</b>	9.262	2:04.783	<b>101</b>	15.389	2:05.075	<b>101</b>	17.264	2:04.504
<b>101</b>	5.345	2:11.094	<b>117</b>	7.611	2:03.812	<b>101</b>	10.753	2:04.671	<b>56</b>	16.852	2:08.029	<b>56</b>	17.723	2:03.500
<b>36</b>	5.768	2:11.517	<b>101</b>	8.751	2:04.506	<b>117</b>	14.218	2:09.276	<b>117</b>	17.368	2:03.589	<b>117</b>	18.598	2:03.859
<b>60</b>	6.819	2:12.568	<b>60</b>	9.727	2:04.008	<b>60</b>	16.135	2:09.077	<b>60</b>	18.919	2:03.223	<b>60</b>	19.527	2:03.237
<b>132</b>	10.071	2:15.820	<b>132</b>	17.947	2:08.976	<b>74</b>	21.820	2:05.269	<b>74</b>	25.618	2:04.237	<b>74</b>	27.017	2:04.028
<b>12</b>	10.852	2:16.601	<b>26</b>	18.421	2:08.013	<b>26</b>	22.206	2:06.454	<b>26</b>	26.727	2:04.960	<b>26</b>	28.097	2:03.999
<b>26</b>	11.508	2:17.257	<b>74</b>	19.220	2:06.827	<b>132</b>	24.692	2:09.414	<b>132</b>	34.815	2:10.562	<b>132</b>	41.257	2:09.071
<b>31</b>	13.198	2:18.947	<b>12</b>	19.508	2:09.756	<b>12</b>	25.226	2:08.387	<b>12</b>	35.253	2:10.466	<b>12</b>	41.531	2:08.907
<b>74</b>	13.493	2:19.242	<b>31</b>	21.231	2:09.133	<b>25</b>	27.590	2:07.707	<b>25</b>	35.676	2:08.525	<b>25</b>	42.283	2:09.236
<b>25</b>	15.823	2:21.572	<b>25</b>	22.552	2:07.829	<b>31</b>	28.244	2:09.682	<b>31</b>	37.195	2:09.390	<b>2</b>	42.678	2:06.914
<b>2</b>	17.982	2:23.731	<b>2</b>	25.412	2:08.530	<b>2</b>	29.815	2:07.072	<b>2</b>	38.393	2:09.017	<b>31</b>	43.357	2:08.791
<b>58</b>	19.200	2:24.949	<b>58</b>	30.183	2:12.083	<b>58</b>	37.701	2:10.187	<b>58</b>	47.758	2:10.496	<b>58</b>	55.630	2:10.501
<b>30</b>	24.883	2:30.632	<b>30</b>	57.653	2:33.870 <b>P</b>									

Weather / Track : Rain / Wet

Anglesey International GP  
 Circuit Length = 2.1000 miles  
 Start: 15:38 Flag 15:56 End: 15:57

# BRSCC Mazda MX-5 Championship

## RACE 19 - LAP CHART

LAP 6 @ 15:50:28.187			LAP 7 @ 15:52:29.154			LAP 8 @ 15:54:29.086			LAP 9 @ 15:56:29.161		
NO	BEHIND	LAP TIME	NO	BEHIND	LAP TIME	NO	BEHIND	LAP TIME	NO	BEHIND	LAP TIME
158		2:00.095	158		2:00.967	36		1:59.314	158		1:59.816
36	0.103	2:00.668	36	0.618	2:01.482	158	0.259	2:00.191	36	0.206	2:00.281
69	7.507	2:01.165	69	8.077	2:01.537	69	9.070	2:00.925	69	10.790	2:01.795
72	8.488	2:01.421	72	8.776	2:01.255	72	10.184	2:01.340	72	11.845	2:01.736
117	22.610	2:04.577	117	25.333	2:03.690	117	29.997	2:04.596	117	33.812	2:03.890
101	23.039	2:06.340	101	26.955	2:04.883	56	32.170	2:04.738	56	35.295	2:03.200
56	23.354	2:06.196	56	27.364	2:04.977	101	32.491	2:05.468	101	36.581	2:04.165
60	26.000	2:07.038	60	28.110	2:03.077	60	32.709	2:04.531	60	36.813	2:04.179
74	29.953	2:03.501	74	32.586	2:03.600	74	35.726	2:03.072	74	38.961	2:03.310
26	31.009	2:03.477	26	33.718	2:03.676	26	36.696	2:02.910	26	41.070	2:04.449
132	48.995	2:08.303	2	53.813	2:05.403	2	1:00.896	2:07.015	2	1:06.166	2:05.345
2	49.377	2:07.264	12	56.904	2:07.726	25	1:02.946	2:05.125	25	1:07.493	2:04.622
12	50.145	2:09.179	25	57.753	2:08.243	12	1:03.161	2:06.189	12	1:09.594	2:06.508
25	50.477	2:08.759	132	58.490	2:10.462	132	1:05.840	2:07.282	132	1:14.675	2:08.910
31	51.257	2:08.465	31	59.325	2:09.035	31	1:06.608	2:07.215	31	1:15.494	2:08.961
58	1:03.653	2:08.588	58	1:12.188	2:09.502	58	1:19.003	2:06.747	58	1:26.040	2:07.112

Weather / Track : Rain / Wet

# BRSCC Mazda MX-5 Championship

## RACE 19 - LAP ANALYSIS

DIFF = Difference To Personal Best Lap

P1 158 Mike COMBER				
LAP	LAP TIME	DIFF	MPH	TIME OF DAY
1 -	2:06.170	6.354	59.91	15:40:21.206
2 -	2:00.679	0.863	62.64	15:42:21.885
3 -	2:02.669	2.853	61.62	15:44:24.554
4 -	2:00.439	0.623	62.77	15:46:24.993
5 -	2:03.099	3.283	61.41	15:48:28.092
6 -	2:00.095 (2)	0.279	62.95	15:50:28.187
7 -	2:00.967	1.151	62.49	15:52:29.154
8 -	2:00.191 (3)	0.375	62.89	15:54:29.345
9 -	<b>1:59.816 (1)</b>		<b>63.09</b>	<b>15:56:29.161</b>

P2 36 Samuel SMITH				
LAP	LAP TIME	DIFF	MPH	TIME OF DAY
1 -	2:11.517	12.203	57.48	15:40:26.553
2 -	2:00.338	1.024	62.82	15:42:26.891
3 -	2:00.039 (3)	0.725	62.97	15:44:26.930
4 -	1:59.828 (2)	0.514	63.09	15:46:26.758
5 -	2:00.864	1.550	62.54	15:48:27.622
6 -	2:00.668	1.354	62.65	15:50:28.290
7 -	2:01.482	2.168	62.23	15:52:29.772
8 -	<b>1:59.314 (1)</b>		<b>63.36</b>	<b>15:54:29.086</b>
9 -	2:00.281	0.967	62.85	15:56:29.367

P3 69 Sam GENDY				
LAP	LAP TIME	DIFF	MPH	TIME OF DAY
1 -	2:05.749	4.824	60.11	15:40:20.785
2 -	2:01.429 (3)	0.504	62.25	15:42:22.214
3 -	2:02.642	1.717	61.64	15:44:24.856
4 -	2:04.215	3.290	60.86	15:46:29.071
5 -	2:05.458	4.533	60.25	15:48:34.529
6 -	2:01.165 (2)	0.240	62.39	15:50:35.694
7 -	2:01.537	0.612	62.20	15:52:37.231
8 -	<b>2:00.925 (1)</b>		<b>62.51</b>	<b>15:54:38.156</b>
9 -	2:01.795	0.870	62.07	15:56:39.951

P4 72 Joshua JACKSON				
LAP	LAP TIME	DIFF	MPH	TIME OF DAY
1 -	2:08.310	7.055	58.91	15:40:23.346
2 -	2:04.067	2.812	60.93	15:42:27.413
3 -	2:03.227	1.972	61.35	15:44:30.640
4 -	2:03.041	1.786	61.44	15:46:33.681
5 -	2:01.573	0.318	62.18	15:48:35.254
6 -	2:01.421 (3)	0.166	62.26	15:50:36.675
7 -	<b>2:01.255 (1)</b>		<b>62.34</b>	<b>15:52:37.930</b>
8 -	2:01.340 (2)	0.085	62.30	15:54:39.270
9 -	2:01.736	0.481	62.10	15:56:41.006

P5 117 Michael CLOSE				
LAP	LAP TIME	DIFF	MPH	TIME OF DAY
1 -	2:10.648	7.059	57.86	15:40:25.684
2 -	2:03.812 (3)	0.223	61.06	15:42:29.496
3 -	2:09.276	5.687	58.47	15:44:38.772
4 -	<b>2:03.589 (1)</b>		<b>61.17</b>	<b>15:46:42.361</b>
5 -	2:03.859	0.270	61.03	15:48:46.220
6 -	2:04.577	0.988	60.68	15:50:50.797
7 -	2:03.690 (2)	0.101	61.12	15:52:54.487
8 -	2:04.596	1.007	60.67	15:54:59.083
9 -	2:03.890	0.301	61.02	15:57:02.973

DIFF = Difference To Personal Best Lap

P6 56 Max NORFOLK				
LAP	LAP TIME	DIFF	MPH	TIME OF DAY
1 -	2:09.746	6.546	58.26	15:40:24.782
2 -	2:04.251 (3)	1.051	60.84	15:42:29.033
3 -	2:04.783	1.583	60.58	15:44:33.816
4 -	2:08.029	4.829	59.04	15:46:41.845
5 -	2:03.500 (2)	0.300	61.21	15:48:45.345
6 -	2:06.196	2.996	59.90	15:50:51.541
7 -	2:04.977	1.777	60.49	15:52:56.518
8 -	2:04.738	1.538	60.60	15:55:01.256
9 -	<b>2:03.200 (1)</b>		<b>61.36</b>	<b>15:57:04.456</b>

P7 101 Simon WOODS (M)				
LAP	LAP TIME	DIFF	MPH	TIME OF DAY
1 -	2:11.094	6.929	57.66	15:40:26.130
2 -	2:04.506 (3)	0.341	60.71	15:42:30.636
3 -	2:04.671	0.506	60.63	15:44:35.307
4 -	2:05.075	0.910	60.44	15:46:40.382
5 -	2:04.504 (2)	0.339	60.72	15:48:44.886
6 -	2:06.340	2.175	59.83	15:50:51.226
7 -	2:04.883	0.718	60.53	15:52:56.109
8 -	2:05.468	1.303	60.25	15:55:01.577
9 -	<b>2:04.165 (1)</b>		<b>60.88</b>	<b>15:57:05.742</b>

P8 60 Nick LE DOYEN (M)				
LAP	LAP TIME	DIFF	MPH	TIME OF DAY
1 -	2:12.568	9.491	57.02	15:40:27.604
2 -	2:04.008	0.931	60.96	15:42:31.612
3 -	2:09.077	6.000	58.56	15:44:40.689
4 -	2:03.223 (2)	0.146	61.35	15:46:43.912
5 -	2:03.237 (3)	0.160	61.34	15:48:47.149
6 -	2:07.038	3.961	59.50	15:50:54.187
7 -	<b>2:03.077 (1)</b>		<b>61.42</b>	<b>15:52:57.264</b>
8 -	2:04.531	1.454	60.70	15:55:01.795
9 -	2:04.179	1.102	60.87	15:57:05.974

P9 74 Clive CHISNALL (M)				
LAP	LAP TIME	DIFF	MPH	TIME OF DAY
1 -	2:19.242	16.170	54.29	15:40:34.278
2 -	2:06.827	3.755	59.60	15:42:41.105
3 -	2:05.269	2.197	60.35	15:44:46.374
4 -	2:04.237	1.165	60.85	15:46:50.611
5 -	2:04.028	0.956	60.95	15:48:54.639
6 -	2:03.501 (3)	0.429	61.21	15:50:58.140
7 -	2:03.600	0.528	61.16	15:53:01.740
8 -	<b>2:03.072 (1)</b>		<b>61.42</b>	<b>15:55:04.812</b>
9 -	2:03.310 (2)	0.238	61.30	15:57:08.122

P10 26 Charlie RAWLES				
LAP	LAP TIME	DIFF	MPH	TIME OF DAY
1 -	2:17.257	14.347	55.07	15:40:32.293
2 -	2:08.013	5.103	59.05	15:42:40.306
3 -	2:06.454	3.544	59.78	15:44:46.760
4 -	2:04.960	2.050	60.49	15:46:51.720
5 -	2:03.999	1.089	60.96	15:48:55.719
6 -	2:03.477 (2)	0.567	61.22	15:50:59.196
7 -	2:03.676 (3)	0.766	61.12	15:53:02.872
8 -	<b>2:02.910 (1)</b>		<b>61.50</b>	<b>15:55:05.782</b>
9 -	2:04.449	1.539	60.74	15:57:10.231

Weather / Track : Rain / Wet

Anglesey International GP  
 Circuit Length = 2.1000 miles  
 Start: 15:38 Flag 15:56 End: 15:57

# BRSCC Mazda MX-5 Championship

## RACE 19 - LAP ANALYSIS

DIFF = Difference To Personal Best Lap

<b>P11 2 Jake STYLES</b>				
LAP	LAP TIME	DIFF	MPH	TIME OF DAY
1 -	2:23.731	18.386	52.59	15:40:38.767
2 -	2:08.530	3.185	58.81	15:42:47.297
3 -	2:07.072	1.727	59.49	15:44:54.369
4 -	2:09.017	3.672	58.59	15:47:03.386
5 -	2:06.914 (3)	1.569	59.56	15:49:10.300
6 -	2:07.264	1.919	59.40	15:51:17.564
7 -	2:05.403 (2)	0.058	60.28	15:53:22.967
8 -	2:07.015	1.670	59.52	15:55:29.982
9 -	<b>2:05.345 (1)</b>		<b>60.31</b>	<b>15:57:35.327</b>

<b>P12 25 Ivan LEARY (M)</b>				
LAP	LAP TIME	DIFF	MPH	TIME OF DAY
1 -	2:21.572	16.950	53.40	15:40:36.608
2 -	2:07.829	3.207	59.14	15:42:44.437
3 -	2:07.707 (3)	3.085	59.19	15:44:52.144
4 -	2:08.525	3.903	58.82	15:47:00.669
5 -	2:09.236	4.614	58.49	15:49:09.905
6 -	2:08.759	4.137	58.71	15:51:18.664
7 -	2:08.243	3.621	58.95	15:53:26.907
8 -	2:05.125 (2)	0.503	60.41	15:55:32.032
9 -	<b>2:04.622 (1)</b>		<b>60.66</b>	<b>15:57:36.654</b>

<b>P13 12 Paul HUGHES</b>				
LAP	LAP TIME	DIFF	MPH	TIME OF DAY
1 -	2:16.601	10.412	55.34	15:40:31.637
2 -	2:09.756	3.567	58.26	15:42:41.393
3 -	2:08.387	2.198	58.88	15:44:49.780
4 -	2:10.466	4.277	57.94	15:47:00.246
5 -	2:08.907	2.718	58.64	15:49:09.153
6 -	2:09.179	2.990	58.52	15:51:18.332
7 -	2:07.726 (3)	1.537	59.18	15:53:26.058
8 -	<b>2:06.189 (1)</b>		<b>59.91</b>	<b>15:55:32.247</b>
9 -	2:06.508 (2)	0.319	59.75	15:57:38.755

<b>P14 132 Jason TAYLOR</b>				
LAP	LAP TIME	DIFF	MPH	TIME OF DAY
1 -	2:15.820	8.538	55.66	15:40:30.856
2 -	2:08.976	1.694	58.61	15:42:39.832
3 -	2:09.414	2.132	58.41	15:44:49.246
4 -	2:10.562	3.280	57.90	15:46:59.808
5 -	2:09.071	1.789	58.57	15:49:08.879
6 -	2:08.303 (2)	1.021	58.92	15:51:17.182
7 -	2:10.462	3.180	57.94	15:53:27.644
8 -	<b>2:07.282 (1)</b>		<b>59.39</b>	<b>15:55:34.926</b>
9 -	2:08.910 (3)	1.628	58.64	15:57:43.836

<b>P15 31 Bryn GRIFFITHS (M)</b>				
LAP	LAP TIME	DIFF	MPH	TIME OF DAY
1 -	2:18.947	11.732	54.40	15:40:33.983
2 -	2:09.133	1.918	58.54	15:42:43.116
3 -	2:09.682	2.467	58.29	15:44:52.798
4 -	2:09.390	2.175	58.42	15:47:02.188
5 -	2:08.791 (3)	1.576	58.69	15:49:10.979
6 -	2:08.465 (2)	1.250	58.84	15:51:19.444
7 -	2:09.035	1.820	58.58	15:53:28.479
8 -	<b>2:07.215 (1)</b>		<b>59.42</b>	<b>15:55:35.694</b>
9 -	2:08.961	1.746	58.62	15:57:44.655

DIFF = Difference To Personal Best Lap

<b>P16 58 Dale WHITEMAN (M)</b>				
LAP	LAP TIME	DIFF	MPH	TIME OF DAY
1 -	2:24.949	18.202	52.15	15:40:39.985
2 -	2:12.083	5.336	57.23	15:42:52.068
3 -	2:10.187	3.440	58.07	15:45:02.255
4 -	2:10.496	3.749	57.93	15:47:12.751
5 -	2:10.501	3.754	57.93	15:49:23.252
6 -	2:08.588 (3)	1.841	58.79	15:51:31.840
7 -	2:09.502	2.755	58.37	15:53:41.342
8 -	<b>2:06.747 (1)</b>		<b>59.64</b>	<b>15:55:48.089</b>
9 -	2:07.112 (2)	0.365	59.47	15:57:55.201

<b>P17 30 Paul AUSTIN (M)</b>				
LAP	LAP TIME	DIFF	MPH	TIME OF DAY
1 -	<b>2:30.632 (1)</b>		<b>50.18</b>	<b>15:40:45.668</b>
2 -	2:33.870 P	3.237	49.13	15:43:19.538

Weather / Track : Rain / Wet