



BRSCC Mazda MX-5 Championship

Snetterton 300 Circuit

14th / 15th April 2018



Results Provided by Timing Solutions Ltd
www.tsl-timing.com

BRSCC Mazda MX-5 Championship

QUALIFYING - GROUP 1 - CLASSIFICATION - AMENDED

POS	NO	NAME	ENTRY	TIME	ON	LAPS	GAP	DIFF	MPH
1	63*	Oliver ALLWOOD	Mazda MX-5 Mk1	2:20.314	5	6			76.17
2	1*	Will BLACKWELL-CHAMBERS	Mazda MX-5 Mk1	2:21.019	9	9	0.705	0.705	75.79
3	158*	Mike COMBER	Mazda MX-5 Mk1	2:21.418	6	9	1.104	0.399	75.57
4	10	Teddy CLARK	Mazda MX-5 Mk1	2:21.487	5	7	1.173	0.069	75.54
5	33*	Jason GREATREX	Mazda MX-5 Mk1	2:21.989	8	9	1.675	0.502	75.27
6	23*	Martin TOLLEY (M)	Mazda MX-5 Mk1	2:22.030	2	8	1.716	0.041	75.25
7	4	Adam BESSELL	Mazda MX-5 Mk1	2:22.049	8	8	1.735	0.019	75.24
8	81	Sebastian FISHER	Mazda MX-5 Mk1	2:22.402	9	9	2.088	0.353	75.05
9	777	Courtney MILNES	Mazda MX-5 Mk1	2:22.769	5	8	2.455	0.367	74.86
10	42*	Paul BATEMAN (M)	Mazda MX-5 Mk1	2:23.443	7	9	3.129	0.674	74.51
11	419*	Martyn CANNING	Mazda MX-5 Mk1	2:23.912	6	6	3.598	0.469	74.26
12	22*	Paul TUCKER (M)	Mazda MX-5 Mk1	2:24.004	2	9	3.690	0.092	74.22
13	69*	Sam GENDY	Mazda MX-5 Mk1	2:24.728	3	6	4.414	0.724	73.84
14	80*	Anthony HUTCHINS (M)	Mazda MX-5 Mk1	2:25.122	6	8	4.808	0.394	73.64
15	544*	Jack MOODY	Mazda MX-5 Mk1	2:25.363	4	8	5.049	0.241	73.52
16	74	Clive CHISNALL (M)	Mazda MX-5 Mk1	2:25.702	5	6	5.388	0.339	73.35
17	19*	Oliver ROBINSON (M)	Mazda MX-5 Mk1	2:25.718	8	8	5.404	0.016	73.34
18	31*	Bryn GRIFFITHS (M)	Mazda MX-5 Mk1	2:25.743	3	9	5.429	0.025	73.33
19	44*	Bill TAYLOR	Mazda MX-5 Mk1	2:25.836	8	9	5.522	0.093	73.28
20	722	Alan HAWKINS (M)	Mazda MX-5 Mk1	2:26.107	6	8	5.793	0.271	73.15
21	96*	Charles MUGGLESTONE	Mazda MX-5 Mk1	2:26.391	8	8	6.077	0.284	73.01
22	55	Matthew POLLARD	Mazda MX-5 Mk1	2:26.819	8	8	6.505	0.428	72.79
23	40	David MARTIN	Mazda MX-5 Mk1	2:28.031	7	8	7.717	1.212	72.20
24	65*	William HAYDEN	Mazda MX-5 Mk1	2:30.106	5	8	9.792	2.075	71.20
DQ	15	Harry DEANE	Mazda MX-5 Mk1						

* Cars 1, 19 22, 23, 31, 33, 42, 44, 65, 80, 96 158, 419, 544 - lap times disallowed, exceeding track limits

* Cars 63, 69 & 419 - Please fit a working transponder

Car 15 - Disqualified - car underweight

Snetterton 300

Circuit Length = 2.9689 miles

Start: 09:26 Flag 09:46 End: 09:49

Weather / Track : Cloudy / Dry

These results are provisional until the conclusion of any judicial and technical matters.

Clerk Of Course :	Timekeeper :
-------------------	--------------

BRSCC Mazda MX-5 Championship

QUALIFYING - GROUP 1 - LAP ANALYSIS

DIFF = Difference To Personal Best Lap

P1 63 Oliver ALLWOOD				
LAP	LAP TIME	DIFF	MPH	TIME OF DAY
1 -	2:20.874 (3)	0.560	75.86	09:32:38.535
2 -	2:20.900	0.586	75.85	09:34:59.435
3 -	2:20.644 (2)	0.330	75.99	09:37:20.079
4 -	2:36.911	16.597	68.11	09:39:56.990
5 -	2:20.314 (1)		76.17	09:42:17.304
6 -	2:21.773	1.459	75.38	09:44:39.077

P2 1 Will BLACKWELL-CHAMBERS				
LAP	LAP TIME	DIFF	MPH	TIME OF DAY
1 -	2:26.327	5.308	73.04	09:28:32.806
2 -	2:22.024	1.005	75.25	09:30:54.830
3 -	2:22.480 D	1.461	75.01	09:33:17.310
4 -	2:22.229	1.210	75.14	09:35:39.539
5 -	2:21.764 (3)	0.745	75.39	09:38:01.303
6 -	2:24.357 D	0.338	75.61	09:40:22.660
7 -	2:21.775	0.756	75.38	09:42:44.435
8 -	2:21.668 (2)	0.649	75.44	09:45:06.103
9 -	2:21.019 (1)		75.79	09:47:27.122

P3 158 Mike COMBER				
LAP	LAP TIME	DIFF	MPH	TIME OF DAY
1 -	2:29.693	8.275	71.40	09:28:56.460
2 -	2:22.482 D	1.064	75.01	09:31:18.942
3 -	2:22.177	0.759	75.17	09:33:41.119
4 -	2:21.923 (2)	0.505	75.30	09:36:03.042
5 -	2:22.323	0.905	75.09	09:38:25.365
6 -	2:21.418 (1)		75.57	09:40:46.783
7 -	2:22.643 D	1.195	74.94	09:43:09.396
8 -	2:21.923 (2)	0.505	75.30	09:45:31.319
9 -	2:22.486 D	0.768	75.16	09:47:53.505

P4 10 Teddy CLARK				
LAP	LAP TIME	DIFF	MPH	TIME OF DAY
1 -	3:10.450	48.963	56.12	09:29:30.276
2 -	2:23.011	1.524	74.73	09:31:53.287
3 -	2:22.087 (3)	0.600	75.22	09:34:15.374
4 -	2:21.923 (2)	0.436	75.30	09:36:37.297
5 -	2:21.487 (1)		75.54	09:38:58.784
6 -	4:49.726 P	2:28.239	36.89	09:43:48.510
7 -	2:36.884	15.397	68.12	09:46:25.394

P5 15 Harry DEANE				
LAP	LAP TIME	DIFF	MPH	TIME OF DAY
1 -	2:29.671	8.121	71.41	09:28:40.608
2 -	2:23.415	1.865	74.52	09:31:04.023
3 -	2:22.647 (3)	1.097	74.92	09:33:26.670
4 -	2:21.570 (2)	0.020	75.49	09:35:48.240
5 -	2:21.550 (1)		75.50	09:38:09.790

P6 33 Jason GREATREX				
LAP	LAP TIME	DIFF	MPH	TIME OF DAY
1 -	2:31.012	9.023	70.77	09:28:43.001
2 -	2:24.620 (3)	2.631	73.90	09:31:07.621
3 -	2:25.020	3.031	73.70	09:33:32.641
4 -	2:24.392 D	2.403	74.02	09:35:57.033
5 -	2:22.738 (2)	0.749	74.87	09:38:19.771
6 -	2:22.499 D	0.210	75.16	09:40:41.970

DIFF = Difference To Personal Best Lap

7 -	2:29.465	7.476	71.50	09:43:11.435
8 -	2:21.989 (1)		75.27	09:45:33.424
9 -	2:23.659 D	1.670	74.39	09:47:57.083

P7 23 Martin TOLLEY (M)				
LAP	LAP TIME	DIFF	MPH	TIME OF DAY
1 -	2:26.962	4.932	72.72	09:28:32.648
2 -	2:22.030 (1)		75.25	09:30:54.678
3 -	2:22.963	0.933	74.76	09:33:17.641
4 -	2:22.796 (3)	0.766	74.84	09:35:40.437
5 -	2:22.303 (2)	0.273	75.10	09:38:02.740
6 -	3:51.580 P	1:29.550	46.15	09:41:54.320
7 -	2:24.988	2.958	73.71	09:44:19.308
8 -	2:23.076	1.046	74.70	09:46:42.384

P8 4 Adam BESSELL				
LAP	LAP TIME	DIFF	MPH	TIME OF DAY
1 -	2:29.438	7.389	71.52	09:28:57.382
2 -	2:24.828	2.779	73.79	09:31:22.210
3 -	2:23.060	1.011	74.71	09:33:45.270
4 -	2:23.121	1.072	74.67	09:36:08.391
5 -	2:22.057 (2)	0.008	75.23	09:38:30.448
6 -	2:22.129 (3)	0.080	75.19	09:40:52.577
7 -	2:22.653	0.604	74.92	09:43:15.230
8 -	2:22.049 (1)		75.24	09:45:37.279

P9 81 Sebastian FISHER				
LAP	LAP TIME	DIFF	MPH	TIME OF DAY
1 -	2:34.321	11.919	69.25	09:28:59.698
2 -	2:22.989	0.587	74.74	09:31:22.687
3 -	2:24.105	1.703	74.16	09:33:46.792
4 -	2:23.256	0.854	74.60	09:36:10.048
5 -	2:22.482	0.080	75.01	09:38:32.530
6 -	2:22.472 (3)	0.070	75.01	09:40:55.002
7 -	2:23.749	1.347	74.35	09:43:18.751
8 -	2:22.436 (2)	0.034	75.03	09:45:41.187
9 -	2:22.402 (1)		75.05	09:48:03.589

P10 777 Courtney MILNES				
LAP	LAP TIME	DIFF	MPH	TIME OF DAY
1 -	2:42.804	20.035	65.64	09:29:20.929
2 -	2:24.889	2.120	73.76	09:31:45.818
3 -	2:23.785 (3)	1.016	74.33	09:34:09.603
4 -	2:24.266	1.497	74.08	09:36:33.869
5 -	2:22.769 (1)		74.86	09:38:56.638
6 -	2:24.267	1.498	74.08	09:41:20.905
7 -	2:22.874 (2)	0.105	74.80	09:43:43.779
8 -	2:24.498	1.729	73.96	09:46:08.277

P11 42 Paul BATEMAN (M)				
LAP	LAP TIME	DIFF	MPH	TIME OF DAY
1 -	2:30.874	7.431	70.84	09:28:43.904
2 -	2:24.563 D	1.120	73.93	09:31:08.467
3 -	2:25.305	1.862	73.55	09:33:33.772
4 -	2:23.789 (3)	0.346	74.33	09:35:57.561
5 -	2:23.612 (2)	0.169	74.42	09:38:21.173
6 -	2:23.407 D		74.52	09:40:44.580
7 -	2:23.443 (1)		74.51	09:43:08.023
8 -	2:23.936 D	0.493	74.25	09:45:31.959
9 -	2:23.338 D		74.56	09:47:55.297

Snetterton 300

Circuit Length = 2.9689 miles

Start: 09:26 Flag 09:46 End: 09:49

Weather / Track : Cloudy / Dry

BRSCC Mazda MX-5 Championship

QUALIFYING - GROUP 1 - LAP ANALYSIS

DIFF = Difference To Personal Best Lap

P12 419 Martyn CANNING				
LAP	LAP TIME	DIFF	MPH	TIME OF DAY
1 -	2:24.029	D	74.20	09:31:10.221
2 -	5:50.382 (3)	3:26.470	30.50	09:37:00.603
3 -	2:24.270 (2)	0.358	74.08	09:39:24.873
4 -	2:23.526	D	74.46	09:41:48.399
5 -	2:23.507	D	74.47	09:44:11.906
6 -	2:23.912 (1)		74.26	09:46:35.818

P13 22 Paul TUCKER (M)				
LAP	LAP TIME	DIFF	MPH	TIME OF DAY
1 -	2:32.460	8.456	70.10	09:28:58.351
2 -	2:24.004 (1)		74.22	09:31:22.355
3 -	2:25.606	1.602	73.40	09:33:47.961
4 -	2:23.958	D	74.24	09:36:11.919
5 -	2:24.966 (3)	0.962	73.72	09:38:36.885
6 -	2:25.207	D	73.60	09:41:02.092
7 -	2:24.882 (2)	0.878	73.77	09:43:26.974
8 -	2:24.985	0.981	73.71	09:45:51.959
9 -	2:24.245	D	74.11	09:48:16.174

P14 69 Sam GENDY				
LAP	LAP TIME	DIFF	MPH	TIME OF DAY
1 -	2:29.303	4.575	71.58	09:31:29.303
2 -	2:26.303	1.575	73.05	09:33:55.606
3 -	2:24.728 (1)		73.84	09:36:20.334
4 -	2:25.544 (3)	0.816	73.43	09:38:45.878
5 -	2:24.747	D	73.83	09:41:10.625
6 -	2:25.472 (2)	0.744	73.47	09:43:36.097

P15 80 Anthony HUTCHINS (M)					
LAP	LAP TIME	DIFF	MPH	TIME OF DAY	
1 -	2:33.350	8.228	69.69	09:28:51.391	
2 -	2:27.082	1.960	72.66	09:31:18.473	
3 -	2:26.444	D	1.322	72.98	09:33:44.917
4 -	2:28.553	3.431	71.94	09:36:13.470	
5 -	2:25.920	0.798	73.24	09:38:39.390	
6 -	2:25.122 (1)		73.64	09:41:04.512	
7 -	2:25.161 (2)	0.039	73.62	09:43:29.673	
8 -	2:25.852 (3)	0.730	73.28	09:45:55.525	

P16 544 Jack MOODY				
LAP	LAP TIME	DIFF	MPH	TIME OF DAY
1 -	2:34.387	9.024	69.22	09:29:03.548
2 -	2:29.336	3.973	71.57	09:31:32.884
3 -	2:28.952	3.589	71.75	09:34:01.836
4 -	2:25.363 (1)		73.52	09:36:27.199
5 -	2:26.778	1.415	72.81	09:38:53.977
6 -	2:25.419 (2)	0.056	73.49	09:41:19.396
7 -	2:26.637 (3)	1.274	72.88	09:43:46.033
8 -	2:24.825	D	73.79	09:46:10.858

P17 74 Clive CHISNALL (M)				
LAP	LAP TIME	DIFF	MPH	TIME OF DAY
1 -	2:32.948	7.246	69.88	09:29:04.768
2 -	2:26.935	1.233	72.74	09:31:31.703
3 -	2:27.199	1.497	72.60	09:33:58.902
4 -	2:26.403 (3)	0.701	73.00	09:36:25.305

DIFF = Difference To Personal Best Lap

5 -	2:25.702 (1)		73.35	09:38:51.007
6 -	2:25.969 (2)	0.267	73.22	09:41:16.976

P18 19 Oliver ROBINSON (M)				
LAP	LAP TIME	DIFF	MPH	TIME OF DAY
1 -	2:30.635	4.917	70.95	09:28:44.390
2 -	2:25.793 (2)	0.075	73.30	09:31:10.183
3 -	2:26.498	0.780	72.95	09:33:36.681
4 -	2:25.388	D	73.51	09:36:02.069
5 -	2:25.962	0.244	73.22	09:38:28.031
6 -	2:25.814 (3)	0.096	73.29	09:40:53.845
7 -	2:26.590	D	72.91	09:43:20.435
8 -	2:25.718 (1)		73.34	09:45:46.153

P19 31 Bryn GRIFFITHS (M)					
LAP	LAP TIME	DIFF	MPH	TIME OF DAY	
1 -	2:33.120	7.377	69.80	09:28:42.153	
2 -	2:26.942	D	1.169	72.75	09:31:09.065
3 -	2:25.743 (1)		73.33	09:33:34.808	
4 -	2:29.007	3.264	71.72	09:36:03.815	
5 -	2:28.343 (3)	2.600	72.04	09:38:32.158	
6 -	2:27.118 (2)	1.375	72.64	09:40:59.276	
7 -	2:27.975	D	2.232	72.22	09:43:27.251
8 -	2:25.228	D	73.59	09:45:52.479	
9 -	2:24.862	D	73.78	09:48:17.341	

P20 44 Bill TAYLOR					
LAP	LAP TIME	DIFF	MPH	TIME OF DAY	
1 -	2:32.663	6.827	70.01	09:28:42.739	
2 -	2:26.564	D	0.728	72.92	09:31:09.303
3 -	2:25.798	D	73.30	09:33:35.101	
4 -	2:24.932	D	73.74	09:36:00.033	
5 -	2:26.783 (3)	0.947	72.81	09:38:26.816	
6 -	2:27.883	2.047	72.27	09:40:54.699	
7 -	2:26.158 (2)	0.322	73.12	09:43:20.857	
8 -	2:25.836 (1)		73.28	09:45:46.693	
9 -	2:26.043	D	0.177	73.19	09:48:12.706

P21 722 Alan HAWKINS (M)				
LAP	LAP TIME	DIFF	MPH	TIME OF DAY
1 -	2:35.279	9.172	68.83	09:28:52.102
2 -	2:29.562	3.455	71.46	09:31:21.664
3 -	2:28.652	2.545	71.90	09:33:50.316
4 -	2:27.190 (3)	1.083	72.61	09:36:17.506
5 -	2:26.411 (2)	0.304	73.00	09:38:43.917
6 -	2:26.107 (1)		73.15	09:41:10.024
7 -	2:28.076	1.969	72.17	09:43:38.100
8 -	2:28.257	2.150	72.09	09:46:06.357

P22 96 Charles MUGGLESTONE					
LAP	LAP TIME	DIFF	MPH	TIME OF DAY	
1 -	2:42.517	16.126	65.76	09:29:06.091	
2 -	2:29.543	3.152	71.47	09:31:35.634	
3 -	2:27.959	1.568	72.23	09:34:03.593	
4 -	2:26.722 (2)	0.331	72.84	09:36:30.315	
5 -	2:27.471	1.080	72.47	09:38:57.786	
6 -	2:26.473	D	0.082	72.96	09:41:24.259
7 -	2:27.098 (3)	0.707	72.65	09:43:51.357	
8 -	2:26.391 (1)		73.01	09:46:17.748	

Weather / Track : Cloudy / Dry

Snetterton 300
Circuit Length = 2.9689 miles
Start: 09:26 Flag 09:46 End: 09:49

BRSCC Mazda MX-5 Championship

QUALIFYING - GROUP 1 - LAP ANALYSIS

DIFF = Difference To Personal Best Lap

P23 55 Matthew POLLARD				
LAP	LAP TIME	DIFF	MPH	TIME OF DAY
1 -	2:31.910	5.091	70.35	09:28:40.327
2 -	2:38.862	12.043	67.27	09:31:19.189
3 -	2:31.249	4.430	70.66	09:33:50.438
4 -	2:27.568 (3)	0.749	72.42	09:36:18.006
5 -	3:45.573 P	1:18.754	47.38	09:40:03.579
6 -	2:29.439	2.620	71.52	09:42:33.018
7 -	2:27.312 (2)	0.493	72.55	09:45:00.330
8 -	2:26.819 (1)		72.79	09:47:27.149

P24 40 David MARTIN				
LAP	LAP TIME	DIFF	MPH	TIME OF DAY
1 -	2:49.971	21.940	62.88	09:29:12.327
2 -	2:35.506	7.475	68.73	09:31:47.833
3 -	2:30.980	2.949	70.79	09:34:18.813
4 -	2:30.512	2.481	71.01	09:36:49.325
5 -	2:30.447	2.416	71.04	09:39:19.772
6 -	2:30.274 (3)	2.243	71.12	09:41:50.046
7 -	2:28.031 (1)		72.20	09:44:18.077
8 -	2:29.011 (2)	0.980	71.72	09:46:47.088

P25 65 William HAYDEN				
LAP	LAP TIME	DIFF	MPH	TIME OF DAY
1 -	2:32.122	2.016	70.25	09:28:39.532
2 -	2:27.042 D		72.70	09:31:06.544
3 -	2:31.749 D	1.643	70.43	09:33:38.293
4 -	2:26.849 D		72.78	09:36:05.142
5 -	2:30.106 (1)		71.20	09:38:35.248
6 -	2:26.789 D		72.81	09:41:02.037
7 -	2:26.744 D		72.83	09:43:28.781
8 -	2:24.920 D		73.75	09:45:53.701

Weather / Track : Cloudy / Dry

Results can be found at www.tsl-timing.com

Page 3 of 3

Snetterton 300
 Circuit Length = 2.9689 miles
 Start: 09:26 Flag 09:46 End: 09:49

Printed - 09:55 Saturday, 14 April 2018

BRSCC Mazda MX-5 Championship
QUALIFYING - GROUP 2 - CLASSIFICATION

POS	NO	NAME	ENTRY	TIME	ON	LAPS	GAP	DIFF	MPH
1	83	Brian TROTT	Mazda MX-5 Mk1	2:21.031	2	9			75.78
2	36*	Samuel SMITH	Mazda MX-5 Mk1	2:21.150	9	9	0.119	0.119	75.72
3	88*	Stuart SYMONDS	Mazda MX-5 Mk1	2:21.366	8	8	0.335	0.216	75.60
4	77*	Stephen FODEN	Mazda MX-5 Mk1	2:21.368	6	8	0.337	0.002	75.60
5	54	Marcus BAILEY (M)	Mazda MX-5 Mk1	2:21.625	8	8	0.594	0.257	75.46
6	94*	Charlie BURGE	Mazda MX-5 Mk1	2:21.709	7	8	0.678	0.084	75.42
7	5*	John LANGRIDGE	Mazda MX-5 Mk1	2:22.119	3	8	1.088	0.410	75.20
8	67	Simon ORANGE (M)	Mazda MX-5 Mk1	2:22.721	8	8	1.690	0.602	74.88
9	6*	Jack WARRY	Mazda MX-5 Mk1	2:22.885	5	9	1.854	0.164	74.80
10	18	Clive POWLES (M)	Mazda MX-5 Mk1	2:22.913	6	9	1.882	0.028	74.78
11	43	Lewis CANNON	Mazda MX-5 Mk1	2:22.937	4	9	1.906	0.024	74.77
12	29*	Adam CRAIG	Mazda MX-5 Mk1	2:22.997	6	9	1.966	0.060	74.74
13	7*	Adrian BURGE (M)	Mazda MX-5 Mk1	2:23.857	5	8	2.826	0.860	74.29
14	25*	Ivan LEARY (M)	Mazda MX-5 Mk1	2:25.329	6	8	4.298	1.472	73.54
15	24*	Oliver GRAHAM	Mazda MX-5 Mk1	2:25.633	3	8	4.602	0.304	73.39
16	2	Jake STYLES	Mazda MX-5 Mk1	2:27.185	8	8	6.154	1.552	72.61
17	34	Callum GREATREX	Mazda MX-5 Mk1	2:27.257	8	8	6.226	0.072	72.58
18	60	Nick LE DOYEN (M)	Mazda MX-5 Mk1	2:27.496	8	8	6.465	0.239	72.46
19	45	Graham RUMSEY (M)	Mazda MX-5 Mk1	2:28.453	8	8	7.422	0.957	71.99
20	90	Bruce ROBINSON (M)	Mazda MX-5 Mk1	2:28.539	7	7	7.508	0.086	71.95
21	3	Richard WOOTTEN	Mazda MX-5 Mk1	2:28.918	4	8	7.887	0.379	71.77
22	58	Dale WHITEMAN (M)	Mazda MX-5 Mk1	2:30.167	8	8	9.136	1.249	71.17
23	291	Luke SOUCH	Mazda MX-5 Mk1	2:30.962	6	8	9.931	0.795	70.79
24	78	Richard BARTLETT (M)	Mazda MX-5 Mk1	2:34.200	8	8	13.169	3.238	69.31

* Cars 5, 6, 7, 24, 25, 29, 36, 77, 88, 94 - lap times disallowed, exceeding track limits

Weather / Track : Cloudy / Dry

These results are provisional until the conclusion of any judicial and technical matters.

Snetterton 300

Circuit Length = 2.9689 miles

Start: 10:18 Flag 10:38 End: 10:40

Clerk Of Course :	Timekeeper :
-------------------	--------------

BRSCC Mazda MX-5 Championship

QUALIFYING - GROUP 2 - LAP ANALYSIS

DIFF = Difference To Personal Best Lap

P1 83 Brian TROTT				
LAP	LAP TIME	DIFF	MPH	TIME OF DAY
1 -	2:33.327	12.296	69.70	10:20:39.726
2 -	2:21.031 (1)		75.78	10:23:00.757
3 -	2:21.556	0.525	75.50	10:25:22.313
4 -	2:21.262 (2)	0.231	75.66	10:27:43.575
5 -	2:26.005	4.974	73.20	10:30:09.580
6 -	2:21.441	0.410	75.56	10:32:31.021
7 -	2:27.473	6.442	72.47	10:34:58.494
8 -	2:21.418 (3)	0.387	75.57	10:37:19.912
9 -	2:28.401	7.370	72.02	10:39:48.313

P2 36 Samuel SMITH				
LAP	LAP TIME	DIFF	MPH	TIME OF DAY
1 -	2:28.056	6.906	72.18	10:21:04.732
2 -	2:23.320	2.170	74.57	10:23:28.052
3 -	2:22.563	1.413	74.97	10:25:50.615
4 -	2:23.703	2.553	74.37	10:28:14.318
5 -	2:23.058	1.908	74.71	10:30:37.376
6 -	2:21.404 (2)	0.254	75.58	10:32:58.780
7 -	2:21.552 (3)	0.402	75.50	10:35:20.332
8 -	2:24.787 D	0.637	75.38	10:37:42.119
9 -	2:21.150 (1)		75.72	10:40:03.269

P3 88 Stuart SYMONDS				
LAP	LAP TIME	DIFF	MPH	TIME OF DAY
1 -	2:28.557	7.191	71.94	10:20:41.460
2 -	2:24.395 D	0.029	75.59	10:23:02.855
3 -	2:21.446 (2)	0.080	75.56	10:25:24.301
4 -	2:24.384 D	3.018	74.02	10:27:48.685
5 -	2:34.881 (3)	13.515	69.00	10:30:23.566
6 -	2:24.887 D	0.521	75.32	10:32:45.453
7 -	2:52.433	31.067	61.98	10:35:37.886
8 -	2:21.366 (1)		75.60	10:37:59.252

P4 77 Stephen FODEN				
LAP	LAP TIME	DIFF	MPH	TIME OF DAY
1 -	2:22.258	0.890	75.13	10:22:47.577
2 -	2:21.992 (3)	0.624	75.27	10:25:09.569
3 -	2:24.998 D	0.630	75.26	10:27:31.567
4 -	2:22.514	1.146	74.99	10:29:54.081
5 -	2:22.835	1.467	74.82	10:32:16.916
6 -	2:21.368 (1)		75.60	10:34:38.284
7 -	2:21.683 (2)	0.315	75.43	10:36:59.967
8 -	2:22.833 D	1.465	74.82	10:39:22.800

P5 54 Marcus BAILEY (M)				
LAP	LAP TIME	DIFF	MPH	TIME OF DAY
1 -	2:33.711	12.086	69.53	10:20:54.835
2 -	2:23.109	1.484	74.68	10:23:17.944
3 -	3:19.122 P	57.497	53.67	10:26:37.066
4 -	2:26.503	4.878	72.95	10:29:03.569
5 -	2:22.395 (3)	0.770	75.05	10:31:25.964
6 -	2:22.622	0.997	74.93	10:33:48.586
7 -	2:22.309 (2)	0.684	75.10	10:36:10.895
8 -	2:21.625 (1)		75.46	10:38:32.520

P6 94 Charlie BURGE				
LAP	LAP TIME	DIFF	MPH	TIME OF DAY

DIFF = Difference To Personal Best Lap

1 -	2:22.118 (3)	0.409	75.20	10:22:47.332
2 -	2:22.960	1.251	74.76	10:25:10.292
3 -	2:21.772 (2)	0.063	75.38	10:27:32.064
4 -	2:22.202 D	0.493	75.16	10:29:54.266
5 -	2:22.188	0.479	75.16	10:32:16.454
6 -	2:22.134	0.425	75.19	10:34:38.588
7 -	2:21.709 (1)		75.42	10:37:00.297
8 -	2:22.390 D	0.681	75.06	10:39:22.687

P7 5 John LANGRIDGE				
LAP	LAP TIME	DIFF	MPH	TIME OF DAY
1 -	2:30.568	8.449	70.98	10:20:46.431
2 -	2:22.124 (2)	0.005	75.20	10:23:08.555
3 -	2:22.119 (1)		75.20	10:25:30.674
4 -	2:22.431	0.312	75.04	10:27:53.105
5 -	2:27.294	5.175	72.56	10:30:20.399
6 -	2:22.148 (3)	0.029	75.18	10:32:42.547
7 -	2:28.565	6.446	71.94	10:35:11.112
8 -	2:24.544 D	2.395	73.95	10:37:35.626

P8 67 Simon ORANGE (M)				
LAP	LAP TIME	DIFF	MPH	TIME OF DAY
1 -	2:37.181	14.460	67.99	10:20:57.254
2 -	2:27.737	5.016	72.34	10:23:24.991
3 -	2:25.723	3.002	73.34	10:25:50.714
4 -	2:24.415	1.694	74.00	10:28:15.129
5 -	2:24.382	1.661	74.02	10:30:39.511
6 -	2:24.055 (3)	1.334	74.19	10:33:03.566
7 -	2:23.171 (2)	0.450	74.65	10:35:26.737
8 -	2:22.721 (1)		74.88	10:37:49.458

P9 6 Jack WARRY				
LAP	LAP TIME	DIFF	MPH	TIME OF DAY
1 -	2:36.396	13.511	68.33	10:21:07.202
2 -	2:24.120 (2)	1.235	74.16	10:23:31.322
3 -	2:25.324	2.439	73.54	10:25:56.646
4 -	2:24.889 (3)	2.004	73.76	10:28:21.535
5 -	2:22.885 (1)		74.80	10:30:44.420
6 -	2:23.537 D	0.652	74.46	10:33:07.957
7 -	2:22.984 D	0.099	74.75	10:35:30.941
8 -	2:23.472 D	0.587	74.49	10:37:54.413
9 -	2:29.122	6.237	71.67	10:40:23.535

P10 18 Clive POWLES (M)				
LAP	LAP TIME	DIFF	MPH	TIME OF DAY
1 -	2:30.062	7.149	71.22	10:20:47.584
2 -	2:23.006 (2)	0.093	74.73	10:23:10.590
3 -	2:23.802	0.889	74.32	10:25:34.392
4 -	2:23.420	0.507	74.52	10:27:57.812
5 -	2:33.092	10.179	69.81	10:30:30.904
6 -	2:22.913 (1)		74.78	10:32:53.817
7 -	2:23.710	0.797	74.37	10:35:17.527
8 -	2:23.473	0.560	74.49	10:37:41.000
9 -	2:23.314 (3)	0.401	74.57	10:40:04.314

P11 43 Lewis CANNON				
LAP	LAP TIME	DIFF	MPH	TIME OF DAY
1 -	2:30.636	7.699	70.95	10:21:02.569
2 -	2:24.991	2.054	73.71	10:23:27.560
3 -	2:25.206	2.269	73.60	10:25:52.766

Weather / Track : Cloudy / Dry

Snetterton 300
Circuit Length = 2.9689 miles
Start: 10:18 Flag 10:38 End: 10:40

BRSCC Mazda MX-5 Championship

QUALIFYING - GROUP 2 - LAP ANALYSIS

DIFF = Difference To Personal Best Lap

4 -	2:22.937 (1)		74.77	10:28:15.703
5 -	2:23.402	0.465	74.53	10:30:39.105
6 -	2:23.015 (2)	0.078	74.73	10:33:02.120
7 -	2:23.619	0.682	74.41	10:35:25.739
8 -	2:23.254 (3)	0.317	74.60	10:37:48.993
9 -	2:23.673	0.736	74.39	10:40:12.666

P12 29 Adam CRAIG

LAP	LAP TIME	DIFF	MPH	TIME OF DAY
1 -	2:31.656	8.659	70.47	10:20:54.072
2 -	2:23.686	0.689	74.38	10:23:17.758
3 -	2:24.436	1.439	73.99	10:25:42.194
4 -	2:23.921	0.924	74.26	10:28:06.115
5 -	2:23.880	0.883	74.28	10:30:29.995
6 -	2:22.997 (1)		74.74	10:32:52.992
7 -	2:23.442 (3)	0.445	74.51	10:35:16.434
8 -	2:22.895 D		74.79	10:37:39.329
9 -	2:23.245 (2)	0.248	74.61	10:40:02.574

P13 7 Adrian BURGE (M)

LAP	LAP TIME	DIFF	MPH	TIME OF DAY
1 -	2:32.940	9.083	69.88	10:21:01.084
2 -	2:26.365	2.508	73.02	10:23:27.449
3 -	2:24.528	0.671	73.95	10:25:51.977
4 -	2:24.409 (3)	0.552	74.01	10:28:16.386
5 -	2:23.857 (1)		74.29	10:30:40.243
6 -	2:23.964 (2)	0.107	74.24	10:33:04.207
7 -	3:12.699 D	48.842	55.46	10:36:16.906
8 -	2:27.957	4.100	72.23	10:38:44.863

P14 25 Ivan LEARY (M)

LAP	LAP TIME	DIFF	MPH	TIME OF DAY
1 -	2:34.780	9.451	69.05	10:20:59.372
2 -	2:27.989	2.660	72.22	10:23:27.361
3 -	2:27.703	2.374	72.36	10:25:55.064
4 -	2:26.226 (2)	0.897	73.09	10:28:21.290
5 -	2:26.839 (3)	1.510	72.78	10:30:48.129
6 -	2:25.329 (1)		73.54	10:33:13.458
7 -	2:37.713	12.384	67.76	10:35:51.171
8 -	2:25.546 D	0.217	73.43	10:38:16.717

P15 24 Oliver GRAHAM

LAP	LAP TIME	DIFF	MPH	TIME OF DAY
1 -	2:34.084	8.451	69.36	10:21:00.940
2 -	2:29.302 D	3.669	71.58	10:23:30.242
3 -	2:25.633 (1)		73.39	10:25:55.875
4 -	2:25.970	0.337	73.22	10:28:21.845
5 -	2:25.940 (2)	0.307	73.23	10:30:47.785
6 -	2:25.944 (3)	0.311	73.23	10:33:13.729
7 -	2:28.277	2.644	72.08	10:35:42.006
8 -	2:26.112	0.479	73.14	10:38:08.118

P16 2 Jake STYLES

LAP	LAP TIME	DIFF	MPH	TIME OF DAY
1 -	2:41.598	14.413	66.13	10:21:23.512
2 -	2:30.413	3.228	71.05	10:23:53.925
3 -	2:29.503	2.318	71.49	10:26:23.428
4 -	2:29.169	1.984	71.65	10:28:52.597
5 -	2:27.534 (2)	0.349	72.44	10:31:20.131
6 -	2:27.669	0.484	72.37	10:33:47.800

DIFF = Difference To Personal Best Lap

7 -	2:27.617 (3)	0.432	72.40	10:36:15.417
8 -	2:27.185 (1)		72.61	10:38:42.602

P17 34 Callum GREATREX

LAP	LAP TIME	DIFF	MPH	TIME OF DAY
1 -	2:41.666	14.409	66.11	10:21:00.647
2 -	2:29.126	1.869	71.67	10:23:29.773
3 -	2:28.889	1.632	71.78	10:25:58.662
4 -	2:29.416	2.159	71.53	10:28:28.078
5 -	2:29.601	2.344	71.44	10:30:57.679
6 -	2:28.730 (3)	1.473	71.86	10:33:26.409
7 -	2:28.101 (2)	0.844	72.16	10:35:54.510
8 -	2:27.257 (1)		72.58	10:38:21.767

P18 60 Nick LE DOYEN (M)

LAP	LAP TIME	DIFF	MPH	TIME OF DAY
1 -	2:33.335	5.839	69.70	10:21:11.041
2 -	2:27.999 (3)	0.503	72.21	10:23:39.040
3 -	2:28.830	1.334	71.81	10:26:07.870
4 -	2:28.062	0.566	72.18	10:28:35.932
5 -	2:27.764 (2)	0.268	72.33	10:31:03.696
6 -	2:28.945	1.449	71.75	10:33:32.641
7 -	2:28.574	1.078	71.93	10:36:01.215
8 -	2:27.496 (1)		72.46	10:38:28.711

P19 45 Graham RUMSEY (M)

LAP	LAP TIME	DIFF	MPH	TIME OF DAY
1 -	2:36.828	8.375	68.15	10:21:22.211
2 -	2:32.277	3.824	70.18	10:23:54.488
3 -	2:29.488	1.035	71.49	10:26:23.976
4 -	2:29.941	1.488	71.28	10:28:53.917
5 -	2:28.769 (2)	0.316	71.84	10:31:22.686
6 -	2:29.673	1.220	71.40	10:33:52.359
7 -	2:28.778 (3)	0.325	71.83	10:36:21.137
8 -	2:28.453 (1)		71.99	10:38:49.590

P20 90 Bruce ROBINSON (M)

LAP	LAP TIME	DIFF	MPH	TIME OF DAY
1 -	2:39.204	10.665	67.13	10:21:08.407
2 -	2:30.703	2.164	70.92	10:23:39.110
3 -	2:31.057	2.518	70.75	10:26:10.167
4 -	2:30.112 (3)	1.573	71.20	10:28:40.279
5 -	2:31.252	2.713	70.66	10:31:11.531
6 -	2:29.191 (2)	0.652	71.64	10:33:40.722
7 -	2:28.539 (1)		71.95	10:36:09.261

P21 3 Richard WOOTTEN

LAP	LAP TIME	DIFF	MPH	TIME OF DAY
1 -	2:43.459	14.541	65.38	10:21:07.451
2 -	2:34.603	5.685	69.13	10:23:42.054
3 -	2:29.695 (3)	0.777	71.39	10:26:11.749
4 -	2:28.918 (1)		71.77	10:28:40.667
5 -	2:29.175 (2)	0.257	71.64	10:31:09.842
6 -	2:29.875	0.957	71.31	10:33:39.717
7 -	2:34.317	5.399	69.26	10:36:14.034
8 -	2:30.610	1.692	70.96	10:38:44.644

Weather / Track : Cloudy / Dry

Snetterton 300

Circuit Length = 2.9689 miles

Start: 10:18 Flag 10:38 End: 10:40

BRSCC Mazda MX-5 Championship

QUALIFYING - GROUP 2 - LAP ANALYSIS

DIFF = Difference To Personal Best Lap

P22 58 Dale WHITEMAN (M)				
LAP	LAP TIME	DIFF	MPH	TIME OF DAY
1 -	2:47.324	17.157	63.87	10:21:04.395
2 -	2:33.932	3.765	69.43	10:23:38.327
3 -	2:33.285	3.118	69.72	10:26:11.612
4 -	2:31.674 (3)	1.507	70.46	10:28:43.286
5 -	2:32.098	1.931	70.27	10:31:15.384
6 -	2:31.562 (2)	1.395	70.51	10:33:46.946
7 -	2:31.843	1.676	70.38	10:36:18.789
8 -	2:30.167 (1)		71.17	10:38:48.956


P23 291 Luke SOUCH				
LAP	LAP TIME	DIFF	MPH	TIME OF DAY
1 -	2:57.709	26.747	60.14	10:21:33.841
2 -	2:36.537	5.575	68.27	10:24:10.378
3 -	2:34.956	3.994	68.97	10:26:45.334
4 -	2:33.359 (3)	2.397	69.69	10:29:18.693
5 -	2:31.041 (2)	0.079	70.76	10:31:49.734
6 -	2:30.962 (1)		70.79	10:34:20.696
7 -	2:34.410	3.448	69.21	10:36:55.106
8 -	2:33.504	2.542	69.62	10:39:28.610

P24 78 Richard BARTLETT (M)				
LAP	LAP TIME	DIFF	MPH	TIME OF DAY
1 -	2:47.132	12.932	63.94	10:21:29.924
2 -	2:38.535	4.335	67.41	10:24:08.459
3 -	2:38.199	3.999	67.56	10:26:46.658
4 -	2:35.337 (3)	1.137	68.80	10:29:21.995
5 -	2:42.341	8.141	65.83	10:32:04.336
6 -	2:38.548	4.348	67.41	10:34:42.884
7 -	2:35.310 (2)	1.110	68.81	10:37:18.194
8 -	2:34.200 (1)		69.31	10:39:52.394

Weather / Track : Cloudy / Dry

BRSCC Mazda MX-5 Championship

RACE 2 - 1A - GRID (20 minutes)

ROW 12	23	22 Paul TUCKER (M)	24	29 Adam CRAIG
ROW 11	21	419 Martyn CANNING	22	43 Lewis CANNON
ROW 10	19	42 Paul BATEMAN (M)	20	18 Clive POWLES (M)
ROW 9	17	777 Courtney MILNES	18	6 Jack WARRY
ROW 8	15	81 Sebastian FISHER	16	67 Simon ORANGE (M)
ROW 7	13	4 Adam BESSELL	14	5 John LANGRIDGE
ROW 6	11	23 Martin TOLLEY (M)	12	94 Charlie BURGE
ROW 5	9	33 Jason GREATREX	10	54 Marcus BAILEY (M)
ROW 4	7	10 Teddy CLARK	8	77 Stephen FODEN
ROW 3	5	158 Mike COMBER	6	88 Stuart SYMONDS
ROW 2	3	1 Will BLACKWELL-CHAMBERS	4	36 Samuel SMITH
ROW 1	1	63 Oliver ALLWOOD	2	83 Brian TROTT
Pole				
				

Snetterton 300
Circuit Length = 2.9689 miles

These results are provisional until the conclusion of any judicial and technical matters.

Clerk Of Course :	Timekeeper :

BRSCC Mazda MX-5 Championship

RACE 4 - 1B - GRID (20 minutes)

ROW 14		28	15 Harry DEANE + 10 SECONDS	
ROW 13				
ROW 12		23	65 William HAYDEN	
		24	78 Richard BARTLETT (M)	
ROW 11	21	40 David MARTIN	22	291 Luke SOUCH
ROW 10		19	55 Matthew POLLARD	
		20	58 Dale WHITEMAN (M)	
ROW 9	17	96 Charles MUGGLESTONE	18	3 Richard WOOTTEN
ROW 8		15	722 Alan HAWKINS (M)	
		16	90 Bruce ROBINSON (M)	
ROW 7	13	44 Bill TAYLOR	14	45 Graham RUMSEY (M)
ROW 6		11	31 Bryn GRIFFITHS (M)	
		12	60 Nick LE DOYEN (M)	
ROW 5	9	19 Oliver ROBINSON (M)	10	34 Callum GREATREX
ROW 4		7	74 Clive CHISNALL (M)	
		8	2 Jake STYLES	
ROW 3	5	544 Jack MOODY	6	24 Oliver GRAHAM
ROW 2		3	80 Anthony HUTCHINS (M)	
		4	25 Ivan LEARY (M)	
ROW 1	1	69 Sam GENDY	2	7 Adrian BURGE (M)
		Pole		

Snetterton 300
Circuit Length = 2.9689 miles

These results are provisional until the conclusion of any judicial and technical matters.

Clerk Of Course :		Timekeeper :	
-------------------	--	--------------	--

BRSCC Mazda MX-5 Championship

RACE 2 - 1A - CLASSIFICATION

POS	NO	NAME	ENTRY	LAPS	TIME	GAP	DIFF	MPH	BEST	ON
1	63*	Oliver ALLWOOD	Mazda MX-5 Mk1	9	21:21.990			75.03	2:20.867	3
2	1	Will BLACKWELL-CHAMBERS	Mazda MX-5 Mk1	9	21:22.091	0.101	0.101	75.02	2:20.956	2
3	83	Brian TROTT	Mazda MX-5 Mk1	9	21:22.480	0.490	0.389	75.00	2:21.000	5
4	158	Mike COMBER	Mazda MX-5 Mk1	9	21:23.731	1.741	1.251	74.93	2:21.109	3
5	88	Stuart SYMONDS	Mazda MX-5 Mk1	9	21:32.393	10.403	8.662	74.42	2:21.654	3
6	23	Martin TOLLEY (M)	Mazda MX-5 Mk1	9	21:35.395	13.405	3.002	74.25	2:21.571	3
7	94	Charlie BURGE	Mazda MX-5 Mk1	9	21:35.572	13.582	0.177	74.24	2:21.832	6
8	33	Jason GREATREX	Mazda MX-5 Mk1	9	21:35.760	13.770	0.188	74.23	2:22.229	5
9	77	Stephen FODEN	Mazda MX-5 Mk1	9	21:35.763	13.773	0.003	74.23	2:21.544	2
10	54	Marcus BAILEY (M)	Mazda MX-5 Mk1	9	21:36.191	14.201	0.428	74.21	2:22.257	6
11	81	Sebastian FISHER	Mazda MX-5 Mk1	9	21:36.287	14.297	0.096	74.20	2:21.794	5
12	10	Teddy CLARK	Mazda MX-5 Mk1	9	21:36.742	14.752	0.455	74.18	2:22.238	4
13	29	Adam CRAIG	Mazda MX-5 Mk1	9	21:43.951	21.961	7.209	73.77	2:22.397	6
14	5	John LANGRIDGE	Mazda MX-5 Mk1	9	21:44.750	22.760	0.799	73.72	2:22.348	2
15	67	Simon ORANGE (M)	Mazda MX-5 Mk1	9	21:48.253	26.263	3.503	73.52	2:23.029	8
16	6	Jack WARRY	Mazda MX-5 Mk1	9	21:49.327	27.337	1.074	73.46	2:21.832	5
17	777	Courtney MILNES	Mazda MX-5 Mk1	9	21:55.099	33.109	5.772	73.14	2:23.436	2
18	42	Paul BATEMAN (M)	Mazda MX-5 Mk1	9	21:55.688	33.698	0.589	73.11	2:23.677	9
19	22	Paul TUCKER (M)	Mazda MX-5 Mk1	9	21:57.576	35.586	1.888	73.00	2:24.061	5
20	419*	Martyn CANNING	Mazda MX-5 Mk1	9	22:01.787	39.797	4.211	72.77	2:22.979	6
21	18	Clive POWLES (M)	Mazda MX-5 Mk1	9	23:17.913	1:55.923	1:16.126	68.81	2:22.970	2

NOT CLASSIFIED

DNF	4	Adam BESSELL	Mazda MX-5 Mk1	5	12:07.181	4 Laps	4 Laps	73.48	2:21.793	5
DNF	43	Lewis CANNON	Mazda MX-5 Mk1	2	6:39.311	7 Laps	3 Laps	53.53		
DNF	36	Samuel SMITH	Mazda MX-5 Mk1	0						

FASTEST LAP

63	Oliver ALLWOOD	Mazda MX-5 Mk1	3	2:20.867	75.87 mph	122.10 kph
----	----------------	----------------	---	----------	-----------	------------

* Car 63 - Please fit a working transponder - MSA Ref Q12.2.1.

* Car 419 - 5 second penalty - exceeding track limits

Weather / Track : Cloudy / Dry

These results are provisional until the conclusion of any judicial and technical matters.

Snetterton 300

Circuit Length = 2.9689 miles

Start: 13:50 Flag 14:11 End: 14:13

Clerk Of Course :	Timekeeper :
-------------------	--------------

BRSCC Mazda MX-5 Championship

RACE 2 - 1A - LAP CHART

LAP 1 @ 13:52:45.206			LAP 2 @ 13:55:06.486			LAP 3 @ 13:57:27.353			LAP 4 @ 13:59:48.631			LAP 5 @ 14:02:09.546		
NO	BEHIND	LAP TIME	NO	BEHIND	LAP TIME	NO	BEHIND	LAP TIME	NO	BEHIND	LAP TIME	NO	BEHIND	LAP TIME
63		2:28.789	63		2:21.280	63		2:20.867	63		2:21.278	63		2:20.915
83	0.258	2:29.047	1	0.139	2:20.956	1	0.300	2:21.028	1	0.170	2:21.148	1	0.335	2:21.080
1	0.463	2:29.252	83	0.865	2:21.887	83	1.236	2:21.238	83	1.011	2:21.053	83	1.096	2:21.000
158	0.742	2:29.531	158	1.283	2:21.821	158	1.525	2:21.109	158	1.784	2:21.537	158	3.273	2:22.404
88	1.774	2:30.563	88	2.363	2:21.869	88	3.150	2:21.654	23	5.605	2:22.654	77	7.407	2:22.621
23	3.169	2:31.958	23	3.525	2:21.636	23	4.229	2:21.571	77	5.701	2:22.416	23	7.417	2:22.727
77	3.357	2:32.146	77	3.621	2:21.544	77	4.563	2:21.809	88	6.192	2:24.320	88	7.943	2:22.666
33	4.284	2:33.073	33	5.506	2:22.502	33	7.433	2:22.794	33	9.125	2:22.970	33	10.439	2:22.229
54	4.887	2:33.676	54	6.041	2:22.434	54	7.782	2:22.608	94	9.262	2:22.725	94	10.548	2:22.201
10	5.417	2:34.206	94	6.813	2:22.295	94	7.815	2:21.869	54	9.858	2:23.354	54	11.723	2:22.780
4	5.624	2:34.413	4	7.292	2:22.948	5	9.123	2:22.445	5	10.686	2:22.841	10	13.087	2:23.014
94	5.798	2:34.587	5	7.545	2:22.348	10	10.028	2:22.997	10	10.988	2:22.238	81	13.654	2:21.794
5	6.477	2:35.266	10	7.898	2:23.761	4	10.413	2:23.988	81	12.775	2:23.479	5	13.676	2:23.905
81	7.376	2:36.165	81	8.455	2:22.359	81	10.574	2:22.986	4	13.174	2:24.039	4	14.052	2:21.793
67	7.916	2:36.705	6	9.403	2:22.349	6	11.038	2:22.502	6	13.488	2:23.728	6	14.405	2:21.832
6	8.334	2:37.123	67	10.815	2:24.179	29	15.152	2:23.654	29	16.823	2:22.949	29	18.537	2:22.629
419	9.300	2:38.089	18	11.038	2:22.970	67	15.482	2:25.534	67	17.308	2:23.104	67	19.432	2:23.039
18	9.348	2:38.137	419	11.294	2:23.274	22	16.633	2:24.333	22	19.654	2:24.299	22	22.800	2:24.061
777	9.923	2:38.712	777	12.079	2:23.436	42	17.411	2:24.595	777	20.210	2:23.657	42	23.456	2:24.131
29	9.972	2:38.761	29	12.365	2:23.673	777	17.831	2:26.619	42	20.240	2:24.107	777	24.459	2:25.164
22	10.219	2:39.008	22	13.167	2:24.228	419	18.046	2:27.619	419	20.399	2:23.631	419	25.167	2:25.683
42	10.986	2:39.775	42	13.683	2:23.977	18	1:33.631	3:43.460 P	18	1:39.730	2:27.377	18	1:44.380	2:25.565
43	17.136	2:45.925	43	1:49.242	3:53.386 P									

Weather / Track : Cloudy / Dry

BRSCC Mazda MX-5 Championship

RACE 2 - 1A - LAP CHART

LAP 6 @ 14:04:31.397			LAP 7 @ 14:06:53.467			LAP 8 @ 14:09:16.509			LAP 9 @ 14:11:38.407		
NO	BEHIND	LAP TIME	NO	BEHIND	LAP TIME	NO	BEHIND	LAP TIME	NO	BEHIND	LAP TIME
63		2:21.851	63		2:22.070	63		2:23.042	63		2:21.898
1	0.099	2:21.615	1	0.098	2:22.069	1	0.371	2:23.315	1	0.101	2:21.628
83	0.605	2:21.360	83	0.426	2:21.891	83	0.386	2:23.002	83	0.490	2:22.002
158	3.476	2:22.054	158	3.258	2:21.852	158	1.895	2:21.679	158	1.741	2:21.744
88	9.393	2:23.301	88	9.876	2:22.553	88	9.234	2:22.400	88	10.403	2:23.067
23	10.210	2:24.644	23	10.534	2:22.394	23	11.318	2:23.826	23	13.405	2:23.985
94	10.529	2:21.832	77	10.852	2:22.347	94	11.724	2:23.569	94	13.582	2:23.756
77	10.575	2:25.019	94	11.197	2:22.738	33	11.821	2:22.704	33	13.770	2:23.847
33	10.991	2:22.403	33	12.159	2:23.238	77	11.969	2:24.159	77	13.773	2:23.702
54	12.129	2:22.257	54	12.726	2:22.667	54	12.198	2:22.514	54	14.201	2:23.901
10	13.552	2:22.316	10	13.739	2:22.257	10	13.118	2:22.421	81	14.297	2:22.573
81	13.722	2:21.919	81	14.492	2:22.840	81	13.622	2:22.172	10	14.752	2:23.532
5	17.682	2:25.857	5	19.497	2:23.885	5	20.761	2:24.306	29	21.961	2:23.088
6	18.979	2:26.425	29	19.811	2:22.798	29	20.771	2:24.002	5	22.760	2:23.897
29	19.083	2:22.397	6	22.522	2:25.613	6	23.404	2:23.924	67	26.263	2:24.534
67	21.874	2:24.293	67	23.640	2:23.836	67	23.627	2:23.029	6	27.337	2:25.831
22	25.389	2:24.440	22	27.964	2:24.645	777	29.664	2:24.399	777	33.109	2:25.343
42	25.930	2:24.325	777	28.307	2:24.268	419	30.463	2:24.659	42	33.698	2:23.677
777	26.109	2:23.501	42	28.736	2:24.876	22	31.615	2:26.693	419	34.797	2:26.232
419	26.295	2:22.979	419	28.846	2:24.621	42	31.919	2:26.225	22	35.586	2:25.869
18	1:47.740	2:25.211	18	1:50.331	2:24.661	18	1:52.244	2:24.955	18	1:55.923	2:25.577

Weather / Track : Cloudy / Dry

Results can be found at www.tsl-timing.com

Page 2 of 2

Snetterton 300
 Circuit Length = 2.9689 miles
 Start: 13:50 Flag 14:11 End: 14:13

Printed - 14:18 Saturday, 14 April 2018

BRSCC Mazda MX-5 Championship

RACE 2 - 1A - LAP ANALYSIS

DIFF = Difference To Personal Best Lap

P1 63 Oliver ALLWOOD				
LAP	LAP TIME	DIFF	MPH	TIME OF DAY
1 -	2:28.789	7.922	71.83	13:52:45.206
2 -	2:21.280	0.413	75.65	13:55:06.486
3 -	2:20.867 (1)		75.87	13:57:27.353
4 -	2:21.278 (3)	0.411	75.65	13:59:48.631
5 -	2:20.915 (2)	0.048	75.84	14:02:09.546
6 -	2:21.851	0.984	75.34	14:04:31.397
7 -	2:22.070	1.203	75.23	14:06:53.467
8 -	2:23.042	2.175	74.71	14:09:16.509
9 -	2:21.898	1.031	75.32	14:11:38.407

P2 1 Will BLACKWELL-CHAMBERS				
LAP	LAP TIME	DIFF	MPH	TIME OF DAY
1 -	2:29.252	8.296	71.61	13:52:45.669
2 -	2:20.956 (1)		75.82	13:55:06.625
3 -	2:21.028 (2)	0.072	75.78	13:57:27.653
4 -	2:21.148	0.192	75.72	13:59:48.801
5 -	2:21.080 (3)	0.124	75.75	14:02:09.881
6 -	2:21.615	0.659	75.47	14:04:31.496
7 -	2:22.069	1.113	75.23	14:06:53.565
8 -	2:23.315	2.359	74.57	14:09:16.880
9 -	2:21.628	0.672	75.46	14:11:38.508

P3 83 Brian TROTT				
LAP	LAP TIME	DIFF	MPH	TIME OF DAY
1 -	2:29.047	8.047	71.70	13:52:45.464
2 -	2:21.887	0.887	75.32	13:55:07.351
3 -	2:21.238 (3)	0.238	75.67	13:57:28.589
4 -	2:21.053 (2)	0.053	75.77	13:59:49.642
5 -	2:21.000 (1)		75.80	14:02:10.642
6 -	2:21.360	0.360	75.60	14:04:32.002
7 -	2:21.891	0.891	75.32	14:06:53.893
8 -	2:23.002	2.002	74.74	14:09:16.895
9 -	2:22.002	1.002	75.26	14:11:38.897

P4 158 Mike COMBER				
LAP	LAP TIME	DIFF	MPH	TIME OF DAY
1 -	2:29.531	8.422	71.47	13:52:45.948
2 -	2:21.821	0.712	75.36	13:55:07.769
3 -	2:21.109 (1)		75.74	13:57:28.878
4 -	2:21.537 (2)	0.428	75.51	13:59:50.415
5 -	2:22.404	1.295	75.05	14:02:12.819
6 -	2:22.054	0.945	75.23	14:04:34.873
7 -	2:21.852	0.743	75.34	14:06:56.725
8 -	2:21.679 (3)	0.570	75.43	14:09:18.404
9 -	2:21.744	0.635	75.40	14:11:40.148

P5 88 Stuart SYMONDS				
LAP	LAP TIME	DIFF	MPH	TIME OF DAY
1 -	2:30.563	8.909	70.98	13:52:46.980
2 -	2:21.869 (2)	0.215	75.33	13:55:08.849
3 -	2:21.654 (1)		75.45	13:57:30.503
4 -	2:24.320	2.666	74.05	13:59:54.823
5 -	2:22.666	1.012	74.91	14:02:17.489
6 -	2:23.301	1.647	74.58	14:04:40.790
7 -	2:22.553	0.899	74.97	14:07:03.343
8 -	2:22.400 (3)	0.746	75.05	14:09:25.743
9 -	2:23.067	1.413	74.70	14:11:48.810

DIFF = Difference To Personal Best Lap

P6 23 Martin TOLLEY (M)				
LAP	LAP TIME	DIFF	MPH	TIME OF DAY
1 -	2:31.958	10.387	70.33	13:52:48.375
2 -	2:21.636 (2)	0.065	75.46	13:55:10.011
3 -	2:21.571 (1)		75.49	13:57:31.582
4 -	2:22.654	1.083	74.92	13:59:54.236
5 -	2:22.727	1.156	74.88	14:02:16.963
6 -	2:24.644	3.073	73.89	14:04:41.607
7 -	2:22.394 (3)	0.823	75.05	14:07:04.001
8 -	2:23.826	2.255	74.31	14:09:27.827
9 -	2:23.985	2.414	74.23	14:11:51.812

P7 94 Charlie BURGE				
LAP	LAP TIME	DIFF	MPH	TIME OF DAY
1 -	2:34.587	12.755	69.13	13:52:51.004
2 -	2:22.295	0.463	75.11	13:55:13.299
3 -	2:21.869 (2)	0.037	75.33	13:57:35.168
4 -	2:22.725	0.893	74.88	13:59:57.893
5 -	2:22.201 (3)	0.369	75.16	14:02:20.094
6 -	2:21.832 (1)		75.35	14:04:41.926
7 -	2:22.738	0.906	74.87	14:07:04.664
8 -	2:23.569	1.737	74.44	14:09:28.233
9 -	2:23.756	1.924	74.34	14:11:51.989

P8 33 Jason GREATREX				
LAP	LAP TIME	DIFF	MPH	TIME OF DAY
1 -	2:33.073	10.844	69.82	13:52:49.490
2 -	2:22.502 (3)	0.273	75.00	13:55:11.992
3 -	2:22.794	0.565	74.84	13:57:34.786
4 -	2:22.970	0.741	74.75	13:59:57.756
5 -	2:22.229 (1)		75.14	14:02:19.985
6 -	2:22.403 (2)	0.174	75.05	14:04:42.388
7 -	2:23.238	1.009	74.61	14:07:05.626
8 -	2:22.704	0.475	74.89	14:09:28.330
9 -	2:23.847	1.618	74.30	14:11:52.177

P9 77 Stephen FODEN				
LAP	LAP TIME	DIFF	MPH	TIME OF DAY
1 -	2:32.146	10.602	70.24	13:52:48.563
2 -	2:21.544 (1)		75.51	13:55:10.107
3 -	2:21.809 (2)	0.265	75.36	13:57:31.916
4 -	2:22.416	0.872	75.04	13:59:54.332
5 -	2:22.621	1.077	74.94	14:02:16.953
6 -	2:25.019	3.475	73.70	14:04:41.972
7 -	2:22.347 (3)	0.803	75.08	14:07:04.319
8 -	2:24.159	2.615	74.14	14:09:28.478
9 -	2:23.702	2.158	74.37	14:11:52.180

P10 54 Marcus BAILEY (M)				
LAP	LAP TIME	DIFF	MPH	TIME OF DAY
1 -	2:33.676	11.419	69.54	13:52:50.093
2 -	2:22.434 (2)	0.177	75.03	13:55:12.527
3 -	2:22.608	0.351	74.94	13:57:35.135
4 -	2:23.354	1.097	74.55	13:59:58.489
5 -	2:22.780	0.523	74.85	14:02:21.269
6 -	2:22.257 (1)		75.13	14:04:43.526
7 -	2:22.667	0.410	74.91	14:07:06.193
8 -	2:22.514 (3)	0.257	74.99	14:09:28.707
9 -	2:23.901	1.644	74.27	14:11:52.608

Weather / Track : Cloudy / Dry

Snetterton 300
Circuit Length = 2.9689 miles
Start: 13:50 Flag 14:11 End: 14:13

BRSCC Mazda MX-5 Championship

RACE 2 - 1A - LAP ANALYSIS

DIFF = Difference To Personal Best Lap

P11 81 Sebastian FISHER				
LAP	LAP TIME	DIFF	MPH	TIME OF DAY
1 -	2:36.165	14.371	68.44	13:52:52.582
2 -	2:22.359	0.565	75.07	13:55:14.941
3 -	2:22.986	1.192	74.74	13:57:37.927
4 -	2:23.479	1.685	74.49	14:00:01.406
5 -	2:21.794 (1)		75.37	14:02:23.200
6 -	2:21.919 (2)	0.125	75.31	14:04:45.119
7 -	2:22.840	1.046	74.82	14:07:07.959
8 -	2:22.172 (3)	0.378	75.17	14:09:30.131
9 -	2:22.573	0.779	74.96	14:11:52.704

P12 10 Teddy CLARK				
LAP	LAP TIME	DIFF	MPH	TIME OF DAY
1 -	2:34.206	11.968	69.31	13:52:50.623
2 -	2:23.761	1.523	74.34	13:55:14.384
3 -	2:22.997	0.759	74.74	13:57:37.381
4 -	2:22.238 (1)		75.14	13:59:59.619
5 -	2:23.014	0.776	74.73	14:02:22.633
6 -	2:22.316 (3)	0.078	75.10	14:04:44.949
7 -	2:22.257 (2)	0.019	75.13	14:07:07.206
8 -	2:22.421	0.183	75.04	14:09:29.627
9 -	2:23.532	1.294	74.46	14:11:53.159

P13 29 Adam CRAIG				
LAP	LAP TIME	DIFF	MPH	TIME OF DAY
1 -	2:38.761	16.364	67.32	13:52:55.178
2 -	2:23.673	1.276	74.39	13:55:18.851
3 -	2:23.654	1.257	74.40	13:57:42.505
4 -	2:22.949	0.552	74.76	14:00:05.454
5 -	2:22.629 (2)	0.232	74.93	14:02:28.083
6 -	2:22.397 (1)		75.05	14:04:50.480
7 -	2:22.798 (3)	0.401	74.84	14:07:13.278
8 -	2:24.002	1.605	74.22	14:09:37.280
9 -	2:23.088	0.691	74.69	14:12:00.368

P14 5 John LANGRIDGE				
LAP	LAP TIME	DIFF	MPH	TIME OF DAY
1 -	2:35.266	12.918	68.83	13:52:51.683
2 -	2:22.348 (1)		75.08	13:55:14.031
3 -	2:22.445 (2)	0.097	75.03	13:57:36.476
4 -	2:22.841 (3)	0.493	74.82	13:59:59.317
5 -	2:23.905	1.557	74.27	14:02:23.222
6 -	2:25.857	3.509	73.27	14:04:49.079
7 -	2:23.885	1.537	74.28	14:07:12.964
8 -	2:24.306	1.958	74.06	14:09:37.270
9 -	2:23.897	1.549	74.27	14:12:01.167

P15 67 Simon ORANGE (M)				
LAP	LAP TIME	DIFF	MPH	TIME OF DAY
1 -	2:36.705	13.676	68.20	13:52:53.122
2 -	2:24.179	1.150	74.13	13:55:17.301
3 -	2:25.534	2.505	73.44	13:57:42.835
4 -	2:23.104 (3)	0.075	74.68	14:00:05.939
5 -	2:23.039 (2)	0.010	74.72	14:02:28.978
6 -	2:24.293	1.264	74.07	14:04:53.271
7 -	2:23.836	0.807	74.30	14:07:17.107
8 -	2:23.029 (1)		74.72	14:09:40.136
9 -	2:24.534	1.505	73.94	14:12:04.670

DIFF = Difference To Personal Best Lap

P16 6 Jack WARRY				
LAP	LAP TIME	DIFF	MPH	TIME OF DAY
1 -	2:37.123	15.291	68.02	13:52:53.540
2 -	2:22.349 (2)	0.517	75.08	13:55:15.889
3 -	2:22.502 (3)	0.670	75.00	13:57:38.391
4 -	2:23.728	1.896	74.36	14:00:02.119
5 -	2:21.832 (1)		75.35	14:02:23.951
6 -	2:26.425	4.593	72.99	14:04:50.376
7 -	2:25.613	3.781	73.40	14:07:15.989
8 -	2:23.924	2.092	74.26	14:09:39.913
9 -	2:25.831	3.999	73.29	14:12:05.744

P17 777 Courtney MILNES				
LAP	LAP TIME	DIFF	MPH	TIME OF DAY
1 -	2:38.712	15.276	67.34	13:52:55.129
2 -	2:23.436 (1)		74.51	13:55:18.565
3 -	2:26.619	3.183	72.89	13:57:45.184
4 -	2:23.657 (3)	0.221	74.40	14:00:08.841
5 -	2:25.164	1.728	73.62	14:02:34.005
6 -	2:23.501 (2)	0.065	74.48	14:04:57.506
7 -	2:24.268	0.832	74.08	14:07:21.774
8 -	2:24.399	0.963	74.01	14:09:46.173
9 -	2:25.343	1.907	73.53	14:12:11.516

P18 42 Paul BATEMAN (M)				
LAP	LAP TIME	DIFF	MPH	TIME OF DAY
1 -	2:39.775	16.098	66.89	13:52:56.192
2 -	2:23.977 (2)	0.300	74.23	13:55:20.169
3 -	2:24.595	0.918	73.91	13:57:44.764
4 -	2:24.107 (3)	0.430	74.16	14:00:08.871
5 -	2:24.131	0.454	74.15	14:02:33.002
6 -	2:24.325	0.648	74.05	14:04:57.327
7 -	2:24.876	1.199	73.77	14:07:22.203
8 -	2:26.225	2.548	73.09	14:09:48.428
9 -	2:23.677 (1)		74.38	14:12:12.105

P19 22 Paul TUCKER (M)				
LAP	LAP TIME	DIFF	MPH	TIME OF DAY
1 -	2:39.008	14.947	67.21	13:52:55.425
2 -	2:24.228 (2)	0.167	74.10	13:55:19.653
3 -	2:24.333	0.272	74.05	13:57:43.986
4 -	2:24.299 (3)	0.238	74.06	14:00:08.285
5 -	2:24.061 (1)		74.19	14:02:32.346
6 -	2:24.440	0.379	73.99	14:04:56.786
7 -	2:24.645	0.584	73.89	14:07:21.431
8 -	2:26.693	2.632	72.86	14:09:48.124
9 -	2:25.869	1.808	73.27	14:12:13.993

P20 419 Martyn CANNING				
LAP	LAP TIME	DIFF	MPH	TIME OF DAY
1 -	2:38.089	15.110	67.60	13:52:54.506
2 -	2:23.274 (2)	0.295	74.59	13:55:17.780
3 -	2:27.619	4.640	72.40	13:57:45.399
4 -	2:23.631 (3)	0.652	74.41	14:00:09.030
5 -	2:25.683	2.704	73.36	14:02:34.713
6 -	2:22.979 (1)		74.75	14:04:57.692
7 -	2:24.621	1.642	73.90	14:07:22.313
8 -	2:24.659	1.680	73.88	14:09:46.972
9 -	2:26.232	3.253	73.08	14:12:13.204

Weather / Track : Cloudy / Dry

Snetterton 300
Circuit Length = 2.9689 miles
Start: 13:50 Flag 14:11 End: 14:13

BRSCC Mazda MX-5 Championship

RACE 2 - 1A - LAP ANALYSIS

DIFF = Difference To Personal Best Lap

P21 18 Clive POWLES (M)				
LAP	LAP TIME	DIFF	MPH	TIME OF DAY
1 -	2:38.137	15.167	67.58	13:52:54.554
2 -	2:22.970 (1)		74.75	13:55:17.524
3 -	3:43.460 P	1:20.490	47.82	13:59:00.984
4 -	2:27.377	4.407	72.52	14:01:28.361
5 -	2:25.565	2.595	73.42	14:03:53.926
6 -	2:25.211	2.241	73.60	14:06:19.137
7 -	2:24.661 (2)	1.691	73.88	14:08:43.798
8 -	2:24.955 (3)	1.985	73.73	14:11:08.753
9 -	2:25.577	2.607	73.41	14:13:34.330

P22 4 Adam BESSELL				
LAP	LAP TIME	DIFF	MPH	TIME OF DAY
1 -	2:34.413	12.620	69.21	13:52:50.830
2 -	2:22.948 (2)	1.155	74.76	13:55:13.778
3 -	2:23.988 (3)	2.195	74.22	13:57:37.766
4 -	2:24.039	2.246	74.20	14:00:01.805
5 -	2:21.793 (1)		75.37	14:02:23.598

P23 43 Lewis CANNON				
LAP	LAP TIME	DIFF	MPH	TIME OF DAY
1 -	2:45.925		64.41	13:53:02.342
2 -	3:53.386 P		45.79	13:56:55.728

BRSCC Mazda MX-5 Championship

RACE 4 - 1B - CLASSIFICATION

POS	NO	NAME	ENTRY	LAPS	TIME	GAP	DIFF	MPH	BEST	ON
1	69	Sam GENDY	Mazda MX-5 Mk1	9	22:02.416			72.74	2:25.572	4
2	7	Adrian BURGE (M)	Mazda MX-5 Mk1	9	22:02.620	0.204	0.204	72.72	2:25.025	5
3	15	Harry DEANE	Mazda MX-5 Mk1	9	22:02.827	0.411	0.207	72.71	2:22.859	8
4	60	Nick LE DOYEN (M)	Mazda MX-5 Mk1	9	22:17.120	14.704	14.293	71.94	2:26.289	2
5	19	Oliver ROBINSON (M)	Mazda MX-5 Mk1	9	22:18.285	15.869	1.165	71.87	2:25.831	3
6	25	Ivan LEARY (M)	Mazda MX-5 Mk1	9	22:19.227	16.811	0.942	71.82	2:26.503	2
7	74	Clive CHISNALL (M)	Mazda MX-5 Mk1	9	22:21.236	18.820	2.009	71.71	2:26.235	4
8	722	Alan HAWKINS (M)	Mazda MX-5 Mk1	9	22:21.400	18.984	0.164	71.71	2:26.784	4
9	96	Charles MUGGLESTONE	Mazda MX-5 Mk1	9	22:21.436	19.020	0.036	71.70	2:26.836	7
10	65	William HAYDEN	Mazda MX-5 Mk1	9	22:21.586	19.170	0.150	71.70	2:25.512	8
11	44	Bill TAYLOR	Mazda MX-5 Mk1	9	22:24.944	22.528	3.358	71.52	2:25.700	9
12	34	Callum GREATREX	Mazda MX-5 Mk1	9	22:31.801	29.385	6.857	71.15	2:25.670	7
13	24*	Oliver GRAHAM	Mazda MX-5 Mk1	9	22:36.653	34.237	4.852	70.90	2:26.039	8
14	55	Matthew POLLARD	Mazda MX-5 Mk1	9	22:36.861	34.445	0.208	70.89	2:26.464	8
15	45	Graham RUMSEY (M)	Mazda MX-5 Mk1	9	22:40.984	38.568	4.123	70.67	2:28.384	3
16	90	Bruce ROBINSON (M)	Mazda MX-5 Mk1	9	22:45.103	42.687	4.119	70.46	2:28.524	8
17	291	Luke SOUCH	Mazda MX-5 Mk1	9	22:45.625	43.209	0.522	70.43	2:28.967	8
18	40	David MARTIN	Mazda MX-5 Mk1	9	22:46.366	43.950	0.741	70.40	2:28.795	9
19	3	Richard WOOTTEN	Mazda MX-5 Mk1	9	22:47.497	45.081	1.131	70.34	2:26.649	9
20	78	Richard BARTLETT (M)	Mazda MX-5 Mk1	9	23:02.899	1:00.483	15.402	69.55	2:31.092	5
21	58	Dale WHITEMAN (M)	Mazda MX-5 Mk1	9	23:03.984	1:01.568	1.085	69.50	2:30.492	3

NOT CLASSIFIED

DNF	31	Bryn GRIFFITHS (M)	Mazda MX-5 Mk1	5	12:45.268	4 Laps	4 Laps	69.83	2:28.240	5
DNF	544	Jack MOODY	Mazda MX-5 Mk1	4	10:01.480	5 Laps	1 Lap	71.07	2:26.162	2
DNF	80	Anthony HUTCHINS (M)	Mazda MX-5 Mk1	4	10:47.562	5 Laps	46.081	66.02	2:26.523	2

FASTEST LAP

15	Harry DEANE	Mazda MX-5 Mk1	8	2:22.859	74.81 mph	120.40 kph
----	-------------	----------------	---	----------	-----------	------------

* Cars 24, 34 - 5 second penalty - exceeding track limits

* Car 24 - 10 second penalty - exceeding track limits

Weather / Track : Cloudy / Dry

These results are provisional until the conclusion of any judicial and technical matters.

Snetterton 300

Circuit Length = 2.9689 miles

Start: 15:21 Flag 15:43 End: 15:44

Clerk Of Course :	Timekeeper :
-------------------	--------------

BRSCC Mazda MX-5 Championship

RACE 4 - 1B - LAP CHART

LAP 1 @ 15:24:18.106			LAP 2 @ 15:26:44.068			LAP 3 @ 15:29:10.067			LAP 4 @ 15:31:35.639			LAP 5 @ 15:34:01.435		
NO	BEHIND	LAP TIME	NO	BEHIND	LAP TIME	NO	BEHIND	LAP TIME	NO	BEHIND	LAP TIME	NO	BEHIND	LAP TIME
69		2:34.454	69		2:25.962	69		2:25.999	69		2:25.572	69		2:25.796
80	0.634	2:35.088	7	0.647	2:25.902	7	0.496	2:25.848	7	1.301	2:26.377	7	0.530	2:25.025
7	0.707	2:35.161	80	1.195	2:26.523	80	2.491	2:27.295	60	7.512	2:28.831	60	8.373	2:26.657
25	1.327	2:35.781	25	1.868	2:26.503	25	3.761	2:27.892	19	7.908	2:28.309	19	9.273	2:27.161
544	2.190	2:36.644	544	2.390	2:26.162	544	3.981	2:27.590	34	9.108	2:26.311	34	9.282	2:25.970
34	2.547	2:37.001	60	3.254	2:26.289	60	4.253	2:26.998	74	9.434	2:26.235	15	10.318	2:25.291
60	2.927	2:37.381	19	5.339	2:26.342	19	5.171	2:25.831	544	9.493	2:31.084	74	11.375	2:27.737
74	3.689	2:38.143	34	6.198	2:29.613	34	8.369	2:28.170	722	10.603	2:26.784	25	12.686	2:27.650
19	4.959	2:39.413	74	6.680	2:28.953	74	8.771	2:28.090	15	10.823	2:25.663	722	13.322	2:28.515
45	5.397	2:39.851	65	7.343	2:27.107	722	9.391	2:27.003	25	10.832	2:32.643	96	13.594	2:27.432
722	5.517	2:39.971	45	8.159	2:28.724	96	10.448	2:27.511	96	11.958	2:27.082	24	13.760	2:27.320
96	5.750	2:40.204	722	8.387	2:28.832	45	10.544	2:28.384	24	12.236	2:26.936	65	15.635	2:27.210
65	6.198	2:40.652	96	8.936	2:29.148	15	10.732	2:24.372	65	14.221	2:28.499	45	21.025	2:30.443
24	8.422	2:42.876	24	9.067	2:26.607	24	10.872	2:27.804	45	16.378	2:31.406	44	21.906	2:26.585
44	9.103	2:43.557	15	12.359	2:27.303	65	11.294	2:29.950	44	21.117	2:28.082	31	27.485	2:28.240
55	9.195	2:43.649	55	14.781	2:31.548	3	18.350	2:28.768	3	23.583	2:30.805	90	29.908	2:29.487
90	9.816	2:44.270	90	14.834	2:30.980	44	18.607	2:29.540	31	25.041	2:29.257	291	30.279	2:29.496
3	9.933	2:44.387	44	15.066	2:31.925	90	20.435	2:31.600	90	26.217	2:31.354	55	30.294	2:27.350
291	10.422	2:44.876	3	15.581	2:31.610	31	21.356	2:30.755	291	26.579	2:30.704	40	32.321	2:30.234
31	10.846	2:45.300	291	16.192	2:31.732	291	21.447	2:31.254	40	27.883	2:30.616	78	35.408	2:31.092
15	11.018	2:45.472	31	16.600	2:31.716	40	22.839	2:31.497	55	28.740	2:27.702	58	37.426	2:31.797
40	11.055	2:45.509	40	17.341	2:32.248	78	23.916	2:32.096	78	30.112	2:31.768	3	39.324	2:41.537
78	11.946	2:46.400	78	17.819	2:31.835	58	24.400	2:30.492	58	31.425	2:32.597			
58	13.350	2:47.804	58	19.907	2:32.519	55	26.610	2:37.828	80	55.574	3:18.655 P			

Weather / Track : Cloudy / Dry

Snetterton 300

Circuit Length = 2.9689 miles

Start: 15:21 Flag 15:43 End: 15:44

BRSCC Mazda MX-5 Championship

RACE 4 - 1B - LAP CHART

LAP 6 @ 15:36:27.409			LAP 7 @ 15:38:53.298			LAP 8 @ 15:41:19.014			LAP 9 @ 15:43:46.068		
NO	BEHIND	LAP TIME	NO	BEHIND	LAP TIME	NO	BEHIND	LAP TIME	NO	BEHIND	LAP TIME
69		2:25.974	7		2:25.783	7		2:25.716	69		2:26.669
7	0.106	2:25.550	69	0.321	2:26.210	69	0.385	2:25.780	7	0.204	2:27.258
15	8.342	2:23.998	15	6.473	2:24.020	15	3.616	2:22.859	15	0.411	2:23.849
60	9.763	2:27.364	60	10.547	2:26.673	60	12.935	2:28.104	60	14.704	2:28.823
19	10.449	2:27.150	19	10.837	2:26.277	19	13.875	2:28.754	19	15.869	2:29.048
34	12.879	2:29.571	34	12.660	2:25.670	74	15.889	2:26.920	25	16.811	2:27.252
74	13.869	2:28.468	74	14.685	2:26.705	25	16.613	2:27.286	74	18.820	2:29.985
25	13.977	2:27.265	25	15.043	2:26.955	96	17.176	2:27.108	722	18.984	2:27.474
722	14.727	2:27.379	96	15.784	2:26.836	65	17.547	2:25.512	96	19.020	2:28.898
96	14.837	2:27.217	722	16.385	2:27.547	722	18.564	2:27.895	65	19.170	2:28.677
65	16.338	2:26.677	65	17.751	2:27.302	24	18.747	2:26.039	24	19.237	2:27.544
24	16.363	2:28.577	24	18.424	2:27.950	44	23.882	2:26.548	44	22.528	2:25.700
44	22.208	2:26.276	44	23.050	2:26.731	34	24.534	2:37.590	34	24.385	2:26.905
45	26.144	2:31.093	45	31.593	2:31.338	55	34.581	2:26.464	55	34.445	2:26.918
55	32.700	2:28.380	55	33.833	2:27.022	45	35.688	2:29.811	45	38.568	2:29.934
90	34.096	2:30.162	90	37.332	2:29.125	90	40.140	2:28.524	90	42.687	2:29.601
291	34.638	2:30.333	291	37.872	2:29.123	291	41.123	2:28.967	291	43.209	2:29.140
40	35.204	2:28.857	40	38.601	2:29.286	40	42.209	2:29.324	40	43.950	2:28.795
3	41.908	2:28.558	3	43.962	2:27.943	3	45.486	2:27.240	3	45.081	2:26.649
78	42.037	2:32.603	78	48.648	2:32.500	78	54.656	2:31.724	78	1:00.483	2:32.881
58	43.198	2:31.746	58	50.839	2:33.530	58	57.179	2:32.056	58	1:01.568	2:31.443

Weather / Track : Cloudy / Dry

BRSCC Mazda MX-5 Championship

RACE 4 - 1B - LAP ANALYSIS

DIFF = Difference To Personal Best Lap

P1 69 Sam GENDY				
LAP	LAP TIME	DIFF	MPH	TIME OF DAY
1 -	2:34.454	8.882	69.19	15:24:18.106
2 -	2:25.962	0.390	73.22	15:26:44.068
3 -	2:25.999	0.427	73.20	15:29:10.067
4 -	2:25.572 (1)		73.42	15:31:35.639
5 -	2:25.796 (3)	0.224	73.30	15:34:01.435
6 -	2:25.974	0.402	73.21	15:36:27.409
7 -	2:26.210	0.638	73.10	15:38:53.619
8 -	2:25.780 (2)	0.208	73.31	15:41:19.399
9 -	2:26.669	1.097	72.87	15:43:46.068

P2 7 Adrian BURGE (M)				
LAP	LAP TIME	DIFF	MPH	TIME OF DAY
1 -	2:35.161	10.136	68.88	15:24:18.813
2 -	2:25.902	0.877	73.25	15:26:44.715
3 -	2:25.848	0.823	73.28	15:29:10.563
4 -	2:26.377	1.352	73.01	15:31:36.940
5 -	2:25.025 (1)		73.69	15:34:01.965
6 -	2:25.550 (2)	0.525	73.43	15:36:27.515
7 -	2:25.783	0.758	73.31	15:38:53.298
8 -	2:25.716 (3)	0.691	73.34	15:41:19.014
9 -	2:27.258	2.233	72.58	15:43:46.272

P3 15 Harry DEANE				
LAP	LAP TIME	DIFF	MPH	TIME OF DAY
1 -	2:45.472	22.613	64.59	15:24:29.124
2 -	2:27.303	4.444	72.55	15:26:56.427
3 -	2:24.372	1.513	74.03	15:29:20.799
4 -	2:25.663	2.804	73.37	15:31:46.462
5 -	2:25.291	2.432	73.56	15:34:11.753
6 -	2:23.998 (3)	1.139	74.22	15:36:35.751
7 -	2:24.020	1.161	74.21	15:38:59.771
8 -	2:22.859 (1)		74.81	15:41:22.630
9 -	2:23.849 (2)	0.990	74.30	15:43:46.479

P4 60 Nick LE DOYEN (M)				
LAP	LAP TIME	DIFF	MPH	TIME OF DAY
1 -	2:37.381	11.092	67.91	15:24:21.033
2 -	2:26.289 (1)		73.06	15:26:47.322
3 -	2:26.998	0.709	72.70	15:29:14.320
4 -	2:28.831	2.542	71.81	15:31:43.151
5 -	2:26.657 (2)	0.368	72.87	15:34:09.808
6 -	2:27.364	1.075	72.52	15:36:37.172
7 -	2:26.673 (3)	0.384	72.87	15:39:03.845
8 -	2:28.104	1.815	72.16	15:41:31.949
9 -	2:28.823	2.534	71.81	15:44:00.772

P5 19 Oliver ROBINSON (M)				
LAP	LAP TIME	DIFF	MPH	TIME OF DAY
1 -	2:39.413	13.582	67.04	15:24:23.065
2 -	2:26.342 (3)	0.511	73.03	15:26:49.407
3 -	2:25.831 (1)		73.29	15:29:15.238
4 -	2:28.309	2.478	72.06	15:31:43.547
5 -	2:27.161	1.330	72.62	15:34:10.708
6 -	2:27.150	1.319	72.63	15:36:37.858
7 -	2:26.277 (2)	0.446	73.06	15:39:04.135
8 -	2:28.754	2.923	71.85	15:41:32.889
9 -	2:29.048	3.217	71.70	15:44:01.937

DIFF = Difference To Personal Best Lap

P6 25 Ivan LEARY (M)				
LAP	LAP TIME	DIFF	MPH	TIME OF DAY
1 -	2:35.781	9.278	68.60	15:24:19.433
2 -	2:26.503 (1)		72.95	15:26:45.936
3 -	2:27.892	1.389	72.26	15:29:13.828
4 -	2:32.643	6.140	70.02	15:31:46.471
5 -	2:27.650	1.147	72.38	15:34:14.121
6 -	2:27.265	0.762	72.57	15:36:41.386
7 -	2:26.955 (2)	0.452	72.73	15:39:08.341
8 -	2:27.286	0.783	72.56	15:41:35.627
9 -	2:27.252 (3)	0.749	72.58	15:44:02.879

P7 74 Clive CHISNALL (M)				
LAP	LAP TIME	DIFF	MPH	TIME OF DAY
1 -	2:38.143	11.908	67.58	15:24:21.795
2 -	2:28.953	2.718	71.75	15:26:50.748
3 -	2:28.090	1.855	72.17	15:29:18.838
4 -	2:26.235 (1)		73.08	15:31:45.073
5 -	2:27.737	1.502	72.34	15:34:12.810
6 -	2:28.468	2.233	71.98	15:36:41.278
7 -	2:26.705 (2)	0.470	72.85	15:39:07.983
8 -	2:26.920 (3)	0.685	72.74	15:41:34.903
9 -	2:29.985	3.750	71.26	15:44:04.888

P8 722 Alan HAWKINS (M)				
LAP	LAP TIME	DIFF	MPH	TIME OF DAY
1 -	2:39.971	13.187	66.81	15:24:23.623
2 -	2:28.832	2.048	71.81	15:26:52.455
3 -	2:27.003 (2)	0.219	72.70	15:29:19.458
4 -	2:26.784 (1)		72.81	15:31:46.242
5 -	2:28.515	1.731	71.96	15:34:14.757
6 -	2:27.379 (3)	0.595	72.52	15:36:42.136
7 -	2:27.547	0.763	72.43	15:39:09.683
8 -	2:27.895	1.111	72.26	15:41:37.578
9 -	2:27.474	0.690	72.47	15:44:05.052

P9 96 Charles MUGGLESTONE				
LAP	LAP TIME	DIFF	MPH	TIME OF DAY
1 -	2:40.204	13.368	66.71	15:24:23.856
2 -	2:29.148	2.312	71.66	15:26:53.004
3 -	2:27.511	0.675	72.45	15:29:20.515
4 -	2:27.082 (2)	0.246	72.66	15:31:47.597
5 -	2:27.432	0.596	72.49	15:34:15.029
6 -	2:27.217	0.381	72.60	15:36:42.246
7 -	2:26.836 (1)		72.78	15:39:09.082
8 -	2:27.108 (3)	0.272	72.65	15:41:36.190
9 -	2:28.898	2.062	71.78	15:44:05.088

P10 65 William HAYDEN				
LAP	LAP TIME	DIFF	MPH	TIME OF DAY
1 -	2:40.652	15.140	66.52	15:24:24.304
2 -	2:27.107 (3)	1.595	72.65	15:26:51.411
3 -	2:29.950	4.438	71.27	15:29:21.361
4 -	2:28.499	2.987	71.97	15:31:49.860
5 -	2:27.210	1.698	72.60	15:34:17.070
6 -	2:26.677 (2)	1.165	72.86	15:36:43.747
7 -	2:27.302	1.790	72.55	15:39:11.049
8 -	2:25.512 (1)		73.45	15:41:36.561
9 -	2:28.677	3.165	71.88	15:44:05.238

Weather / Track : Cloudy / Dry

Snetterton 300
Circuit Length = 2.9689 miles
Start: 15:21 Flag 15:43 End: 15:44

BRSCC Mazda MX-5 Championship

RACE 4 - 1B - LAP ANALYSIS

DIFF = Difference To Personal Best Lap

P11 44 Bill TAYLOR				
LAP	LAP TIME	DIFF	MPH	TIME OF DAY
1 -	2:43.557	17.857	65.34	15:24:27.209
2 -	2:31.925	6.225	70.35	15:26:59.134
3 -	2:29.540	3.840	71.47	15:29:28.674
4 -	2:28.082	2.382	72.17	15:31:56.756
5 -	2:26.585	0.885	72.91	15:34:23.341
6 -	2:26.276 (2)	0.576	73.06	15:36:49.617
7 -	2:26.731	1.031	72.84	15:39:16.348
8 -	2:26.548 (3)	0.848	72.93	15:41:42.896
9 -	2:25.700 (1)		73.35	15:44:08.596

P12 34 Callum GREATREX				
LAP	LAP TIME	DIFF	MPH	TIME OF DAY
1 -	2:37.001	11.331	68.07	15:24:20.653
2 -	2:29.613	3.943	71.43	15:26:50.266
3 -	2:28.170	2.500	72.13	15:29:18.436
4 -	2:26.311 (3)	0.641	73.05	15:31:44.747
5 -	2:25.970 (2)	0.300	73.22	15:34:10.717
6 -	2:29.571	3.901	71.45	15:36:40.288
7 -	2:25.670 (1)		73.37	15:39:05.958
8 -	2:37.590	11.920	67.82	15:41:43.548
9 -	2:26.905	1.235	72.75	15:44:10.453

P13 24 Oliver GRAHAM				
LAP	LAP TIME	DIFF	MPH	TIME OF DAY
1 -	2:42.876	16.837	65.62	15:24:26.528
2 -	2:26.607 (2)	0.568	72.90	15:26:53.135
3 -	2:27.804	1.765	72.31	15:29:20.939
4 -	2:26.936 (3)	0.897	72.73	15:31:47.875
5 -	2:27.320	1.281	72.55	15:34:15.195
6 -	2:28.577	2.538	71.93	15:36:43.772
7 -	2:27.950	1.911	72.24	15:39:11.722
8 -	2:26.039 (1)		73.18	15:41:37.761
9 -	2:27.544	1.505	72.43	15:44:05.305

P14 55 Matthew POLLARD				
LAP	LAP TIME	DIFF	MPH	TIME OF DAY
1 -	2:43.649	17.185	65.31	15:24:27.301
2 -	2:31.548	5.084	70.52	15:26:58.849
3 -	2:37.828	11.364	67.71	15:29:36.677
4 -	2:27.702	1.238	72.36	15:32:04.379
5 -	2:27.350	0.886	72.53	15:34:31.729
6 -	2:28.380	1.916	72.03	15:37:00.109
7 -	2:27.022 (3)	0.558	72.69	15:39:27.131
8 -	2:26.464 (1)		72.97	15:41:53.595
9 -	2:26.918 (2)	0.454	72.74	15:44:20.513

P15 45 Graham RUMSEY (M)				
LAP	LAP TIME	DIFF	MPH	TIME OF DAY
1 -	2:39.851	11.467	66.86	15:24:23.503
2 -	2:28.724 (2)	0.340	71.86	15:26:52.227
3 -	2:28.384 (1)		72.02	15:29:20.611
4 -	2:31.406	3.022	70.59	15:31:52.017
5 -	2:30.443	2.059	71.04	15:34:22.460
6 -	2:31.093	2.709	70.73	15:36:53.553
7 -	2:31.338	2.954	70.62	15:39:24.891
8 -	2:29.811 (3)	1.427	71.34	15:41:54.702
9 -	2:29.934	1.550	71.28	15:44:24.636

DIFF = Difference To Personal Best Lap

P16 90 Bruce ROBINSON (M)				
LAP	LAP TIME	DIFF	MPH	TIME OF DAY
1 -	2:44.270	15.746	65.06	15:24:27.922
2 -	2:30.980	2.456	70.79	15:26:58.902
3 -	2:31.600	3.076	70.50	15:29:30.502
4 -	2:31.354	2.830	70.61	15:32:01.856
5 -	2:29.487 (3)	0.963	71.49	15:34:31.343
6 -	2:30.162	1.638	71.17	15:37:01.505
7 -	2:29.125 (2)	0.601	71.67	15:39:30.630
8 -	2:28.524 (1)		71.96	15:41:59.154
9 -	2:29.601	1.077	71.44	15:44:28.755

P17 291 Luke SOUCH				
LAP	LAP TIME	DIFF	MPH	TIME OF DAY
1 -	2:44.876	15.909	64.82	15:24:28.528
2 -	2:31.732	2.765	70.44	15:27:00.260
3 -	2:31.254	2.287	70.66	15:29:31.514
4 -	2:30.704	1.737	70.92	15:32:02.218
5 -	2:29.496	0.529	71.49	15:34:31.714
6 -	2:30.333	1.366	71.09	15:37:02.047
7 -	2:29.123 (2)	0.156	71.67	15:39:31.170
8 -	2:28.967 (1)		71.74	15:42:00.137
9 -	2:29.140 (3)	0.173	71.66	15:44:29.277

P18 40 David MARTIN				
LAP	LAP TIME	DIFF	MPH	TIME OF DAY
1 -	2:45.509	16.714	64.57	15:24:29.161
2 -	2:32.248	3.453	70.20	15:27:01.409
3 -	2:31.497	2.702	70.54	15:29:32.906
4 -	2:30.616	1.821	70.96	15:32:03.522
5 -	2:30.234	1.439	71.14	15:34:33.756
6 -	2:28.857 (2)	0.062	71.80	15:37:02.613
7 -	2:29.286 (3)	0.491	71.59	15:39:31.899
8 -	2:29.324	0.529	71.57	15:42:01.223
9 -	2:28.795 (1)		71.83	15:44:30.018

P19 3 Richard WOOTTEN				
LAP	LAP TIME	DIFF	MPH	TIME OF DAY
1 -	2:44.387	17.738	65.01	15:24:28.039
2 -	2:31.610	4.961	70.49	15:26:59.649
3 -	2:28.768	2.119	71.84	15:29:28.417
4 -	2:30.805	4.156	70.87	15:31:59.222
5 -	2:41.537	14.888	66.16	15:34:40.759
6 -	2:28.558	1.909	71.94	15:37:09.317
7 -	2:27.943 (3)	1.294	72.24	15:39:37.260
8 -	2:27.240 (2)	0.591	72.58	15:42:04.500
9 -	2:26.649 (1)		72.88	15:44:31.149

P20 78 Richard BARTLETT (M)				
LAP	LAP TIME	DIFF	MPH	TIME OF DAY
1 -	2:46.400	15.308	64.23	15:24:30.052
2 -	2:31.835	0.743	70.39	15:27:01.887
3 -	2:32.096	1.004	70.27	15:29:33.983
4 -	2:31.768 (3)	0.676	70.42	15:32:05.751
5 -	2:31.092 (1)		70.73	15:34:36.843
6 -	2:32.603	1.511	70.03	15:37:09.446
7 -	2:32.500	1.408	70.08	15:39:41.946
8 -	2:31.724 (2)	0.632	70.44	15:42:13.670
9 -	2:32.881	1.789	69.91	15:44:46.551

Weather / Track : Cloudy / Dry

Snetterton 300
Circuit Length = 2.9689 miles
Start: 15:21 Flag 15:43 End: 15:44

BRSCC Mazda MX-5 Championship

RACE 4 - 1B - LAP ANALYSIS

DIFF = Difference To Personal Best Lap

P21 58 Dale WHITEMAN (M)				
LAP	LAP TIME	DIFF	MPH	TIME OF DAY
1 -	2:47.804	17.312	63.69	15:24:31.456
2 -	2:32.519	2.027	70.07	15:27:03.975
3 -	2:30.492 (1)		71.02	15:29:34.467
4 -	2:32.597	2.105	70.04	15:32:07.064
5 -	2:31.797	1.305	70.41	15:34:38.861
6 -	2:31.746 (3)	1.254	70.43	15:37:10.607
7 -	2:33.530	3.038	69.61	15:39:44.137
8 -	2:32.056	1.564	70.29	15:42:16.193
9 -	2:31.443 (2)	0.951	70.57	15:44:47.636

P22 31 Bryn GRIFFITHS (M)				
LAP	LAP TIME	DIFF	MPH	TIME OF DAY
1 -	2:45.300	17.060	64.65	15:24:28.952
2 -	2:31.716	3.476	70.44	15:27:00.668
3 -	2:30.755 (3)	2.515	70.89	15:29:31.423
4 -	2:29.257 (2)	1.017	71.60	15:32:00.680
5 -	2:28.240 (1)		72.09	15:34:28.920


P23 544 Jack MOODY				
LAP	LAP TIME	DIFF	MPH	TIME OF DAY
1 -	2:36.644	10.482	68.23	15:24:20.296
2 -	2:26.162 (1)		73.12	15:26:46.458
3 -	2:27.590 (2)	1.428	72.41	15:29:14.048
4 -	2:31.084 (3)	4.922	70.74	15:31:45.132

P24 80 Anthony HUTCHINS (M)				
LAP	LAP TIME	DIFF	MPH	TIME OF DAY
1 -	2:35.088	8.565	68.91	15:24:18.740
2 -	2:26.523 (1)		72.94	15:26:45.263
3 -	2:27.295 (2)	0.772	72.56	15:29:12.558
4 -	3:18.655 P	52.132	53.80	15:32:31.213

BRSCC Mazda MX-5 Championship
RACE 10 - 2A - GRID (20 minutes)

ROW 12	23	60 Nick LE DOYEN (M)	24	19 Oliver ROBINSON (M)
ROW 11	21	7 Adrian BURGE (M)	22	15 Harry DEANE
ROW 10	19	22 Paul TUCKER (M)	20	69 Sam GENDY
ROW 9	17	777 Courtney MILNES	18	42 Paul BATEMAN (M)
ROW 8	15	67 Simon ORANGE (M)	16	6 Jack WARRY
ROW 7	13	29 Adam CRAIG	14	5 John LANGRIDGE
ROW 6	11	81 Sebastian FISHER	12	10 Teddy CLARK
ROW 5	9	77 Stephen FODEN	10	54 Marcus BAILEY (M)
ROW 4	7	94 Charlie BURGE	8	33 Jason GREATREX
ROW 3	5	88 Stuart SYMONDS	6	23 Martin TOLLEY (M)
ROW 2	3	83 Brian TROTT	4	158 Mike COMBER
ROW 1	1	63 Oliver ALLWOOD	2	1 Will BLACKWELL-CHAMBERS

Pole



Snetterton 300
 Circuit Length = 2.9689 miles


These results are provisional until the conclusion of any judicial and technical matters.

Clerk Of Course :	Timekeeper :
-------------------	--------------

BRSCC Mazda MX-5 Championship
RACE 13 - 2B - GRID (20 minutes)

ROW 13	25	2 Jake STYLES	
ROW 12	23	544 Jack MOODY	24 80 Anthony HUTCHINS (M)
ROW 11	21	58 Dale WHITEMAN (M)	22 31 Bryn GRIFFITHS (M)
ROW 10	19	3 Richard WOOTTEN	20 78 Richard BARTLETT (M)
ROW 9	17	291 Luke SOUCH	18 40 David MARTIN
ROW 8	15	45 Graham RUMSEY (M)	16 90 Bruce ROBINSON (M)
ROW 7	13	24 Oliver GRAHAM	14 55 Matthew POLLARD
ROW 6	11	44 Bill TAYLOR	12 34 Callum GREATREX
ROW 5	9	96 Charles MUGGLESTONE	10 65 William HAYDEN
ROW 4	7	74 Clive CHISNALL (M)	8 722 Alan HAWKINS (M)
ROW 3	5	36 Samuel SMITH	6 25 Ivan LEARY (M)
ROW 2	3	4 Adam BESSELL	4 43 Lewis CANNON
ROW 1	1	419 Martyn CANNING	2 18 Clive POWLES (M)

Pole



Snetterton 300
 Circuit Length = 2.9689 miles

These results are provisional until the conclusion of any judicial and technical matters.

Clerk Of Course :		Timekeeper :
-------------------	--	--------------

BRSCC Mazda MX-5 Championship

RACE 10 - 2A - CLASSIFICATION

POS	NO	NAME	ENTRY	LAPS	TIME	GAP	DIFF	MPH	BEST	ON
1	63	Oliver ALLWOOD	Mazda MX-5 Mk1	8	19:00.397			74.97	2:21.356	4
2	158	Mike COMBER	Mazda MX-5 Mk1	8	19:01.382	0.985	0.985	74.91	2:21.004	3
3	33	Jason GREATREX	Mazda MX-5 Mk1	8	19:01.522	1.125	0.140	74.90	2:21.308	5
4	83	Brian TROTT	Mazda MX-5 Mk1	8	19:01.584	1.187	0.062	74.90	2:21.224	4
5	1	Will BLACKWELL-CHAMBERS	Mazda MX-5 Mk1	8	19:01.749	1.352	0.165	74.88	2:21.227	4
6	94	Charlie BURGE	Mazda MX-5 Mk1	8	19:08.635	8.238	6.886	74.44	2:21.719	7
7	77	Stephen FODEN	Mazda MX-5 Mk1	8	19:09.031	8.634	0.396	74.41	2:21.479	4
8	88	Stuart SYMONDS	Mazda MX-5 Mk1	8	19:09.300	8.903	0.269	74.39	2:22.040	7
9	10	Teddy CLARK	Mazda MX-5 Mk1	8	19:12.086	11.689	2.786	74.21	2:21.865	4
10	81	Sebastian FISHER	Mazda MX-5 Mk1	8	19:14.290	13.893	2.204	74.07	2:22.358	7
11	29	Adam CRAIG	Mazda MX-5 Mk1	8	19:16.861	16.464	2.571	73.91	2:22.414	4
12	23*	Martin TOLLEY (M)	Mazda MX-5 Mk1	8	19:22.309	21.912	5.448	73.56	2:22.326	8
13	6	Jack WARRY	Mazda MX-5 Mk1	8	19:24.087	23.690	1.778	73.45	2:23.033	7
14	15	Harry DEANE	Mazda MX-5 Mk1	8	19:27.222	26.825	3.135	73.25	2:22.649	7
15	67	Simon ORANGE (M)	Mazda MX-5 Mk1	8	19:28.103	27.706	0.881	73.19	2:23.950	3
16	42	Paul BATEMAN (M)	Mazda MX-5 Mk1	8	19:28.930	28.533	0.827	73.14	2:23.235	4
17	54	Marcus BAILEY (M)	Mazda MX-5 Mk1	8	19:34.713	34.316	5.783	72.78	2:22.843	7
18	777	Courtney MILNES	Mazda MX-5 Mk1	8	19:37.120	36.723	2.407	72.63	2:23.200	5
19	60	Nick LE DOYEN (M)	Mazda MX-5 Mk1	8	19:37.174	36.777	0.054	72.63	2:24.673	5
20	22	Paul TUCKER (M)	Mazda MX-5 Mk1	8	19:37.236	36.839	0.062	72.63	2:24.710	6
21	19	Oliver ROBINSON (M)	Mazda MX-5 Mk1	8	19:48.722	48.325	11.486	71.92	2:25.192	3
22	7	Adrian BURGE (M)	Mazda MX-5 Mk1	8	19:49.917	49.520	1.195	71.85	2:25.496	6
23	69	Sam GENDY	Mazda MX-5 Mk1	8	19:50.103	49.706	0.186	71.84	2:25.229	6
24	5	John LANGRIDGE	Mazda MX-5 Mk1	8	20:29.576	1:29.179	39.473	69.53	2:23.692	6

FASTEST LAP

158	Mike COMBER	Mazda MX-5 Mk1	3	2:21.004	75.79 mph	121.98 kph
-----	-------------	----------------	---	----------	-----------	------------

* Car 23 - 5 second penalty - exceeding track limits

Weather / Track : Cloudy / Dry

These results are provisional until the conclusion of any judicial and technical matters.

Snetterton 300

Circuit Length = 2.9689 miles

Start: 10:34 Flag 10:53 End: 10:54

Clerk Of Course :	Timekeeper :
-------------------	--------------

BRSCC Mazda MX-5 Championship

RACE 10 - 2A - LAP CHART

LAP 1 @ 10:36:44.692			LAP 2 @ 10:39:06.258			LAP 3 @ 10:41:27.669			LAP 4 @ 10:43:49.025			LAP 5 @ 10:46:11.013		
NO	BEHIND	LAP TIME	NO	BEHIND	LAP TIME	NO	BEHIND	LAP TIME	NO	BEHIND	LAP TIME	NO	BEHIND	LAP TIME
63		2:28.191	63		2:21.566	63		2:21.411	63		2:21.356	63		2:21.988
1	0.342	2:28.533	83	0.253	2:21.411	83	0.226	2:21.384	83	0.094	2:21.224	1	0.101	2:21.814
83	0.408	2:28.599	1	0.378	2:21.602	1	0.404	2:21.437	1	0.275	2:21.227	83	0.258	2:22.152
158	0.864	2:29.055	158	1.055	2:21.757	158	0.648	2:21.004	158	0.622	2:21.330	158	0.741	2:22.107
33	1.612	2:29.803	33	1.524	2:21.478	33	1.578	2:21.465	33	2.387	2:22.165	33	1.707	2:21.308
23	2.395	2:30.586	88	5.630	2:24.667	88	6.300	2:22.081	88	7.077	2:22.133	94	7.660	2:22.307
88	2.529	2:30.720	10	5.873	2:24.106	94	6.684	2:22.118	94	7.341	2:22.013	88	8.050	2:22.961
94	2.909	2:31.100	94	5.977	2:24.634	10	7.118	2:22.656	10	7.627	2:21.865	10	8.327	2:22.688
10	3.333	2:31.524	23	6.658	2:25.829	77	8.749	2:22.906	77	8.872	2:21.479	77	8.915	2:22.031
77	5.124	2:33.315	77	7.254	2:23.696	23	8.846	2:23.599	81	10.984	2:22.608	81	12.261	2:23.265
81	6.898	2:35.089	81	8.371	2:23.039	81	9.732	2:22.772	23	11.103	2:23.613	29	13.449	2:23.924
29	6.992	2:35.183	29	8.691	2:23.265	29	10.455	2:23.175	29	11.513	2:22.414	23	13.451	2:24.336
67	7.728	2:35.919	67	10.427	2:24.265	67	12.966	2:23.950	67	16.058	2:24.448	6	18.629	2:23.690
42	8.446	2:36.637	42	11.516	2:24.636	6	15.122	2:24.820	6	16.927	2:23.161	67	18.862	2:24.792
6	8.527	2:36.718	6	11.713	2:24.752	42	15.435	2:25.330	42	17.314	2:23.235	42	19.321	2:23.995
69	9.109	2:37.300	69	12.989	2:25.446	69	18.238	2:26.660	22	22.719	2:25.732	15	24.182	2:23.113
60	9.997	2:38.188	22	14.314	2:25.582	22	18.343	2:25.440	15	23.057	2:25.555	22	25.835	2:25.104
22	10.298	2:38.489	60	14.650	2:26.219	60	18.686	2:25.447	60	23.673	2:26.343	60	26.358	2:24.673
19	13.370	2:41.561	15	17.142	2:25.128	15	18.858	2:23.127	69	24.524	2:27.642	777	26.492	2:23.200
7	13.462	2:41.653	19	18.505	2:26.701	19	22.286	2:25.192	777	25.280	2:24.194	69	29.557	2:27.021
15	13.580	2:41.771	7	18.955	2:27.059	777	22.442	2:24.419	19	28.668	2:27.738	54	29.975	2:22.976
777	16.839	2:45.030	777	19.434	2:24.161	7	23.093	2:25.549	7	28.824	2:27.087	19	32.541	2:25.861
54	23.097	2:51.288	54	25.011	2:23.480	54	26.948	2:23.348	54	28.987	2:23.395	7	32.944	2:26.108
5	1:07.830	3:36.021 P	5	1:13.875	2:27.611	5	1:16.205	2:23.741	5	1:18.777	2:23.928	5	1:20.803	2:24.014

Weather / Track : Cloudy / Dry

Snetterton 300

Circuit Length = 2.9689 miles

Start: 10:34 Flag 10:53 End: 10:54

BRSCC Mazda MX-5 Championship

RACE 10 - 2A - LAP CHART

LAP 6 @ 10:48:33.625			LAP 7 @ 10:50:55.006			LAP 8 @ 10:53:16.898		
NO	BEHIND	LAP TIME	NO	BEHIND	LAP TIME	NO	BEHIND	LAP TIME
63		2:22.612	63		2:21.381	63		2:21.892
83	0.108	2:22.462	83	0.386	2:21.659	158	0.985	2:21.593
1	0.461	2:22.972	1	0.719	2:21.639	33	1.125	2:21.419
158	0.728	2:22.599	158	1.284	2:21.937	83	1.187	2:22.693
33	0.886	2:21.791	33	1.598	2:22.093	1	1.352	2:22.525
94	7.671	2:22.623	94	8.009	2:21.719	94	8.238	2:22.121
77	7.857	2:21.554	77	8.446	2:21.970	77	8.634	2:22.080
88	7.965	2:22.527	88	8.624	2:22.040	88	8.903	2:22.171
10	8.865	2:23.150	10	9.796	2:22.312	10	11.689	2:23.785
81	12.133	2:22.484	81	13.110	2:22.358	81	13.893	2:22.675
29	14.476	2:23.639	29	15.887	2:22.792	29	16.464	2:22.469
23	15.091	2:24.252	23	16.478	2:22.768	23	16.912	2:22.326
6	20.597	2:24.580	6	22.249	2:23.033	6	23.690	2:23.333
42	21.937	2:25.228	42	24.963	2:24.407	15	26.825	2:23.190
67	22.232	2:25.982	67	25.085	2:24.234	67	27.706	2:24.513
15	24.259	2:22.689	15	25.527	2:22.649	42	28.533	2:25.462
22	27.933	2:24.710	22	32.003	2:25.451	54	34.316	2:23.788
60	28.421	2:24.675	777	32.178	2:25.027	777	36.723	2:26.437
777	28.532	2:24.652	54	32.420	2:22.843	60	36.777	2:25.375
54	30.958	2:23.595	60	33.294	2:26.254	22	36.839	2:26.728
69	32.174	2:25.229	19	43.322	2:28.850	19	48.325	2:26.895
7	35.828	2:25.496	69	43.482	2:32.689	7	49.520	2:27.892
19	35.853	2:25.924	7	43.520	2:29.073	69	49.706	2:28.116
5	1:21.883	2:23.692	5	1:24.771	2:24.269	5	1:29.179	2:26.300

Weather / Track : Cloudy / Dry

BRSCC Mazda MX-5 Championship

RACE 10 - 2A - LAP ANALYSIS

DIFF = Difference To Personal Best Lap

P1 63 Oliver ALLWOOD				
LAP	LAP TIME	DIFF	MPH	TIME OF DAY
1 -	2:28.191	6.835	72.12	10:36:44.692
2 -	2:21.566	0.210	75.49	10:39:06.258
3 -	2:21.411 (3)	0.055	75.58	10:41:27.669
4 -	2:21.356 (1)		75.61	10:43:49.025
5 -	2:21.988	0.632	75.27	10:46:11.013
6 -	2:22.612	1.256	74.94	10:48:33.625
7 -	2:21.381 (2)	0.025	75.59	10:50:55.006
8 -	2:21.892	0.536	75.32	10:53:16.898

P2 158 Mike COMBER				
LAP	LAP TIME	DIFF	MPH	TIME OF DAY
1 -	2:29.055	8.051	71.70	10:36:45.556
2 -	2:21.757	0.753	75.39	10:39:07.313
3 -	2:21.004 (1)		75.79	10:41:28.317
4 -	2:21.330 (2)	0.326	75.62	10:43:49.647
5 -	2:22.107	1.103	75.21	10:46:11.754
6 -	2:22.599	1.595	74.95	10:48:34.353
7 -	2:21.937	0.933	75.30	10:50:56.290
8 -	2:21.593 (3)	0.589	75.48	10:53:17.883

P3 33 Jason GREATREX				
LAP	LAP TIME	DIFF	MPH	TIME OF DAY
1 -	2:29.803	8.495	71.34	10:36:46.304
2 -	2:21.478	0.170	75.54	10:39:07.782
3 -	2:21.465 (3)	0.157	75.55	10:41:29.247
4 -	2:22.165	0.857	75.18	10:43:51.412
5 -	2:21.308 (1)		75.63	10:46:12.720
6 -	2:21.791	0.483	75.37	10:48:34.511
7 -	2:22.093	0.785	75.21	10:50:56.604
8 -	2:21.419 (2)	0.111	75.57	10:53:18.023

P4 83 Brian TROTT				
LAP	LAP TIME	DIFF	MPH	TIME OF DAY
1 -	2:28.599	7.375	71.92	10:36:45.100
2 -	2:21.411 (3)	0.187	75.58	10:39:06.511
3 -	2:21.384 (2)	0.160	75.59	10:41:27.895
4 -	2:21.224 (1)		75.68	10:43:49.119
5 -	2:22.152	0.928	75.18	10:46:11.271
6 -	2:22.462	1.238	75.02	10:48:33.733
7 -	2:21.659	0.435	75.44	10:50:55.392
8 -	2:22.693	1.469	74.90	10:53:18.085

P5 1 Will BLACKWELL-CHAMBERS				
LAP	LAP TIME	DIFF	MPH	TIME OF DAY
1 -	2:28.533	7.306	71.95	10:36:45.034
2 -	2:21.602 (3)	0.375	75.47	10:39:06.636
3 -	2:21.437 (2)	0.210	75.56	10:41:28.073
4 -	2:21.227 (1)		75.68	10:43:49.300
5 -	2:21.814	0.587	75.36	10:46:11.114
6 -	2:22.972	1.745	74.75	10:48:34.086
7 -	2:21.639	0.412	75.46	10:50:55.725
8 -	2:22.525	1.298	74.99	10:53:18.250

P6 94 Charlie BURGE				
LAP	LAP TIME	DIFF	MPH	TIME OF DAY
1 -	2:31.100	9.381	70.73	10:36:47.601
2 -	2:24.634	2.915	73.89	10:39:12.235

DIFF = Difference To Personal Best Lap

3 -	2:22.118 (3)	0.399	75.20	10:41:34.353
4 -	2:22.013 (2)	0.294	75.26	10:43:56.366
5 -	2:22.307	0.588	75.10	10:46:18.673
6 -	2:22.623	0.904	74.93	10:48:41.296
7 -	2:21.719 (1)		75.41	10:51:03.015
8 -	2:22.121	0.402	75.20	10:53:25.136

P7 77 Stephen FODEN				
LAP	LAP TIME	DIFF	MPH	TIME OF DAY
1 -	2:33.315	11.836	69.71	10:36:49.816
2 -	2:23.696	2.217	74.37	10:39:13.512
3 -	2:22.906	1.427	74.79	10:41:36.418
4 -	2:21.479 (1)		75.54	10:43:57.897
5 -	2:22.031	0.552	75.25	10:46:19.928
6 -	2:21.554 (2)	0.075	75.50	10:48:41.482
7 -	2:21.970 (3)	0.491	75.28	10:51:03.452
8 -	2:22.080	0.601	75.22	10:53:25.532

P8 88 Stuart SYMONDS				
LAP	LAP TIME	DIFF	MPH	TIME OF DAY
1 -	2:30.720	8.680	70.91	10:36:47.221
2 -	2:24.667	2.627	73.88	10:39:11.888
3 -	2:22.081 (2)	0.041	75.22	10:41:33.969
4 -	2:22.133 (3)	0.093	75.19	10:43:56.102
5 -	2:22.961	0.921	74.76	10:46:19.063
6 -	2:22.527	0.487	74.98	10:48:41.590
7 -	2:22.040 (1)		75.24	10:51:03.630
8 -	2:22.171	0.131	75.17	10:53:25.801

P9 10 Teddy CLARK				
LAP	LAP TIME	DIFF	MPH	TIME OF DAY
1 -	2:31.524	9.659	70.53	10:36:48.025
2 -	2:24.106	2.241	74.16	10:39:12.131
3 -	2:22.656 (3)	0.791	74.92	10:41:34.787
4 -	2:21.865 (1)		75.33	10:43:56.652
5 -	2:22.688	0.823	74.90	10:46:19.340
6 -	2:23.150	1.285	74.66	10:48:42.490
7 -	2:22.312 (2)	0.447	75.10	10:51:04.802
8 -	2:23.785	1.920	74.33	10:53:28.587

P10 81 Sebastian FISHER				
LAP	LAP TIME	DIFF	MPH	TIME OF DAY
1 -	2:35.089	12.731	68.91	10:36:51.590
2 -	2:23.039	0.681	74.72	10:39:14.629
3 -	2:22.772	0.414	74.86	10:41:37.401
4 -	2:22.608 (3)	0.250	74.94	10:44:00.009
5 -	2:23.265	0.907	74.60	10:46:23.274
6 -	2:22.484 (2)	0.126	75.01	10:48:45.758
7 -	2:22.358 (1)		75.07	10:51:08.116
8 -	2:22.675	0.317	74.91	10:53:30.791

P11 29 Adam CRAIG				
LAP	LAP TIME	DIFF	MPH	TIME OF DAY
1 -	2:35.183	12.769	68.87	10:36:51.684
2 -	2:23.265	0.851	74.60	10:39:14.949
3 -	2:23.175	0.761	74.65	10:41:38.124
4 -	2:22.414 (1)		75.04	10:44:00.538
5 -	2:23.924	1.510	74.26	10:46:24.462
6 -	2:23.639	1.225	74.40	10:48:48.101
7 -	2:22.792 (3)	0.378	74.85	10:51:10.893

Snetterton 300

Circuit Length = 2.9689 miles

Start: 10:34 Flag 10:53 End: 10:54

Weather / Track : Cloudy / Dry

BRSCC Mazda MX-5 Championship

RACE 10 - 2A - LAP ANALYSIS

DIFF = Difference To Personal Best Lap

8 - 2:22.469 (2) 0.055 75.02 10:53:33.362

P12 23 Martin TOLLEY (M)				
LAP	LAP TIME	DIFF	MPH	TIME OF DAY
1 -	2:30.586	8.260	70.97	10:36:47.087
2 -	2:25.829	3.503	73.29	10:39:12.916
3 -	2:23.599 (3)	1.273	74.43	10:41:36.515
4 -	2:23.613	1.287	74.42	10:44:00.128
5 -	2:24.336	2.010	74.05	10:46:24.464
6 -	2:24.252	1.926	74.09	10:48:48.716
7 -	2:22.768 (2)	0.442	74.86	10:51:11.484
8 -	2:22.326 (1)		75.09	10:53:33.810

P13 6 Jack WARRY				
LAP	LAP TIME	DIFF	MPH	TIME OF DAY
1 -	2:36.718	13.685	68.19	10:36:53.219
2 -	2:24.752	1.719	73.83	10:39:17.971
3 -	2:24.820	1.787	73.80	10:41:42.791
4 -	2:23.161 (2)	0.128	74.65	10:44:05.952
5 -	2:23.690	0.657	74.38	10:46:29.642
6 -	2:24.580	1.547	73.92	10:48:54.222
7 -	2:23.033 (1)		74.72	10:51:17.255
8 -	2:23.333 (3)	0.300	74.56	10:53:40.588

P14 15 Harry DEANE				
LAP	LAP TIME	DIFF	MPH	TIME OF DAY
1 -	2:41.771	19.122	66.06	10:36:58.272
2 -	2:25.128	2.479	73.64	10:39:23.400
3 -	2:23.127	0.478	74.67	10:41:46.527
4 -	2:25.555	2.906	73.42	10:44:12.082
5 -	2:23.113 (3)	0.464	74.68	10:46:35.195
6 -	2:22.689 (2)	0.040	74.90	10:48:57.884
7 -	2:22.649 (1)		74.92	10:51:20.533
8 -	2:23.190	0.541	74.64	10:53:43.723

P15 67 Simon ORANGE (M)				
LAP	LAP TIME	DIFF	MPH	TIME OF DAY
1 -	2:35.919	11.969	68.54	10:36:52.420
2 -	2:24.265 (3)	0.315	74.08	10:39:16.685
3 -	2:23.950 (1)		74.24	10:41:40.635
4 -	2:24.448	0.498	73.99	10:44:05.083
5 -	2:24.792	0.842	73.81	10:46:29.875
6 -	2:25.982	2.032	73.21	10:48:55.857
7 -	2:24.234 (2)	0.284	74.10	10:51:20.091
8 -	2:24.513	0.563	73.95	10:53:44.604

P16 42 Paul BATEMAN (M)				
LAP	LAP TIME	DIFF	MPH	TIME OF DAY
1 -	2:36.637	13.402	68.23	10:36:53.138
2 -	2:24.636	1.401	73.89	10:39:17.774
3 -	2:25.330	2.095	73.54	10:41:43.104
4 -	2:23.235 (1)		74.61	10:44:06.339
5 -	2:23.995 (2)	0.760	74.22	10:46:30.334
6 -	2:25.228	1.993	73.59	10:48:55.562
7 -	2:24.407 (3)	1.172	74.01	10:51:19.969
8 -	2:25.462	2.227	73.47	10:53:45.431

DIFF = Difference To Personal Best Lap

P17 54 Marcus BAILEY (M)				
LAP	LAP TIME	DIFF	MPH	TIME OF DAY
1 -	2:51.288	28.445	62.39	10:37:07.789
2 -	2:23.480	0.637	74.49	10:39:31.269
3 -	2:23.348 (3)	0.505	74.56	10:41:54.617
4 -	2:23.395	0.552	74.53	10:44:18.012
5 -	2:22.976 (2)	0.133	74.75	10:46:40.988
6 -	2:23.595	0.752	74.43	10:49:04.583
7 -	2:22.843 (1)		74.82	10:51:27.426
8 -	2:23.788	0.945	74.33	10:53:51.214

P18 777 Courtney MILNES				
LAP	LAP TIME	DIFF	MPH	TIME OF DAY
1 -	2:45.030	21.830	64.76	10:37:01.531
2 -	2:24.161 (2)	0.961	74.13	10:39:25.692
3 -	2:24.419	1.219	74.00	10:41:50.111
4 -	2:24.194 (3)	0.994	74.12	10:44:14.305
5 -	2:23.200 (1)		74.63	10:46:37.505
6 -	2:24.652	1.452	73.88	10:49:02.157
7 -	2:25.027	1.827	73.69	10:51:27.184
8 -	2:26.437	3.237	72.98	10:53:53.621

P19 60 Nick LE DOYEN (M)				
LAP	LAP TIME	DIFF	MPH	TIME OF DAY
1 -	2:38.188	13.515	67.56	10:36:54.689
2 -	2:26.219	1.546	73.09	10:39:20.908
3 -	2:25.447	0.774	73.48	10:41:46.355
4 -	2:26.343	1.670	73.03	10:44:12.698
5 -	2:24.673 (1)		73.87	10:46:37.371
6 -	2:24.675 (2)	0.002	73.87	10:49:02.046
7 -	2:26.254	1.581	73.07	10:51:28.300
8 -	2:25.375 (3)	0.702	73.52	10:53:53.675

P20 22 Paul TUCKER (M)				
LAP	LAP TIME	DIFF	MPH	TIME OF DAY
1 -	2:38.489	13.779	67.43	10:36:54.990
2 -	2:25.582	0.872	73.41	10:39:20.572
3 -	2:25.440 (3)	0.730	73.48	10:41:46.012
4 -	2:25.732	1.022	73.34	10:44:11.744
5 -	2:25.104 (2)	0.394	73.65	10:46:36.848
6 -	2:24.710 (1)		73.85	10:49:01.558
7 -	2:25.451	0.741	73.48	10:51:27.009
8 -	2:26.728	2.018	72.84	10:53:53.737

P21 19 Oliver ROBINSON (M)				
LAP	LAP TIME	DIFF	MPH	TIME OF DAY
1 -	2:41.561	16.369	66.15	10:36:58.062
2 -	2:26.701	1.509	72.85	10:39:24.763
3 -	2:25.192 (1)		73.61	10:41:49.955
4 -	2:27.738	2.546	72.34	10:44:17.693
5 -	2:25.861 (2)	0.669	73.27	10:46:43.554
6 -	2:25.924 (3)	0.732	73.24	10:49:09.478
7 -	2:28.850	3.658	71.80	10:51:38.328
8 -	2:26.895	1.703	72.76	10:54:05.223

P22 7 Adrian BURGE (M)				
LAP	LAP TIME	DIFF	MPH	TIME OF DAY
1 -	2:41.653	16.157	66.11	10:36:58.154
2 -	2:27.059	1.563	72.67	10:39:25.213

Snetterton 300

Circuit Length = 2.9689 miles

Start: 10:34 Flag 10:53 End: 10:54

Weather / Track : Cloudy / Dry

BRSCC Mazda MX-5 Championship

RACE 10 - 2A - LAP ANALYSIS

DIFF = Difference To Personal Best Lap

3 -	2:25.549 (2)	0.053	73.43	10:41:50.762
4 -	2:27.087	1.591	72.66	10:44:17.849
5 -	2:26.108 (3)	0.612	73.15	10:46:43.957
6 -	2:25.496 (1)		73.45	10:49:09.453
7 -	2:29.073	3.577	71.69	10:51:38.526
8 -	2:27.892	2.396	72.26	10:54:06.418

P23 69 Sam GENDY

LAP	LAP TIME	DIFF	MPH	TIME OF DAY
1 -	2:37.300	12.071	67.94	10:36:53.801
2 -	2:25.446 (2)	0.217	73.48	10:39:19.247
3 -	2:26.660 (3)	1.431	72.87	10:41:45.907
4 -	2:27.642	2.413	72.39	10:44:13.549
5 -	2:27.021	1.792	72.69	10:46:40.570
6 -	2:25.229 (1)		73.59	10:49:05.799
7 -	2:32.689	7.460	69.99	10:51:38.488
8 -	2:28.116	2.887	72.16	10:54:06.604

P24 5 John LANGRIDGE

LAP	LAP TIME	DIFF	MPH	TIME OF DAY
1 -	3:36.021 P	1:12.329	49.47	10:37:52.522
2 -	2:27.611	3.919	72.40	10:40:20.133
3 -	2:23.741 (2)	0.049	74.35	10:42:43.874
4 -	2:23.928 (3)	0.236	74.25	10:45:07.802
5 -	2:24.014	0.322	74.21	10:47:31.816
6 -	2:23.692 (1)		74.38	10:49:55.508
7 -	2:24.269	0.577	74.08	10:52:19.777
8 -	2:26.300	2.608	73.05	10:54:46.077

BRSCC Mazda MX-5 Championship

RACE 13 - 2B - CLASSIFICATION

POS	NO	NAME	ENTRY	LAPS	TIME	GAP	DIFF	MPH	BEST	ON
1	36	Samuel SMITH	Mazda MX-5 Mk1	8	19:13.418			74.13	2:22.692	5
2	4	Adam BESSELL	Mazda MX-5 Mk1	8	19:13.505	0.087	0.087	74.12	2:22.289	8
3	419	Martyn CANNING	Mazda MX-5 Mk1	8	19:26.497	13.079	12.992	73.30	2:23.718	3
4	18	Clive POWLES (M)	Mazda MX-5 Mk1	8	19:28.530	15.112	2.033	73.17	2:23.737	3
5	43*	Lewis CANNON	Mazda MX-5 Mk1	8	19:33.824	20.406	5.294	72.84	2:23.891	4
6	65	William HAYDEN	Mazda MX-5 Mk1	8	19:40.209	26.791	6.385	72.44	2:25.626	6
7	74	Clive CHISNALL (M)	Mazda MX-5 Mk1	8	19:44.659	31.241	4.450	72.17	2:25.895	4
8	2	Jake STYLES	Mazda MX-5 Mk1	8	19:53.933	40.515	9.274	71.61	2:26.275	7
9	25	Ivan LEARY (M)	Mazda MX-5 Mk1	8	19:54.706	41.288	0.773	71.56	2:26.099	4
10	722	Alan HAWKINS (M)	Mazda MX-5 Mk1	8	19:54.900	41.482	0.194	71.55	2:26.715	2
11	55	Matthew POLLARD	Mazda MX-5 Mk1	8	19:57.318	43.900	2.418	71.41	2:27.185	6
12	31	Bryn GRIFFITHS (M)	Mazda MX-5 Mk1	8	19:57.895	44.477	0.577	71.37	2:26.089	6
13	96	Charles MUGGLESTONE	Mazda MX-5 Mk1	8	19:58.046	44.628	0.151	71.37	2:26.382	6
14	544	Jack MOODY	Mazda MX-5 Mk1	8	19:59.707	46.289	1.661	71.27	2:26.164	6
15	80	Anthony HUTCHINS (M)	Mazda MX-5 Mk1	8	19:59.840	46.422	0.133	71.26	2:26.137	6
16	44	Bill TAYLOR	Mazda MX-5 Mk1	8	20:00.204	46.786	0.364	71.24	2:25.458	6
17	24	Oliver GRAHAM	Mazda MX-5 Mk1	8	20:00.747	47.329	0.543	71.20	2:25.722	6
18	90	Bruce ROBINSON (M)	Mazda MX-5 Mk1	8	20:23.828	1:10.410	23.081	69.86	2:29.260	7
19	291	Luke SOUCH	Mazda MX-5 Mk1	8	20:25.173	1:11.755	1.345	69.78	2:29.524	7
20	34	Callum GREATREX	Mazda MX-5 Mk1	8	20:29.348	1:15.930	4.175	69.55	2:27.482	6
21	40	David MARTIN	Mazda MX-5 Mk1	8	20:30.895	1:17.477	1.547	69.46	2:29.008	2
22	45	Graham RUMSEY (M)	Mazda MX-5 Mk1	8	20:31.100	1:17.682	0.205	69.45	2:29.726	3
23	58	Dale WHITEMAN (M)	Mazda MX-5 Mk1	8	20:33.962	1:20.544	2.862	69.29	2:30.457	8
24	78	Richard BARTLETT (M)	Mazda MX-5 Mk1	8	20:34.403	1:20.985	0.441	69.26	2:30.174	8

NOT CLASSIFIED

DNF	3	Richard WOOTTEN	Mazda MX-5 Mk1	3	7:42.014	5 Laps	5 Laps	69.40	2:29.057	3
-----	---	-----------------	----------------	---	----------	---------------	--------	-------	-----------------	---

FASTEST LAP

	4	Adam BESSELL	Mazda MX-5 Mk1	8	2:22.289			75.11 mph	120.88 kph	
--	---	--------------	----------------	---	----------	--	--	-----------	------------	--

* Car 43 - 5 second penalty - exceeding track limits

Weather / Track : Cloudy / Dry

These results are provisional until the conclusion of any judicial and technical matters.

Snetterton 300

Circuit Length = 2.9689 miles

Start: 12:19 Flag 12:38 End: 12:40

Clerk Of Course :	Timekeeper :
-------------------	--------------

BRSCC Mazda MX-5 Championship

RACE 13 - 2B - LAP CHART

LAP 1 @ 12:22:01.122			LAP 2 @ 12:24:24.357			LAP 3 @ 12:26:47.203			LAP 4 @ 12:29:10.908			LAP 5 @ 12:31:33.600		
NO	BEHIND	LAP TIME	NO	BEHIND	LAP TIME	NO	BEHIND	LAP TIME	NO	BEHIND	LAP TIME	NO	BEHIND	LAP TIME
36		2:32.305	36		2:23.235	36		2:22.846	36		2:23.705	36		2:22.692
4	0.200	2:32.505	4	0.286	2:23.321	4	0.136	2:22.696	4	0.158	2:23.727	4	0.271	2:22.805
419	2.141	2:34.446	43	3.455	2:24.367	43	4.617	2:24.008	43	4.803	2:23.891	419	7.368	2:24.561
43	2.323	2:34.628	419	4.091	2:25.185	419	4.963	2:23.718	419	5.499	2:24.241	43	7.621	2:25.510
18	2.676	2:34.981	18	4.524	2:25.083	18	5.415	2:23.737	18	5.848	2:24.138	18	8.043	2:24.887
722	3.588	2:35.893	722	7.068	2:26.715	65	10.851	2:26.500	65	14.172	2:27.026	65	17.374	2:25.894
25	4.239	2:36.544	65	7.197	2:25.747	25	12.240	2:26.926	25	14.634	2:26.099	25	18.726	2:26.784
65	4.685	2:36.990	25	8.160	2:27.156	74	13.922	2:27.317	74	16.112	2:25.895	74	19.589	2:26.169
74	6.207	2:38.512	74	9.451	2:26.479	722	16.762	2:32.540	722	21.944	2:28.887	722	27.685	2:28.433
34	8.568	2:40.873	34	14.735	2:29.402	96	20.569	2:28.660	96	24.749	2:27.885	2	29.193	2:26.996
90	8.671	2:40.976	96	14.755	2:28.827	2	21.209	2:28.733	2	24.889	2:27.385	55	29.974	2:27.591
55	8.848	2:41.153	55	15.215	2:29.602	34	21.379	2:29.490	55	25.075	2:27.291	96	30.613	2:28.556
96	9.163	2:41.468	2	15.322	2:28.440	55	21.489	2:29.120	544	25.755	2:27.762	544	31.489	2:28.426
24	9.288	2:41.593	544	15.482	2:28.764	544	21.698	2:29.062	31	28.042	2:27.624	31	31.833	2:26.483
544	9.953	2:42.258	90	16.631	2:31.195	3	23.628	2:29.057	80	28.171	2:28.145	80	32.010	2:26.531
2	10.117	2:42.422	80	16.751	2:29.700	80	23.731	2:29.826	24	28.610	2:28.335	24	33.147	2:27.229
80	10.286	2:42.591	3	17.417	2:29.283	24	23.980	2:28.950	90	31.538	2:29.527	44	34.859	2:25.897
45	11.350	2:43.655	24	17.876	2:31.823	31	24.123	2:28.689	44	31.654	2:29.387	45	45.424	2:33.222
3	11.369	2:43.674	31	18.280	2:29.473	90	25.716	2:31.931	45	34.894	2:32.772	90	48.260	2:39.414
31	12.042	2:44.347	45	18.947	2:30.832	45	25.827	2:29.726	291	41.075	2:32.352	291	49.072	2:30.689
78	13.398	2:45.703	291	21.492	2:30.866	44	25.972	2:26.901	78	42.592	2:33.353	40	49.665	2:29.294
291	13.861	2:46.166	44	21.917	2:26.784	291	32.428	2:33.782	40	43.063	2:31.782	78	52.585	2:32.685
58	15.276	2:47.581	78	22.679	2:32.516	78	32.944	2:33.111	58	44.970	2:34.485	58	54.407	2:32.129
44	18.368	2:50.673	58	25.056	2:33.015	58	34.190	2:31.980	34	55.648	2:57.974	34	1:00.920	2:27.964
40	19.514	2:51.819	40	25.287	2:29.008	40	34.986	2:32.545						

Weather / Track : Cloudy / Dry

Snetterton 300
 Circuit Length = 2.9689 miles
 Start: 12:19 Flag 12:38 End: 12:40

BRSCC Mazda MX-5 Championship

RACE 13 - 2B - LAP CHART

LAP 6 @ 12:33:56.539			LAP 7 @ 12:36:19.527			LAP 8 @ 12:38:42.235		
NO	BEHIND	LAP TIME	NO	BEHIND	LAP TIME	NO	BEHIND	LAP TIME
4		2:22.668	36		2:22.725	36		2:22.708
36	0.263	2:23.202	4	0.506	2:23.494	4	0.087	2:22.289
419	9.692	2:25.263	419	11.324	2:24.620	419	13.079	2:24.463
18	10.101	2:24.997	43	12.434	2:25.177	18	15.112	2:25.081
43	10.245	2:25.563	18	12.739	2:25.626	43	15.406	2:25.680
65	20.061	2:25.626	65	22.865	2:25.792	65	26.791	2:26.634
25	21.926	2:26.139	74	27.527	2:27.900	74	31.241	2:26.422
74	22.615	2:25.965	25	35.848	2:36.910	2	40.515	2:27.202
722	32.424	2:27.678	2	36.021	2:26.275	25	41.288	2:28.148
2	32.734	2:26.480	722	36.389	2:26.953	722	41.482	2:27.801
96	34.056	2:26.382	55	39.337	2:28.105	55	43.900	2:27.271
55	34.220	2:27.185	31	39.708	2:27.713	31	44.477	2:27.477
544	34.714	2:26.164	544	39.868	2:28.142	96	44.628	2:26.607
31	34.983	2:26.089	96	40.729	2:29.661	544	46.289	2:29.129
80	35.208	2:26.137	24	41.102	2:28.160	80	46.422	2:27.817
24	35.930	2:25.722	80	41.313	2:29.093	44	46.786	2:26.947
44	37.378	2:25.458	44	42.547	2:28.157	24	47.329	2:28.935
90	56.587	2:31.266	90	1:02.859	2:29.260	90	1:10.410	2:30.259
45	57.669	2:35.184	291	1:04.437	2:29.524	291	1:11.755	2:30.026
291	57.901	2:31.768	40	1:09.476	2:34.076	34	1:15.930	2:27.656
40	58.388	2:31.662	45	1:09.567	2:34.886	40	1:17.477	2:30.709
78	1:02.459	2:32.813	34	1:10.982	2:28.507	45	1:17.682	2:30.823
58	1:02.906	2:31.438	58	1:12.795	2:32.877	58	1:20.544	2:30.457
34	1:05.463	2:27.482	78	1:13.519	2:34.048	78	1:20.985	2:30.174

Weather / Track : Cloudy / Dry

BRSCC Mazda MX-5 Championship

RACE 13 - 2B - LAP ANALYSIS

DIFF = Difference To Personal Best Lap

P1 36 Samuel SMITH				
LAP	LAP TIME	DIFF	MPH	TIME OF DAY
1 -	2:32.305	9.613	70.17	12:22:01.122
2 -	2:23.235	0.543	74.61	12:24:24.357
3 -	2:22.846	0.154	74.82	12:26:47.203
4 -	2:23.705	1.013	74.37	12:29:10.908
5 -	2:22.692 (1)		74.90	12:31:33.600
6 -	2:23.202	0.510	74.63	12:33:56.802
7 -	2:22.725 (3)	0.033	74.88	12:36:19.527
8 -	2:22.708 (2)	0.016	74.89	12:38:42.235

P2 4 Adam BESSELL				
LAP	LAP TIME	DIFF	MPH	TIME OF DAY
1 -	2:32.505	10.216	70.08	12:22:01.322
2 -	2:23.321	1.032	74.57	12:24:24.643
3 -	2:22.696 (3)	0.407	74.90	12:26:47.339
4 -	2:23.727	1.438	74.36	12:29:11.066
5 -	2:22.805	0.516	74.84	12:31:33.871
6 -	2:22.668 (2)	0.379	74.91	12:33:56.539
7 -	2:23.494	1.205	74.48	12:36:20.033
8 -	2:22.289 (1)		75.11	12:38:42.322

P3 419 Martyn CANNING				
LAP	LAP TIME	DIFF	MPH	TIME OF DAY
1 -	2:34.446	10.728	69.20	12:22:03.263
2 -	2:25.185	1.467	73.61	12:24:28.448
3 -	2:23.718 (1)		74.36	12:26:52.166
4 -	2:24.241 (2)	0.523	74.09	12:29:16.407
5 -	2:24.561	0.843	73.93	12:31:40.968
6 -	2:25.263	1.545	73.57	12:34:06.231
7 -	2:24.620	0.902	73.90	12:36:30.851
8 -	2:24.463 (3)	0.745	73.98	12:38:55.314

P4 18 Clive POWLES (M)				
LAP	LAP TIME	DIFF	MPH	TIME OF DAY
1 -	2:34.981	11.244	68.96	12:22:03.798
2 -	2:25.083	1.346	73.66	12:24:28.881
3 -	2:23.737 (1)		74.35	12:26:52.618
4 -	2:24.138 (2)	0.401	74.15	12:29:16.756
5 -	2:24.887 (3)	1.150	73.76	12:31:41.643
6 -	2:24.997	1.260	73.71	12:34:06.640
7 -	2:25.626	1.889	73.39	12:36:32.266
8 -	2:25.081	1.344	73.66	12:38:57.347

P5 43 Lewis CANNON				
LAP	LAP TIME	DIFF	MPH	TIME OF DAY
1 -	2:34.628	10.737	69.12	12:22:03.445
2 -	2:24.367 (3)	0.476	74.03	12:24:27.812
3 -	2:24.008 (2)	0.117	74.21	12:26:51.820
4 -	2:23.891 (1)		74.27	12:29:15.711
5 -	2:25.510	1.619	73.45	12:31:41.221
6 -	2:25.563	1.672	73.42	12:34:06.784
7 -	2:25.177	1.286	73.62	12:36:31.961
8 -	2:25.680	1.789	73.36	12:38:57.641

P6 65 William HAYDEN				
LAP	LAP TIME	DIFF	MPH	TIME OF DAY
1 -	2:36.990	11.364	68.08	12:22:05.807
2 -	2:25.747 (2)	0.121	73.33	12:24:31.554

DIFF = Difference To Personal Best Lap

3 -	2:26.500	0.874	72.95	12:26:58.054
4 -	2:27.026	1.400	72.69	12:29:25.080
5 -	2:25.894	0.268	73.25	12:31:50.974
6 -	2:25.626 (1)		73.39	12:34:16.600
7 -	2:25.792 (3)	0.166	73.31	12:36:42.392
8 -	2:26.634	1.008	72.88	12:39:09.026

P7 74 Clive CHISNALL (M)				
LAP	LAP TIME	DIFF	MPH	TIME OF DAY
1 -	2:38.512	12.617	67.42	12:22:07.329
2 -	2:26.479	0.584	72.96	12:24:33.808
3 -	2:27.317	1.422	72.55	12:27:01.125
4 -	2:25.895 (1)		73.25	12:29:27.020
5 -	2:26.169 (3)	0.274	73.12	12:31:53.189
6 -	2:25.965 (2)	0.070	73.22	12:34:19.154
7 -	2:27.900	2.005	72.26	12:36:47.054
8 -	2:26.422	0.527	72.99	12:39:13.476

P8 2 Jake STYLES				
LAP	LAP TIME	DIFF	MPH	TIME OF DAY
1 -	2:42.422	16.147	65.80	12:22:11.239
2 -	2:28.440	2.165	72.00	12:24:39.679
3 -	2:28.733	2.458	71.86	12:27:08.412
4 -	2:27.385	1.110	72.51	12:29:35.797
5 -	2:26.996 (3)	0.721	72.71	12:32:02.793
6 -	2:26.480 (2)	0.205	72.96	12:34:29.273
7 -	2:26.275 (1)		73.06	12:36:55.548
8 -	2:27.202	0.927	72.60	12:39:22.750

P9 25 Ivan LEARY (M)				
LAP	LAP TIME	DIFF	MPH	TIME OF DAY
1 -	2:36.544	10.445	68.27	12:22:05.361
2 -	2:27.156	1.057	72.63	12:24:32.517
3 -	2:26.926	0.827	72.74	12:26:59.443
4 -	2:26.099 (1)		73.15	12:29:25.542
5 -	2:26.784 (3)	0.685	72.81	12:31:52.326
6 -	2:26.139 (2)	0.040	73.13	12:34:18.465
7 -	2:36.910	10.811	68.11	12:36:55.375
8 -	2:28.148	2.049	72.14	12:39:23.523

P10 722 Alan HAWKINS (M)				
LAP	LAP TIME	DIFF	MPH	TIME OF DAY
1 -	2:35.893	9.178	68.56	12:22:04.710
2 -	2:26.715 (1)		72.84	12:24:31.425
3 -	2:32.540	5.825	70.06	12:27:03.965
4 -	2:28.887	2.172	71.78	12:29:32.852
5 -	2:28.433	1.718	72.00	12:32:01.285
6 -	2:27.678 (3)	0.963	72.37	12:34:28.963
7 -	2:26.953 (2)	0.238	72.73	12:36:55.916
8 -	2:27.801	1.086	72.31	12:39:23.717

P11 55 Matthew POLLARD				
LAP	LAP TIME	DIFF	MPH	TIME OF DAY
1 -	2:41.153	13.968	66.32	12:22:09.970
2 -	2:29.602	2.417	71.44	12:24:39.572
3 -	2:29.120	1.935	71.67	12:27:08.692
4 -	2:27.291 (3)	0.106	72.56	12:29:35.983
5 -	2:27.591	0.406	72.41	12:32:03.574
6 -	2:27.185 (1)		72.61	12:34:30.759
7 -	2:28.105	0.920	72.16	12:36:58.864

Snetterton 300

Circuit Length = 2.9689 miles

Start: 12:19 Flag 12:38 End: 12:40

Weather / Track : Cloudy / Dry

BRSCC Mazda MX-5 Championship

RACE 13 - 2B - LAP ANALYSIS

DIFF = Difference To Personal Best Lap

8 - 2:27.271 (2) 0.086 72.57 12:39:26.135

P12 31 Bryn GRIFFITHS (M)

LAP	LAP TIME	DIFF	MPH	TIME OF DAY
1 -	2:44.347	18.258	65.03	12:22:13.164
2 -	2:29.473	3.384	71.50	12:24:42.637
3 -	2:28.689	2.600	71.88	12:27:11.326
4 -	2:27.624	1.535	72.40	12:29:38.950
5 -	2:26.483 (2)	0.394	72.96	12:32:05.433
6 -	2:26.089 (1)		73.16	12:34:31.522
7 -	2:27.713	1.624	72.35	12:36:59.235
8 -	2:27.477 (3)	1.388	72.47	12:39:26.712

P13 96 Charles MUGGLESTONE

LAP	LAP TIME	DIFF	MPH	TIME OF DAY
1 -	2:41.468	15.086	66.19	12:22:10.285
2 -	2:28.827	2.445	71.81	12:24:39.112
3 -	2:28.660	2.278	71.89	12:27:07.772
4 -	2:27.885 (3)	1.503	72.27	12:29:35.657
5 -	2:28.556	2.174	71.94	12:32:04.213
6 -	2:26.382 (1)		73.01	12:34:31.595
7 -	2:29.661	3.279	71.41	12:37:00.256
8 -	2:26.607 (2)	0.225	72.90	12:39:26.863

P14 544 Jack MOODY

LAP	LAP TIME	DIFF	MPH	TIME OF DAY
1 -	2:42.258	16.094	65.87	12:22:11.075
2 -	2:28.764	2.600	71.84	12:24:39.839
3 -	2:29.062	2.898	71.70	12:27:08.901
4 -	2:27.762 (2)	1.598	72.33	12:29:36.663
5 -	2:28.426	2.262	72.00	12:32:05.089
6 -	2:26.164 (1)		73.12	12:34:31.253
7 -	2:28.142 (3)	1.978	72.14	12:36:59.395
8 -	2:29.129	2.965	71.67	12:39:28.524

P15 80 Anthony HUTCHINS (M)

LAP	LAP TIME	DIFF	MPH	TIME OF DAY
1 -	2:42.591	16.454	65.73	12:22:11.408
2 -	2:29.700	3.563	71.39	12:24:41.108
3 -	2:29.826	3.689	71.33	12:27:10.934
4 -	2:28.145	2.008	72.14	12:29:39.079
5 -	2:26.531 (2)	0.394	72.94	12:32:05.610
6 -	2:26.137 (1)		73.13	12:34:31.747
7 -	2:29.093	2.956	71.68	12:37:00.840
8 -	2:27.817 (3)	1.680	72.30	12:39:28.657

P16 44 Bill TAYLOR

LAP	LAP TIME	DIFF	MPH	TIME OF DAY
1 -	2:50.673	25.215	62.62	12:22:19.490
2 -	2:26.784 (3)	1.326	72.81	12:24:46.274
3 -	2:26.901	1.443	72.75	12:27:13.175
4 -	2:29.387	3.929	71.54	12:29:42.562
5 -	2:25.897 (2)	0.439	73.25	12:32:08.459
6 -	2:25.458 (1)		73.47	12:34:33.917
7 -	2:28.157	2.699	72.14	12:37:02.074
8 -	2:26.947	1.489	72.73	12:39:29.021

DIFF = Difference To Personal Best Lap

P17 24 Oliver GRAHAM

LAP	LAP TIME	DIFF	MPH	TIME OF DAY
1 -	2:41.593	15.871	66.14	12:22:10.410
2 -	2:31.823	6.101	70.39	12:24:42.233
3 -	2:28.950	3.228	71.75	12:27:11.183
4 -	2:28.335	2.613	72.05	12:29:39.518
5 -	2:27.229 (2)	1.507	72.59	12:32:06.747
6 -	2:25.722 (1)		73.34	12:34:32.469
7 -	2:28.160 (3)	2.438	72.13	12:37:00.629
8 -	2:28.935	3.213	71.76	12:39:29.564

P18 90 Bruce ROBINSON (M)

LAP	LAP TIME	DIFF	MPH	TIME OF DAY
1 -	2:40.976	11.716	66.39	12:22:09.793
2 -	2:31.195	1.935	70.69	12:24:40.988
3 -	2:31.931	2.671	70.34	12:27:12.919
4 -	2:29.527 (2)	0.267	71.47	12:29:42.446
5 -	2:39.414	10.154	67.04	12:32:21.860
6 -	2:31.266	2.006	70.65	12:34:53.126
7 -	2:29.260 (1)		71.60	12:37:22.386
8 -	2:30.259 (3)	0.999	71.13	12:39:52.645

P19 291 Luke SOUCH

LAP	LAP TIME	DIFF	MPH	TIME OF DAY
1 -	2:46.166	16.642	64.32	12:22:14.983
2 -	2:30.866	1.342	70.84	12:24:45.849
3 -	2:33.782	4.258	69.50	12:27:19.631
4 -	2:32.352	2.828	70.15	12:29:51.983
5 -	2:30.689 (3)	1.165	70.92	12:32:22.672
6 -	2:31.768	2.244	70.42	12:34:54.440
7 -	2:29.524 (1)		71.48	12:37:23.964
8 -	2:30.026 (2)	0.502	71.24	12:39:53.990

P20 34 Callum GREATREX

LAP	LAP TIME	DIFF	MPH	TIME OF DAY
1 -	2:40.873	13.391	66.43	12:22:09.690
2 -	2:29.402	1.920	71.53	12:24:39.092
3 -	2:29.490	2.008	71.49	12:27:08.582
4 -	2:57.974	30.492	60.05	12:30:06.556
5 -	2:27.964 (3)	0.482	72.23	12:32:34.520
6 -	2:27.482 (1)		72.47	12:35:02.002
7 -	2:28.507	1.025	71.97	12:37:30.509
8 -	2:27.656 (2)	0.174	72.38	12:39:58.165

P21 40 David MARTIN

LAP	LAP TIME	DIFF	MPH	TIME OF DAY
1 -	2:51.819	22.811	62.20	12:22:20.636
2 -	2:29.008 (1)		71.72	12:24:49.644
3 -	2:32.545	3.537	70.06	12:27:22.189
4 -	2:31.782	2.774	70.41	12:29:53.971
5 -	2:29.294 (2)	0.286	71.59	12:32:23.265
6 -	2:31.662	2.654	70.47	12:34:54.927
7 -	2:34.076	5.068	69.36	12:37:29.003
8 -	2:30.709 (3)	1.701	70.91	12:39:59.712

P22 45 Graham RUMSEY (M)

LAP	LAP TIME	DIFF	MPH	TIME OF DAY
1 -	2:43.655	13.929	65.30	12:22:12.472
2 -	2:30.832 (3)	1.106	70.86	12:24:43.304

Snetterton 300

Circuit Length = 2.9689 miles

Start: 12:19 Flag 12:38 End: 12:40

Weather / Track : Cloudy / Dry

BRSCC Mazda MX-5 Championship

RACE 13 - 2B - LAP ANALYSIS

DIFF = Difference To Personal Best Lap

3 -	2:29.726 (1)		71.38	12:27:13.030
4 -	2:32.772	3.046	69.96	12:29:45.802
5 -	2:33.222	3.496	69.75	12:32:19.024
6 -	2:35.184	5.458	68.87	12:34:54.208
7 -	2:34.886	5.160	69.00	12:37:29.094
8 -	2:30.823 (2)	1.097	70.86	12:39:59.917

P23 58 Dale WHITEMAN (M)				
LAP	LAP TIME	DIFF	MPH	TIME OF DAY

1 -	2:47.581	17.124	63.77	12:22:16.398
2 -	2:33.015	2.558	69.84	12:24:49.413
3 -	2:31.980 (3)	1.523	70.32	12:27:21.393
4 -	2:34.485	4.028	69.18	12:29:55.878
5 -	2:32.129	1.672	70.25	12:32:28.007
6 -	2:31.438 (2)	0.981	70.57	12:34:59.445
7 -	2:32.877	2.420	69.91	12:37:32.322
8 -	2:30.457 (1)		71.03	12:40:02.779

P24 78 Richard BARTLETT (M)				
LAP	LAP TIME	DIFF	MPH	TIME OF DAY


1 -	2:45.703	15.529	64.50	12:22:14.520
2 -	2:32.516 (2)	2.342	70.07	12:24:47.036
3 -	2:33.111	2.937	69.80	12:27:20.147
4 -	2:33.353	3.179	69.69	12:29:53.500
5 -	2:32.685 (3)	2.511	70.00	12:32:26.185
6 -	2:32.813	2.639	69.94	12:34:58.998
7 -	2:34.048	3.874	69.38	12:37:33.046
8 -	2:30.174 (1)		71.17	12:40:03.220

P25 3 Richard WOOTTEN				
LAP	LAP TIME	DIFF	MPH	TIME OF DAY

1 -	2:43.674 (3)	14.617	65.30	12:22:12.491
2 -	2:29.283 (2)	0.226	71.59	12:24:41.774
3 -	2:29.057 (1)		71.70	12:27:10.831

Weather / Track : Cloudy / Dry

BRSCC Mazda MX-5 Championship
RACE 18 - 3A - GRID (18 minutes)

ROW 12	23	43 Lewis CANNON	
ROW 11	21	419 Martyn CANNING	22 18 Clive POWLES (M)
ROW 10	19	36 Samuel SMITH	20 4 Adam BESSELL
ROW 9	17	777 Courtney MILNES	18 60 Nick LE DOYEN (M)
ROW 8	15	42 Paul BATEMAN (M)	16 54 Marcus BAILEY (M)
ROW 7	13	15 Harry DEANE	14 67 Simon ORANGE (M)
ROW 6	11	23 Martin TOLLEY (M)	12 6 Jack WARRY
ROW 5	9	10 Teddy CLARK	10 81 Sebastian FISHER
ROW 4	7	77 Stephen FODEN	8 88 Stuart SYMONDS
ROW 3	5	1 Will BLACKWELL-CHAMBERS	6 94 Charlie BURGE
ROW 2	3	33 Jason GREATREX	4 83 Brian TROTT
ROW 1	1	63 Oliver ALLWOOD	2 158 Mike COMBER
Pole			
			


Car 29 withdrawn

Snetterton 300
 Circuit Length = 2.9689 miles

These results are provisional until the conclusion of any judicial and technical matters.

Clerk Of Course :		Timekeeper :	
-------------------	--	--------------	--

BRSCC Mazda MX-5 Championship
RACE 20 - 3B - GRID (18 minutes)

ROW 13	25	3 Richard WOOTTEN	
ROW 12	23	58 Dale WHITEMAN (M)	24 78 Richard BARTLETT (M)
ROW 11	21	40 David MARTIN	22 45 Graham RUMSEY (M)
ROW 10	19	291 Luke SOUCH	20 34 Callum GREATREX
ROW 9	17	24 Oliver GRAHAM	18 90 Bruce ROBINSON (M)
ROW 8	15	80 Anthony HUTCHINS (M)	16 44 Bill TAYLOR
ROW 7	13	96 Charles MUGGLESTONE	14 544 Jack MOODY
ROW 6	11	55 Matthew POLLARD	12 31 Bryn GRIFFITHS (M)
ROW 5	9	25 Ivan LEARY (M)	10 722 Alan HAWKINS (M)
ROW 4	7	74 Clive CHISNALL (M)	8 2 Jake STYLES
ROW 3	5	5 John LANGRIDGE	6 65 William HAYDEN
ROW 2	3	7 Adrian BURGE (M)	4 69 Sam GENDY
ROW 1	1	22 Paul TUCKER (M)	2 19 Oliver ROBINSON (M)
Pole			
			

Snetterton 300
 Circuit Length = 2.9689 miles

These results are provisional until the conclusion of any judicial and technical matters.

Clerk Of Course :		Timekeeper :

BRSCC Mazda MX-5 Championship

RACE 18 - 3A - CLASSIFICATION

POS	NO	NAME	ENTRY	LAPS	TIME	GAP	DIFF	MPH	BEST	ON
1	63	Oliver ALLWOOD	Mazda MX-5 Mk1	8	19:05.824			74.62	2:21.744	5
2	33	Jason GREATREX	Mazda MX-5 Mk1	8	19:05.827	0.003	0.003	74.62	2:21.400	5
3	83	Brian TROTT	Mazda MX-5 Mk1	8	19:06.227	0.403	0.400	74.59	2:21.891	6
4	158	Mike COMBER	Mazda MX-5 Mk1	8	19:06.595	0.771	0.368	74.57	2:22.035	2
5	94	Charlie BURGE	Mazda MX-5 Mk1	8	19:07.061	1.237	0.466	74.54	2:21.495	5
6	77	Stephen FODEN	Mazda MX-5 Mk1	8	19:07.330	1.506	0.269	74.52	2:21.383	5
7	88	Stuart SYMONDS	Mazda MX-5 Mk1	8	19:11.737	5.913	4.407	74.23	2:22.649	2
8	4	Adam BESSELL	Mazda MX-5 Mk1	8	19:11.863	6.039	0.126	74.23	2:22.054	5
9	81	Sebastian FISHER	Mazda MX-5 Mk1	8	19:15.107	9.283	3.244	74.02	2:22.442	4
10	23	Martin TOLLEY (M)	Mazda MX-5 Mk1	8	19:16.129	10.305	1.022	73.95	2:22.346	4
11	1	Will BLACKWELL-CHAMBERS	Mazda MX-5 Mk1	8	19:18.868	13.044	2.739	73.78	2:21.643	5
12	15	Harry DEANE	Mazda MX-5 Mk1	8	19:19.314	13.490	0.446	73.75	2:22.962	7
13	54	Marcus BAILEY (M)	Mazda MX-5 Mk1	8	19:23.348	17.524	4.034	73.49	2:22.869	7
14	419	Martyn CANNING	Mazda MX-5 Mk1	8	19:25.077	19.253	1.729	73.38	2:23.264	8
15	43	Lewis CANNON	Mazda MX-5 Mk1	8	19:28.135	22.311	3.058	73.19	2:23.182	5
16	67	Simon ORANGE (M)	Mazda MX-5 Mk1	8	19:30.888	25.064	2.753	73.02	2:24.129	8
17	18	Clive POWLES (M)	Mazda MX-5 Mk1	8	19:35.307	29.483	4.419	72.75	2:24.157	8
18	42*	Paul BATEMAN (M)	Mazda MX-5 Mk1	8	19:36.632	30.808	1.325	72.66	2:22.939	6
19	10	Teddy CLARK	Mazda MX-5 Mk1	8	19:37.247	31.423	0.615	72.63	2:23.106	3
20	60	Nick LE DOYEN (M)	Mazda MX-5 Mk1	8	19:55.366	49.542	18.119	71.53	2:24.850	3

NOT CLASSIFIED

DNF	777	Courtney MILNES	Mazda MX-5 Mk1	4	9:54.608	4 Laps	4 Laps	71.89	2:24.612	3
DNF	6	Jack WARRY	Mazda MX-5 Mk1	4	10:18.286	4 Laps	23.677	69.14	2:22.769	3
DNF	36	Samuel SMITH	Mazda MX-5 Mk1	1	2:35.670	7 Laps	3 Laps	68.65	2:35.670	1

FASTEST LAP

77	Stephen FODEN	Mazda MX-5 Mk1	5	2:21.383	75.59 mph	121.66 kph
----	---------------	----------------	---	----------	-----------	------------

* Car 42 - 5 second penalty - exceeding track limits

Weather / Track : Cloudy / Dry

These results are provisional until the conclusion of any judicial and technical matters.

Snetterton 300

Circuit Length = 2.9689 miles

Start: 15:49 Flag 16:08 End: 16:09

Clerk Of Course :	Timekeeper :
-------------------	--------------

BRSCC Mazda MX-5 Championship

RACE 18 - 3A - LAP CHART

LAP 1 @ 15:51:54.939			LAP 2 @ 15:54:17.087			LAP 3 @ 15:56:40.166			LAP 4 @ 15:59:02.414			LAP 5 @ 16:01:24.573		
NO	BEHIND	LAP TIME	NO	BEHIND	LAP TIME	NO	BEHIND	LAP TIME	NO	BEHIND	LAP TIME	NO	BEHIND	LAP TIME
63		2:28.436	63		2:22.148	83		2:22.798	83		2:22.248	83		2:22.159
83	0.448	2:28.884	83	0.281	2:21.981	158	0.192	2:22.715	63	0.522	2:22.196	63	0.107	2:21.744
158	0.669	2:29.105	158	0.556	2:22.035	33	0.220	2:22.588	1	0.849	2:22.277	1	0.333	2:21.643
33	0.941	2:29.377	33	0.711	2:21.918	63	0.574	2:23.653	158	1.227	2:23.283	33	0.679	2:21.400
1	1.316	2:29.752	1	1.360	2:22.192	1	0.820	2:22.539	33	1.438	2:23.466	158	1.175	2:22.107
94	1.450	2:29.886	94	1.524	2:22.222	94	0.975	2:22.530	94	1.939	2:23.212	94	1.275	2:21.495
88	2.163	2:30.599	77	2.436	2:22.121	77	1.546	2:22.189	77	2.400	2:23.102	77	1.624	2:21.383
77	2.463	2:30.899	88	2.664	2:22.649	88	2.275	2:22.690	88	2.802	2:22.775	88	3.385	2:22.742
10	3.879	2:32.315	4	5.604	2:22.768	4	5.024	2:22.499	4	5.404	2:22.628	4	5.299	2:22.054
23	4.390	2:32.826	23	5.908	2:23.666	23	5.599	2:22.770	23	5.697	2:22.346	23	6.258	2:22.720
4	4.984	2:33.420	81	7.247	2:23.509	81	7.061	2:22.893	81	7.255	2:22.442	81	7.934	2:22.838
6	5.439	2:33.875	15	7.448	2:24.033	15	7.476	2:23.107	15	10.338	2:25.110	15	12.117	2:23.938
15	5.563	2:33.999	6	7.889	2:24.598	6	7.579	2:22.769	419	13.619	2:25.507	54	15.705	2:24.058
81	5.886	2:34.322	10	8.000	2:26.269	10	8.027	2:23.106	54	13.806	2:26.734	419	15.858	2:24.398
67	6.243	2:34.679	67	8.634	2:24.539	54	9.320	2:23.630	67	14.182	2:26.238	43	17.611	2:23.182
42	6.737	2:35.173	54	8.769	2:23.937	67	10.192	2:24.637	43	16.588	2:26.310	67	19.400	2:27.377
54	6.980	2:35.416	419	9.154	2:23.437	419	10.360	2:24.285	777	18.697	2:28.541	42	21.159	2:23.715
36	7.234	2:35.670	777	10.871	2:25.234	777	12.404	2:24.612	42	19.603	2:26.312	18	23.768	2:25.669
777	7.785	2:36.221	43	12.096	2:25.055	43	12.526	2:23.509	60	19.623	2:27.552	10	27.851	2:25.124
419	7.865	2:36.301	60	12.548	2:26.027	60	14.319	2:24.850	18	20.258	2:25.047	60	36.687	2:39.223
60	8.669	2:37.105	18	14.168	2:26.569	42	15.539	2:24.294	10	24.886	2:39.107			
43	9.189	2:37.625	42	14.324	2:29.735	18	17.459	2:26.370	6	42.374	2:57.043 P			
18	9.747	2:38.183												

Weather / Track : Cloudy / Dry

Snetterton 300

Circuit Length = 2.9689 miles

Start: 15:49 Flag 16:08 End: 16:09

BRSCC Mazda MX-5 Championship

RACE 18 - 3A - LAP CHART

LAP 6 @ 16:03:46.464			LAP 7 @ 16:06:09.606			LAP 8 @ 16:08:32.327		
NO	BEHIND	LAP TIME	NO	BEHIND	LAP TIME	NO	BEHIND	LAP TIME
83		2:21.891	63		2:22.883	63		2:22.721
63	0.259	2:22.043	33	0.341	2:22.798	33	0.003	2:22.383
1	0.411	2:21.969	158	0.739	2:22.522	83	0.403	2:22.142
33	0.685	2:21.897	83	0.982	2:24.124	158	0.771	2:22.753
158	1.359	2:22.075	94	1.405	2:23.049	94	1.237	2:22.553
94	1.498	2:22.114	77	2.238	2:23.693	77	1.506	2:21.989
77	1.687	2:21.954	88	5.240	2:24.199	88	5.913	2:23.394
88	4.183	2:22.689	4	5.631	2:23.199	4	6.039	2:23.129
4	5.574	2:22.166	81	9.135	2:23.739	81	9.283	2:22.869
23	7.416	2:23.049	23	9.874	2:25.600	23	10.305	2:23.152
81	8.538	2:22.495	1	10.858	2:33.589	1	13.044	2:24.907
15	13.235	2:23.009	15	13.055	2:22.962	15	13.490	2:23.156
54	17.071	2:23.257	54	16.798	2:22.869	54	17.524	2:23.447
419	17.915	2:23.948	419	18.710	2:23.937	419	19.253	2:23.264
43	20.098	2:24.378	43	20.724	2:23.768	43	22.311	2:24.308
67	21.909	2:24.400	42	23.374	2:24.309	67	25.064	2:24.129
42	22.207	2:22.939	67	23.656	2:24.889	42	25.808	2:25.155
18	26.859	2:24.982	18	28.047	2:24.330	18	29.483	2:24.157
10	29.740	2:23.780	10	31.033	2:24.435	10	31.423	2:23.111
60	41.478	2:26.682	60	46.157	2:27.821	60	49.542	2:26.106

Weather / Track : Cloudy / Dry

Results can be found at www.tsl-timing.com

Page 2 of 2

Snetterton 300
Circuit Length = 2.9689 miles
Start: 15:49 Flag 16:08 End: 16:09

Printed - 16:11 Sunday, 15 April 2018

BRSCC Mazda MX-5 Championship

RACE 18 - 3A - LAP ANALYSIS

DIFF = Difference To Personal Best Lap

P1 63 Oliver ALLWOOD				
LAP	LAP TIME	DIFF	MPH	TIME OF DAY
1 -	2:28.436	6.692	72.00	15:51:54.939
2 -	2:22.148 (3)	0.404	75.18	15:54:17.087
3 -	2:23.653	1.909	74.40	15:56:40.740
4 -	2:22.196	0.452	75.16	15:59:02.936
5 -	2:21.744 (1)		75.40	16:01:24.680
6 -	2:22.043 (2)	0.299	75.24	16:03:46.723
7 -	2:22.883	1.139	74.80	16:06:09.606
8 -	2:22.721	0.977	74.88	16:08:32.327

P2 33 Jason GREATREX				
LAP	LAP TIME	DIFF	MPH	TIME OF DAY
1 -	2:29.377	7.977	71.55	15:51:55.880
2 -	2:21.918 (3)	0.518	75.31	15:54:17.798
3 -	2:22.588	1.188	74.95	15:56:40.386
4 -	2:23.466	2.066	74.49	15:59:03.852
5 -	2:21.400 (1)		75.58	16:01:25.252
6 -	2:21.897 (2)	0.497	75.32	16:03:47.149
7 -	2:22.798	1.398	74.84	16:06:09.947
8 -	2:22.383	0.983	75.06	16:08:32.330

P3 83 Brian TROTT				
LAP	LAP TIME	DIFF	MPH	TIME OF DAY
1 -	2:28.884	6.993	71.78	15:51:55.387
2 -	2:21.981 (2)	0.090	75.27	15:54:17.368
3 -	2:22.798	0.907	74.84	15:56:40.166
4 -	2:22.248	0.357	75.13	15:59:02.414
5 -	2:22.159	0.268	75.18	16:01:24.573
6 -	2:21.891 (1)		75.32	16:03:46.464
7 -	2:24.124	2.233	74.15	16:06:10.588
8 -	2:22.142 (3)	0.251	75.19	16:08:32.730

P4 158 Mike COMBER				
LAP	LAP TIME	DIFF	MPH	TIME OF DAY
1 -	2:29.105	7.070	71.68	15:51:55.608
2 -	2:22.035 (1)		75.24	15:54:17.643
3 -	2:22.715	0.680	74.89	15:56:40.358
4 -	2:23.283	1.248	74.59	15:59:03.641
5 -	2:22.107 (3)	0.072	75.21	16:01:25.748
6 -	2:22.075 (2)	0.040	75.22	16:03:47.823
7 -	2:22.522	0.487	74.99	16:06:10.345
8 -	2:22.753	0.718	74.87	16:08:33.098

P5 94 Charlie BURGE				
LAP	LAP TIME	DIFF	MPH	TIME OF DAY
1 -	2:29.886	8.391	71.30	15:51:56.389
2 -	2:22.222 (3)	0.727	75.15	15:54:18.611
3 -	2:22.530	1.035	74.98	15:56:41.141
4 -	2:23.212	1.717	74.63	15:59:04.353
5 -	2:21.495 (1)		75.53	16:01:25.848
6 -	2:22.114 (2)	0.619	75.20	16:03:47.962
7 -	2:23.049	1.554	74.71	16:06:11.011
8 -	2:22.553	1.058	74.97	16:08:33.564

P6 77 Stephen FODEN				
LAP	LAP TIME	DIFF	MPH	TIME OF DAY
1 -	2:30.899	9.516	70.82	15:51:57.402
2 -	2:22.121	0.738	75.20	15:54:19.523

DIFF = Difference To Personal Best Lap

3 -	2:22.189	0.806	75.16	15:56:41.712
4 -	2:23.102	1.719	74.68	15:59:04.814
5 -	2:21.383 (1)		75.59	16:01:26.197
6 -	2:21.954 (2)	0.571	75.29	16:03:48.151
7 -	2:23.693	2.310	74.38	16:06:11.844
8 -	2:21.989 (3)	0.606	75.27	16:08:33.833

P7 88 Stuart SYMONDS				
LAP	LAP TIME	DIFF	MPH	TIME OF DAY
1 -	2:30.599	7.950	70.97	15:51:57.102
2 -	2:22.649 (1)		74.92	15:54:19.751
3 -	2:22.690 (3)	0.041	74.90	15:56:42.441
4 -	2:22.775	0.126	74.85	15:59:05.216
5 -	2:22.742	0.093	74.87	16:01:27.958
6 -	2:22.689 (2)	0.040	74.90	16:03:50.647
7 -	2:24.199	1.550	74.12	16:06:14.846
8 -	2:23.394	0.745	74.53	16:08:38.240

P8 4 Adam BESSELL				
LAP	LAP TIME	DIFF	MPH	TIME OF DAY
1 -	2:33.420	11.366	69.66	15:51:59.923
2 -	2:22.768	0.714	74.86	15:54:22.691
3 -	2:22.499 (3)	0.445	75.00	15:56:45.190
4 -	2:22.628	0.574	74.93	15:59:07.818
5 -	2:22.054 (1)		75.23	16:01:29.872
6 -	2:22.166 (2)	0.112	75.18	16:03:52.038
7 -	2:23.199	1.145	74.63	16:06:15.237
8 -	2:23.129	1.075	74.67	16:08:38.366

P9 81 Sebastian FISHER				
LAP	LAP TIME	DIFF	MPH	TIME OF DAY
1 -	2:34.322	11.880	69.25	15:52:00.825
2 -	2:23.509	1.067	74.47	15:54:24.334
3 -	2:22.893	0.451	74.79	15:56:47.227
4 -	2:22.442 (1)		75.03	15:59:09.669
5 -	2:22.838 (3)	0.396	74.82	16:01:32.507
6 -	2:22.495 (2)	0.053	75.00	16:03:55.002
7 -	2:23.739	1.297	74.35	16:06:18.741
8 -	2:22.869	0.427	74.81	16:08:41.610

P10 23 Martin TOLLEY (M)				
LAP	LAP TIME	DIFF	MPH	TIME OF DAY
1 -	2:32.826	10.480	69.93	15:51:59.329
2 -	2:23.666	1.320	74.39	15:54:22.995
3 -	2:22.770 (3)	0.424	74.86	15:56:45.765
4 -	2:22.346 (1)		75.08	15:59:08.111
5 -	2:22.720 (2)	0.374	74.88	16:01:30.831
6 -	2:23.049	0.703	74.71	16:03:53.880
7 -	2:25.600	3.254	73.40	16:06:19.480
8 -	2:23.152	0.806	74.66	16:08:42.632

P11 1 Will BLACKWELL-CHAMBERS				
LAP	LAP TIME	DIFF	MPH	TIME OF DAY
1 -	2:29.752	8.109	71.37	15:51:56.255
2 -	2:22.192 (3)	0.549	75.16	15:54:18.447
3 -	2:22.539	0.896	74.98	15:56:40.986
4 -	2:22.277	0.634	75.12	15:59:03.263
5 -	2:21.643 (1)		75.45	16:01:24.906
6 -	2:21.969 (2)	0.326	75.28	16:03:46.875
7 -	2:33.589	11.946	69.58	16:06:20.464

Snetterton 300

Circuit Length = 2.9689 miles

Start: 15:49 Flag 16:08 End: 16:09

Weather / Track : Cloudy / Dry

BRSCC Mazda MX-5 Championship

RACE 18 - 3A - LAP ANALYSIS

DIFF = Difference To Personal Best Lap

8 - 2:24.907 3.264 73.75 16:08:45.371

P12 15 Harry DEANE

LAP	LAP TIME	DIFF	MPH	TIME OF DAY
1 -	2:33.999	11.037	69.40	15:52:00.502
2 -	2:24.033	1.071	74.20	15:54:24.535
3 -	2:23.107 (3)	0.145	74.68	15:56:47.642
4 -	2:25.110	2.148	73.65	15:59:12.752
5 -	2:23.938	0.976	74.25	16:01:36.690
6 -	2:23.009 (2)	0.047	74.73	16:03:59.699
7 -	2:22.962 (1)		74.76	16:06:22.661
8 -	2:23.156	0.194	74.66	16:08:45.817

P13 54 Marcus BAILEY (M)

LAP	LAP TIME	DIFF	MPH	TIME OF DAY
1 -	2:35.416	12.547	68.77	15:52:01.919
2 -	2:23.937	1.068	74.25	15:54:25.856
3 -	2:23.630	0.761	74.41	15:56:49.486
4 -	2:26.734	3.865	72.83	15:59:16.220
5 -	2:24.058	1.189	74.19	16:01:40.278
6 -	2:23.257 (2)	0.388	74.60	16:04:03.535
7 -	2:22.869 (1)		74.81	16:06:26.404
8 -	2:23.447 (3)	0.578	74.50	16:08:49.851

P14 419 Martyn CANNING

LAP	LAP TIME	DIFF	MPH	TIME OF DAY
1 -	2:36.301	13.037	68.38	15:52:02.804
2 -	2:23.437 (2)	0.173	74.51	15:54:26.241
3 -	2:24.285	1.021	74.07	15:56:50.526
4 -	2:25.507	2.243	73.45	15:59:16.033
5 -	2:24.398	1.134	74.01	16:01:40.431
6 -	2:23.948	0.684	74.24	16:04:04.379
7 -	2:23.937 (3)	0.673	74.25	16:06:28.316
8 -	2:23.264 (1)		74.60	16:08:51.580

P15 43 Lewis CANNON

LAP	LAP TIME	DIFF	MPH	TIME OF DAY
1 -	2:37.625	14.443	67.80	15:52:04.128
2 -	2:25.055	1.873	73.68	15:54:29.183
3 -	2:23.509 (2)	0.327	74.47	15:56:52.692
4 -	2:26.310	3.128	73.05	15:59:19.002
5 -	2:23.182 (1)		74.64	16:01:42.184
6 -	2:24.378	1.196	74.02	16:04:06.562
7 -	2:23.768 (3)	0.586	74.34	16:06:30.330
8 -	2:24.308	1.126	74.06	16:08:54.638

P16 67 Simon ORANGE (M)

LAP	LAP TIME	DIFF	MPH	TIME OF DAY
1 -	2:34.679	10.550	69.09	15:52:01.182
2 -	2:24.539 (3)	0.410	73.94	15:54:25.721
3 -	2:24.637	0.508	73.89	15:56:50.358
4 -	2:26.238	2.109	73.08	15:59:16.596
5 -	2:27.377	3.248	72.52	16:01:43.973
6 -	2:24.400 (2)	0.271	74.01	16:04:08.373
7 -	2:24.889	0.760	73.76	16:06:33.262
8 -	2:24.129 (1)		74.15	16:08:57.391

DIFF = Difference To Personal Best Lap

P17 18 Clive POWLES (M)

LAP	LAP TIME	DIFF	MPH	TIME OF DAY
1 -	2:38.183	14.026	67.56	15:52:04.686
2 -	2:26.569	2.412	72.92	15:54:31.255
3 -	2:26.370	2.213	73.02	15:56:57.625
4 -	2:25.047	0.890	73.68	15:59:22.672
5 -	2:25.669	1.512	73.37	16:01:48.341
6 -	2:24.982 (3)	0.825	73.72	16:04:13.323
7 -	2:24.330 (2)	0.173	74.05	16:06:37.653
8 -	2:24.157 (1)		74.14	16:09:01.810

P18 42 Paul BATEMAN (M)

LAP	LAP TIME	DIFF	MPH	TIME OF DAY
1 -	2:35.173	12.234	68.87	15:52:01.676
2 -	2:29.735	6.796	71.37	15:54:31.411
3 -	2:24.294 (3)	1.355	74.07	15:56:55.705
4 -	2:26.312	3.373	73.04	15:59:22.017
5 -	2:23.715 (2)	0.776	74.36	16:01:45.732
6 -	2:22.939 (1)		74.77	16:04:08.671
7 -	2:24.309	1.370	74.06	16:06:32.980
8 -	2:25.155	2.216	73.63	16:08:58.135

P19 10 Teddy CLARK

LAP	LAP TIME	DIFF	MPH	TIME OF DAY
1 -	2:32.315	9.209	70.17	15:51:58.818
2 -	2:26.269	3.163	73.07	15:54:25.087
3 -	2:23.106 (1)		74.68	15:56:48.193
4 -	2:39.107	16.001	67.17	15:59:27.300
5 -	2:25.124	2.018	73.64	16:01:52.424
6 -	2:23.780 (3)	0.674	74.33	16:04:16.204
7 -	2:24.435	1.329	73.99	16:06:40.639
8 -	2:23.111 (2)	0.005	74.68	16:09:03.750

P20 60 Nick LE DOYEN (M)

LAP	LAP TIME	DIFF	MPH	TIME OF DAY
1 -	2:37.105	12.255	68.03	15:52:03.608
2 -	2:26.027 (2)	1.177	73.19	15:54:29.635
3 -	2:24.850 (1)		73.78	15:56:54.485
4 -	2:27.552	2.702	72.43	15:59:22.037
5 -	2:39.223	14.373	67.12	16:02:01.260
6 -	2:26.682	1.832	72.86	16:04:27.942
7 -	2:27.821	2.971	72.30	16:06:55.763
8 -	2:26.106 (3)	1.256	73.15	16:09:21.869

P21 777 Courtney MILNES

LAP	LAP TIME	DIFF	MPH	TIME OF DAY
1 -	2:36.221	11.609	68.41	15:52:02.724
2 -	2:25.234 (2)	0.622	73.59	15:54:27.958
3 -	2:24.612 (1)		73.90	15:56:52.570
4 -	2:28.541 (3)	3.929	71.95	15:59:21.111

P22 6 Jack WARRY

LAP	LAP TIME	DIFF	MPH	TIME OF DAY
1 -	2:33.875	11.106	69.45	15:52:00.378
2 -	2:24.598 (2)	1.829	73.91	15:54:24.976
3 -	2:22.769 (1)		74.86	15:56:47.745
4 -	2:57.043 P	34.274	60.36	15:59:44.788

Weather / Track : Cloudy / Dry

Snetterton 300

Circuit Length = 2.9689 miles

Start: 15:49 Flag 16:08 End: 16:09

BRSCC Mazda MX-5 Championship

RACE 18 - 3A - LAP ANALYSIS

DIFF = Difference To Personal Best Lap

P23 36 Samuel SMITH				
LAP	LAP TIME	DIFF	MPH	TIME OF DAY
1 -	2:35.670 (1)		68.65	15:52:02.173

BRSCC Mazda MX-5 Championship

RACE 20 - 3B - CLASSIFICATION

POS	NO	NAME	ENTRY	LAPS	TIME	GAP	DIFF	MPH	BEST	ON
1	5	John LANGRIDGE	Mazda MX-5 Mk1	8	19:22.701			73.53	2:23.606	4
2	22	Paul TUCKER (M)	Mazda MX-5 Mk1	8	19:32.030	9.329	9.329	72.95	2:25.008	4
3	7	Adrian BURGE (M)	Mazda MX-5 Mk1	8	19:34.882	12.181	2.852	72.77	2:24.828	3
4	69	Sam GENDY	Mazda MX-5 Mk1	8	19:35.487	12.786	0.605	72.73	2:25.077	6
5	65	William HAYDEN	Mazda MX-5 Mk1	8	19:39.214	16.513	3.727	72.50	2:25.108	3
6	544	Jack MOODY	Mazda MX-5 Mk1	8	19:51.130	28.429	11.916	71.78	2:26.005	5
7	44	Bill TAYLOR	Mazda MX-5 Mk1	8	19:51.657	28.956	0.527	71.75	2:26.088	6
8	2	Jake STYLES	Mazda MX-5 Mk1	8	19:52.004	29.303	0.347	71.73	2:25.893	8
9	722	Alan HAWKINS (M)	Mazda MX-5 Mk1	8	19:53.378	30.677	1.374	71.64	2:27.468	8
10	80	Anthony HUTCHINS (M)	Mazda MX-5 Mk1	8	19:53.669	30.968	0.291	71.63	2:25.567	7
11	34	Callum GREATREX	Mazda MX-5 Mk1	8	19:54.592	31.891	0.923	71.57	2:25.330	8
12	74	Clive CHISNALL (M)	Mazda MX-5 Mk1	8	19:55.095	32.394	0.503	71.54	2:26.370	7
13	31	Bryn GRIFFITHS (M)	Mazda MX-5 Mk1	8	19:56.599	33.898	1.504	71.45	2:25.856	8
14	24	Oliver GRAHAM	Mazda MX-5 Mk1	8	19:58.119	35.418	1.520	71.36	2:26.590	8
15	45	Graham RUMSEY (M)	Mazda MX-5 Mk1	8	20:03.572	40.871	5.453	71.04	2:27.769	6
16	25	Ivan LEARY (M)	Mazda MX-5 Mk1	8	20:03.868	41.167	0.296	71.02	2:27.051	7
17	55	Matthew POLLARD	Mazda MX-5 Mk1	8	20:04.605	41.904	0.737	70.98	2:28.018	4
18	96	Charles MUGGLESTONE	Mazda MX-5 Mk1	8	20:13.249	50.548	8.644	70.47	2:29.026	7
19	40	David MARTIN	Mazda MX-5 Mk1	8	20:14.161	51.460	0.912	70.42	2:29.045	7
20	90	Bruce ROBINSON (M)	Mazda MX-5 Mk1	8	20:14.531	51.830	0.370	70.40	2:29.238	7
21	291	Luke SOUCH	Mazda MX-5 Mk1	8	20:14.758	52.057	0.227	70.38	2:29.425	6
22	78	Richard BARTLETT (M)	Mazda MX-5 Mk1	8	20:26.983	1:04.282	12.225	69.68	2:29.967	6
23	58	Dale WHITEMAN (M)	Mazda MX-5 Mk1	8	20:27.366	1:04.665	0.383	69.66	2:30.359	7

NOT CLASSIFIED

DNF	19	Oliver ROBINSON (M)	Mazda MX-5 Mk1	2	5:52.647	6 Laps	6 Laps	60.61
-----	----	---------------------	----------------	---	----------	---------------	--------	-------

FASTEST LAP

5	John LANGRIDGE	Mazda MX-5 Mk1	4	2:23.606	74.42 mph	119.77 kph
---	----------------	----------------	---	----------	-----------	------------

Weather / Track : Cloudy / Dry

These results are provisional until the conclusion of any judicial and technical matters.

Snetterton 300

Circuit Length = 2.9689 miles

Start: 16:46 Flag 17:05 End: 17:06

Clerk Of Course :

Timekeeper :

BRSCC Mazda MX-5 Championship

RACE 20 - 3B - LAP CHART

LAP 1 @ 16:48:43.611			LAP 2 @ 16:51:07.936			LAP 3 @ 16:53:31.614			LAP 4 @ 16:55:55.220			LAP 5 @ 16:58:18.990		
NO	BEHIND	LAP TIME	NO	BEHIND	LAP TIME	NO	BEHIND	LAP TIME	NO	BEHIND	LAP TIME	NO	BEHIND	LAP TIME
22		2:32.672	5		2:24.146	5		2:23.678	5		2:23.606	5		2:23.770
5	0.179	2:32.851	22	0.769	2:25.094	22	2.187	2:25.096	22	3.589	2:25.008	22	5.228	2:25.409
69	0.722	2:33.394	69	2.362	2:25.965	7	3.956	2:24.828	65	6.577	2:25.419	65	8.363	2:25.556
7	1.017	2:33.689	7	2.806	2:26.114	69	4.317	2:25.633	69	6.733	2:26.022	69	9.236	2:26.273
65	1.860	2:34.532	65	3.334	2:25.799	65	4.764	2:25.108	7	6.834	2:26.484	7	10.034	2:26.970
722	4.430	2:37.102	722	7.721	2:27.616	722	11.799	2:27.756	722	16.373	2:28.180	722	20.162	2:27.559
25	4.671	2:37.343	80	9.900	2:28.177	44	15.445	2:28.801	44	19.437	2:27.598	544	21.849	2:26.005
19	5.412	2:38.084	2	10.010	2:28.480	74	15.691	2:29.203	544	19.614	2:27.481	44	22.485	2:26.818
74	5.593	2:38.265	74	10.166	2:28.898	544	15.739	2:28.995	74	20.756	2:28.671	2	24.628	2:27.155
2	5.855	2:38.527	44	10.322	2:27.973	80	15.878	2:29.656	34	21.074	2:27.380	74	24.861	2:27.875
80	6.048	2:38.720	544	10.422	2:27.546	2	16.716	2:30.384	2	21.243	2:28.133	80	25.778	2:27.454
55	6.379	2:39.051	55	11.181	2:29.127	24	16.963	2:29.375	24	21.381	2:28.024	34	25.821	2:28.517
44	6.674	2:39.346	24	11.266	2:28.509	55	17.245	2:29.742	55	21.657	2:28.018	25	26.274	2:27.390
24	7.082	2:39.754	34	12.446	2:28.519	34	17.300	2:28.532	80	22.094	2:29.822	31	26.932	2:27.397
544	7.201	2:39.873	31	13.546	2:30.033	31	17.914	2:28.046	25	22.654	2:28.153	24	27.096	2:29.485
31	7.838	2:40.510	25	13.700	2:33.354	25	18.107	2:28.085	31	23.305	2:28.997	55	28.457	2:30.570
34	8.252	2:40.924	45	14.866	2:29.946	45	20.490	2:29.302	45	25.882	2:28.998	45	30.728	2:28.616
45	9.245	2:41.917	96	16.855	2:31.076	90	23.361	2:30.179	90	29.691	2:29.936	90	35.583	2:29.662
96	10.104	2:42.776	90	16.860	2:30.293	96	23.661	2:30.484	96	29.838	2:29.783	96	35.897	2:29.829
90	10.892	2:43.564	291	18.499	2:31.117	40	24.619	2:29.546	40	30.220	2:29.207	291	36.744	2:29.815
291	11.707	2:44.379	40	18.751	2:31.002	291	24.758	2:29.937	291	30.699	2:29.547	40	37.061	2:30.611
40	12.074	2:44.746	78	20.746	2:32.242	78	29.330	2:32.262	78	37.431	2:31.707	58	45.718	2:31.502
78	12.829	2:45.501	58	21.701	2:31.850	58	30.063	2:32.040	58	37.986	2:31.529	78	46.043	2:32.382
58	14.176	2:46.848	19	55.650	3:14.563 P									

Weather / Track : Cloudy / Dry

Snetterton 300
 Circuit Length = 2.9689 miles
 Start: 16:46 Flag 17:05 End: 17:06

BRSCC Mazda MX-5 Championship

RACE 20 - 3B - LAP CHART

LAP 6 @ 17:00:43.571			LAP 7 @ 17:03:08.374			LAP 8 @ 17:05:33.640		
NO	BEHIND	LAP TIME	NO	BEHIND	LAP TIME	NO	BEHIND	LAP TIME
5		2:24.581	5		2:24.803	5		2:25.266
22	6.985	2:26.338	22	8.568	2:26.386	22	9.329	2:26.027
69	9.732	2:25.077	7	11.628	2:25.597	7	12.181	2:25.819
65	9.910	2:26.128	69	12.110	2:27.181	69	12.786	2:25.942
7	10.834	2:25.381	65	16.189	2:31.082	65	16.513	2:25.590
722	23.224	2:27.643	544	26.520	2:27.493	544	28.429	2:27.175
544	23.830	2:26.562	44	27.678	2:28.489	44	28.956	2:26.544
44	23.992	2:26.088	722	28.475	2:30.054	2	29.303	2:25.893
2	25.978	2:25.931	2	28.676	2:27.501	722	30.677	2:27.468
74	27.339	2:27.059	74	28.906	2:26.370	80	30.968	2:26.031
80	29.439	2:28.242	80	30.203	2:25.567	34	31.891	2:25.330
34	30.849	2:29.609	34	31.827	2:25.781	74	32.394	2:28.754
31	30.976	2:28.625	31	33.308	2:27.135	31	33.898	2:25.856
24	31.179	2:28.664	25	33.876	2:27.051	24	35.418	2:26.590
25	31.628	2:29.935	24	34.094	2:27.718	45	40.871	2:28.860
55	32.118	2:28.242	55	36.004	2:28.689	25	41.167	2:32.557
45	33.916	2:27.769	45	37.277	2:28.164	55	41.904	2:31.166
90	41.070	2:30.068	90	45.505	2:29.238	96	50.548	2:30.227
96	41.364	2:30.048	96	45.587	2:29.026	40	51.460	2:30.360
291	41.588	2:29.425	40	46.366	2:29.045	90	51.830	2:31.591
40	42.124	2:29.644	291	46.656	2:29.871	291	52.057	2:30.667
78	51.429	2:29.967	78	58.041	2:31.415	78	1:04.282	2:31.507
58	53.095	2:31.958	58	58.651	2:30.359	58	1:04.665	2:31.280

Weather / Track : Cloudy / Dry

Results can be found at www.tsl-timing.com

Page 2 of 2

Snetterton 300
Circuit Length = 2.9689 miles
Start: 16:46 Flag 17:05 End: 17:06

Printed - 17:07 Sunday, 15 April 2018

BRSCC Mazda MX-5 Championship

RACE 20 - 3B - LAP ANALYSIS

DIFF = Difference To Personal Best Lap

P1 5 John LANGRIDGE				
LAP	LAP TIME	DIFF	MPH	TIME OF DAY
1 -	2:32.851	9.245	69.92	16:48:43.790
2 -	2:24.146	0.540	74.14	16:51:07.936
3 -	2:23.678 (2)	0.072	74.38	16:53:31.614
4 -	2:23.606 (1)		74.42	16:55:55.220
5 -	2:23.770 (3)	0.164	74.34	16:58:18.990
6 -	2:24.581	0.975	73.92	17:00:43.571
7 -	2:24.803	1.197	73.81	17:03:08.374
8 -	2:25.266	1.660	73.57	17:05:33.640

P2 22 Paul TUCKER (M)				
LAP	LAP TIME	DIFF	MPH	TIME OF DAY
1 -	2:32.672	7.664	70.00	16:48:43.611
2 -	2:25.094 (2)	0.086	73.66	16:51:08.705
3 -	2:25.096 (3)	0.088	73.66	16:53:33.801
4 -	2:25.008 (1)		73.70	16:55:58.809
5 -	2:25.409	0.401	73.50	16:58:24.218
6 -	2:26.338	1.330	73.03	17:00:50.556
7 -	2:26.386	1.378	73.01	17:03:16.942
8 -	2:26.027	1.019	73.19	17:05:42.969

P3 7 Adrian BURGE (M)				
LAP	LAP TIME	DIFF	MPH	TIME OF DAY
1 -	2:33.689	8.861	69.54	16:48:44.628
2 -	2:26.114	1.286	73.14	16:51:10.742
3 -	2:24.828 (1)		73.79	16:53:35.570
4 -	2:26.484	1.656	72.96	16:56:02.054
5 -	2:26.970	2.142	72.72	16:58:29.024
6 -	2:25.381 (2)	0.553	73.51	17:00:54.405
7 -	2:25.597 (3)	0.769	73.40	17:03:20.002
8 -	2:25.819	0.991	73.29	17:05:45.821

P4 69 Sam GENDY				
LAP	LAP TIME	DIFF	MPH	TIME OF DAY
1 -	2:33.394	8.317	69.67	16:48:44.333
2 -	2:25.965	0.888	73.22	16:51:10.298
3 -	2:25.633 (2)	0.556	73.39	16:53:35.931
4 -	2:26.022	0.945	73.19	16:56:01.953
5 -	2:26.273	1.196	73.06	16:58:28.226
6 -	2:25.077 (1)		73.67	17:00:53.303
7 -	2:27.181	2.104	72.61	17:03:20.484
8 -	2:25.942 (3)	0.865	73.23	17:05:46.426

P5 65 William HAYDEN				
LAP	LAP TIME	DIFF	MPH	TIME OF DAY
1 -	2:34.532	9.424	69.16	16:48:45.471
2 -	2:25.799	0.691	73.30	16:51:11.270
3 -	2:25.108 (1)		73.65	16:53:36.378
4 -	2:25.419 (2)	0.311	73.49	16:56:01.797
5 -	2:25.556 (3)	0.448	73.42	16:58:27.353
6 -	2:26.128	1.020	73.14	17:00:53.481
7 -	2:31.082	5.974	70.74	17:03:24.563
8 -	2:25.590	0.482	73.41	17:05:50.153

P6 544 Jack MOODY				
LAP	LAP TIME	DIFF	MPH	TIME OF DAY
1 -	2:39.873	13.868	66.85	16:48:50.812
2 -	2:27.546	1.541	72.43	16:51:18.358

DIFF = Difference To Personal Best Lap

3 -	2:28.995	2.990	71.73	16:53:47.353
4 -	2:27.481	1.476	72.47	16:56:14.834
5 -	2:26.005 (1)		73.20	16:58:40.839
6 -	2:26.562 (2)	0.557	72.92	17:01:07.401
7 -	2:27.493	1.488	72.46	17:03:34.894
8 -	2:27.175 (3)	1.170	72.62	17:06:02.069

P7 44 Bill TAYLOR				
LAP	LAP TIME	DIFF	MPH	TIME OF DAY
1 -	2:39.346	13.258	67.07	16:48:50.285
2 -	2:27.973	1.885	72.22	16:51:18.258
3 -	2:28.801	2.713	71.82	16:53:47.059
4 -	2:27.598	1.510	72.41	16:56:14.657
5 -	2:26.818 (3)	0.730	72.79	16:58:41.475
6 -	2:26.088 (1)		73.16	17:01:07.563
7 -	2:28.489	2.401	71.97	17:03:36.052
8 -	2:26.544 (2)	0.456	72.93	17:06:02.596

P8 2 Jake STYLES				
LAP	LAP TIME	DIFF	MPH	TIME OF DAY
1 -	2:38.527	12.634	67.42	16:48:49.466
2 -	2:28.480	2.587	71.98	16:51:17.946
3 -	2:30.384	4.491	71.07	16:53:48.330
4 -	2:28.133	2.240	72.15	16:56:16.463
5 -	2:27.155 (3)	1.262	72.63	16:58:43.618
6 -	2:25.931 (2)	0.038	73.24	17:01:09.549
7 -	2:27.501	1.608	72.46	17:03:37.050
8 -	2:25.893 (1)		73.25	17:06:02.943

P9 722 Alan HAWKINS (M)				
LAP	LAP TIME	DIFF	MPH	TIME OF DAY
1 -	2:37.102	9.634	68.03	16:48:48.041
2 -	2:27.616 (3)	0.148	72.40	16:51:15.657
3 -	2:27.756	0.288	72.33	16:53:43.413
4 -	2:28.180	0.712	72.12	16:56:11.593
5 -	2:27.559 (2)	0.091	72.43	16:58:39.152
6 -	2:27.643	0.175	72.39	17:01:06.795
7 -	2:30.054	2.586	71.22	17:03:36.849
8 -	2:27.468 (1)		72.47	17:06:04.317

P10 80 Anthony HUTCHINS (M)				
LAP	LAP TIME	DIFF	MPH	TIME OF DAY
1 -	2:38.720	13.153	67.33	16:48:49.659
2 -	2:28.177	2.610	72.13	16:51:17.836
3 -	2:29.656	4.089	71.41	16:53:47.492
4 -	2:29.822	4.255	71.33	16:56:17.314
5 -	2:27.454 (3)	1.887	72.48	16:58:44.768
6 -	2:28.242	2.675	72.09	17:01:13.010
7 -	2:25.567 (1)		73.42	17:03:38.577
8 -	2:26.031 (2)	0.464	73.19	17:06:04.608

P11 34 Callum GREATREX				
LAP	LAP TIME	DIFF	MPH	TIME OF DAY
1 -	2:40.924	15.594	66.41	16:48:51.863
2 -	2:28.519	3.189	71.96	16:51:20.382
3 -	2:28.532	3.202	71.95	16:53:48.914
4 -	2:27.380 (3)	2.050	72.52	16:56:16.294
5 -	2:28.517	3.187	71.96	16:58:44.811
6 -	2:29.609	4.279	71.44	17:01:14.420
7 -	2:25.781 (2)	0.451	73.31	17:03:40.201

Snetterton 300

Circuit Length = 2.9689 miles

Start: 16:46 Flag 17:05 End: 17:06

Weather / Track : Cloudy / Dry

BRSCC Mazda MX-5 Championship

RACE 20 - 3B - LAP ANALYSIS

DIFF = Difference To Personal Best Lap

8 - 2:25.330 (1) 73.54 17:06:05.531

P12 74 Clive CHISNALL (M)				
LAP	LAP TIME	DIFF	MPH	TIME OF DAY
1 -	2:38.265	11.895	67.53	16:48:49.204
2 -	2:28.898	2.528	71.78	16:51:18.102
3 -	2:29.203	2.833	71.63	16:53:47.305
4 -	2:28.671	2.301	71.89	16:56:15.976
5 -	2:27.875 (3)	1.505	72.27	16:58:43.851
6 -	2:27.059 (2)	0.689	72.67	17:01:10.910
7 -	2:26.370 (1)		73.02	17:03:37.280
8 -	2:28.754	2.384	71.85	17:06:06.034

P13 31 Bryn GRIFFITHS (M)				
LAP	LAP TIME	DIFF	MPH	TIME OF DAY
1 -	2:40.510	14.654	66.58	16:48:51.449
2 -	2:30.033	4.177	71.23	16:51:21.482
3 -	2:28.046	2.190	72.19	16:53:49.528
4 -	2:28.997	3.141	71.73	16:56:18.525
5 -	2:27.397 (3)	1.541	72.51	16:58:45.922
6 -	2:28.625	2.769	71.91	17:01:14.547
7 -	2:27.135 (2)	1.279	72.64	17:03:41.682
8 -	2:25.856 (1)		73.27	17:06:07.538

P14 24 Oliver GRAHAM				
LAP	LAP TIME	DIFF	MPH	TIME OF DAY
1 -	2:39.754	13.164	66.90	16:48:50.693
2 -	2:28.509	1.919	71.96	16:51:19.202
3 -	2:29.375	2.785	71.55	16:53:48.577
4 -	2:28.024 (3)	1.434	72.20	16:56:16.601
5 -	2:29.485	2.895	71.49	16:58:46.086
6 -	2:28.664	2.074	71.89	17:01:14.750
7 -	2:27.718 (2)	1.128	72.35	17:03:42.468
8 -	2:26.590 (1)		72.91	17:06:09.058

P15 45 Graham RUMSEY (M)				
LAP	LAP TIME	DIFF	MPH	TIME OF DAY
1 -	2:41.917	14.148	66.00	16:48:52.856
2 -	2:29.946	2.177	71.27	16:51:22.802
3 -	2:29.302	1.533	71.58	16:53:52.104
4 -	2:28.998	1.229	71.73	16:56:21.102
5 -	2:28.616 (3)	0.847	71.91	16:58:49.718
6 -	2:27.769 (1)		72.32	17:01:17.487
7 -	2:28.164 (2)	0.395	72.13	17:03:45.651
8 -	2:28.860	1.091	71.79	17:06:14.511

P16 25 Ivan LEARY (M)				
LAP	LAP TIME	DIFF	MPH	TIME OF DAY
1 -	2:37.343	10.292	67.92	16:48:48.282
2 -	2:33.354	6.303	69.69	16:51:21.636
3 -	2:28.085 (3)	1.034	72.17	16:53:49.721
4 -	2:28.153	1.102	72.14	16:56:17.874
5 -	2:27.390 (2)	0.339	72.51	16:58:45.264
6 -	2:29.935	2.884	71.28	17:01:15.199
7 -	2:27.051 (1)		72.68	17:03:42.250
8 -	2:32.557	5.506	70.05	17:06:14.807

DIFF = Difference To Personal Best Lap

P17 55 Matthew POLLARD				
LAP	LAP TIME	DIFF	MPH	TIME OF DAY
1 -	2:39.051	11.033	67.19	16:48:49.990
2 -	2:29.127	1.109	71.67	16:51:19.117
3 -	2:29.742	1.724	71.37	16:53:48.859
4 -	2:28.018 (1)		72.20	16:56:16.877
5 -	2:30.570	2.552	70.98	16:58:47.447
6 -	2:28.242 (2)	0.224	72.09	17:01:15.689
7 -	2:28.689 (3)	0.671	71.88	17:03:44.378
8 -	2:31.166	3.148	70.70	17:06:15.544

P18 96 Charles MUGGLESTONE				
LAP	LAP TIME	DIFF	MPH	TIME OF DAY
1 -	2:42.776	13.750	65.66	16:48:53.715
2 -	2:31.076	2.050	70.74	16:51:24.791
3 -	2:30.484	1.458	71.02	16:53:55.275
4 -	2:29.783 (2)	0.757	71.35	16:56:25.058
5 -	2:29.829 (3)	0.803	71.33	16:58:54.887
6 -	2:30.048	1.022	71.23	17:01:24.935
7 -	2:29.026 (1)		71.71	17:03:53.961
8 -	2:30.227	1.201	71.14	17:06:24.188

P19 40 David MARTIN				
LAP	LAP TIME	DIFF	MPH	TIME OF DAY
1 -	2:44.746	15.701	64.87	16:48:55.685
2 -	2:31.002	1.957	70.78	16:51:26.687
3 -	2:29.546 (3)	0.501	71.47	16:53:56.233
4 -	2:29.207 (2)	0.162	71.63	16:56:25.440
5 -	2:30.611	1.566	70.96	16:58:56.051
6 -	2:29.644	0.599	71.42	17:01:25.695
7 -	2:29.045 (1)		71.71	17:03:54.740
8 -	2:30.360	1.315	71.08	17:06:25.100

P20 90 Bruce ROBINSON (M)				
LAP	LAP TIME	DIFF	MPH	TIME OF DAY
1 -	2:43.564	14.326	65.34	16:48:54.503
2 -	2:30.293	1.055	71.11	16:51:24.796
3 -	2:30.179	0.941	71.16	16:53:54.975
4 -	2:29.936 (3)	0.698	71.28	16:56:24.911
5 -	2:29.662 (2)	0.424	71.41	16:58:54.573
6 -	2:30.068	0.830	71.22	17:01:24.641
7 -	2:29.238 (1)		71.61	17:03:53.879
8 -	2:31.591	2.353	70.50	17:06:25.470

P21 291 Luke SOUCH				
LAP	LAP TIME	DIFF	MPH	TIME OF DAY
1 -	2:44.379	14.954	65.02	16:48:55.318
2 -	2:31.117	1.692	70.72	16:51:26.435
3 -	2:29.937	0.512	71.28	16:53:56.372
4 -	2:29.547 (2)	0.122	71.46	16:56:25.919
5 -	2:29.815 (3)	0.390	71.34	16:58:55.734
6 -	2:29.425 (1)		71.52	17:01:25.159
7 -	2:29.871	0.446	71.31	17:03:55.030
8 -	2:30.667	1.242	70.93	17:06:25.697

P22 78 Richard BARTLETT (M)				
LAP	LAP TIME	DIFF	MPH	TIME OF DAY
1 -	2:45.501	15.534	64.58	16:48:56.440
2 -	2:32.242	2.275	70.20	16:51:28.682

Snetterton 300

Circuit Length = 2.9689 miles

Start: 16:46 Flag 17:05 End: 17:06

Weather / Track : Cloudy / Dry

BRSCC Mazda MX-5 Championship

RACE 20 - 3B - LAP ANALYSIS

DIFF = Difference To Personal Best Lap

3 -	2:32.262	2.295	70.19	16:54:00.944
4 -	2:31.707	1.740	70.45	16:56:32.651
5 -	2:32.382	2.415	70.14	16:59:05.033
6 -	2:29.967 (1)		71.26	17:01:35.000
7 -	2:31.415 (2)	1.448	70.58	17:04:06.415
8 -	2:31.507 (3)	1.540	70.54	17:06:37.922

P23 58 Dale WHITEMAN (M)				
LAP	LAP TIME	DIFF	MPH	TIME OF DAY

1 -	2:46.848	16.489	64.05	16:48:57.787
2 -	2:31.850	1.491	70.38	16:51:29.637
3 -	2:32.040	1.681	70.29	16:54:01.677
4 -	2:31.529	1.170	70.53	16:56:33.206
5 -	2:31.502 (3)	1.143	70.54	16:59:04.708
6 -	2:31.958	1.599	70.33	17:01:36.666
7 -	2:30.359 (1)		71.08	17:04:07.025
8 -	2:31.280 (2)	0.921	70.65	17:06:38.305

P24 19 Oliver ROBINSON (M)				
LAP	LAP TIME	DIFF	MPH	TIME OF DAY

1 -	2:38.084		67.61	16:48:49.023
2 -	3:14.563 P		54.93	16:52:03.586