



# BRSCC Mazda MX-5 Championship

Rockingham ISS Long Circuit

15<sup>th</sup> / 16<sup>th</sup> September 2018



Results Provided by Timing Solutions Ltd  
[www.tsl-timing.com](http://www.tsl-timing.com)

# BRSCC Mazda MX-5 Championship

## QUALIFYING - GROUP 1 - CLASSIFICATION

POS	NO	NAME	ENTRY	TIME	ON	LAPS	GAP	DIFF	MPH
1	1	<b>Will BLACKWELL-CHAMBERS</b>	Mazda MX-5 Mk1	<b>1:47.565</b>	10	11			68.60
2	5	<b>John LANGRIDGE</b>	Mazda MX-5 Mk1	<b>1:47.871</b>	10	10	<b>0.306</b>	0.306	68.41
3	42	<b>Paul BATEMAN (M)</b>	Mazda MX-5 Mk1	<b>1:48.134</b>	9	10	<b>0.569</b>	0.263	68.24
4	93	<b>Jack BREWER</b>	Mazda MX-5 Mk1	<b>1:48.376</b>	4	11	<b>0.811</b>	0.242	68.09
5	33	<b>Jason GREATREX</b>	Mazda MX-5 Mk1	<b>1:48.412</b>	6	11	<b>0.847</b>	0.036	68.07
6	77	<b>Stephen FODEN</b>	Mazda MX-5 Mk1	<b>1:48.642</b>	9	10	<b>1.077</b>	0.230	67.92
7	83	<b>Brian TROTT (M)</b>	Mazda MX-5 Mk1	<b>1:48.672</b>	4	10	<b>1.107</b>	0.030	67.91
8	29	<b>Adam CRAIG</b>	Mazda MX-5 Mk1	<b>1:49.259</b>	7	11	<b>1.694</b>	0.587	67.54
9	52	<b>Jon PETHICK</b>	Mazda MX-5 Mk1	<b>1:49.711</b>	6	11	<b>2.146</b>	0.452	67.26
10	41	<b>Kevin BRENT (M)</b>	Mazda MX-5 Mk1	<b>1:49.829</b>	5	11	<b>2.264</b>	0.118	67.19
11	65	<b>William HAYDEN</b>	Mazda MX-5 Mk1	<b>1:49.921</b>	6	10	<b>2.356</b>	0.092	67.13
12	43	<b>Lewis CANNON</b>	Mazda MX-5 Mk1	<b>1:49.931</b>	2	11	<b>2.366</b>	0.010	67.13
13	19	<b>Oliver ROBINSON (M)</b>	Mazda MX-5 Mk1	<b>1:50.914</b>	2	10	<b>3.349</b>	0.983	66.53
14	96	<b>Charles MUGGLESTONE</b>	Mazda MX-5 Mk1	<b>1:51.080</b>	8	9	<b>3.515</b>	0.166	66.43
15	60	<b>Nick LE DOYEN (M)</b>	Mazda MX-5 Mk1	<b>1:52.005</b>	2	11	<b>4.440</b>	0.925	65.88
16	74	<b>Clive CHISNALL (M)</b>	Mazda MX-5 Mk1	<b>1:52.104</b>	8	10	<b>4.539</b>	0.099	65.83
17	2	<b>Jake STYLES (U-18)</b>	Mazda MX-5 Mk1	<b>1:52.492</b>	5	11	<b>4.927</b>	0.388	65.60
18	44	<b>Bill TAYLOR</b>	Mazda MX-5 Mk1	<b>1:53.271</b>	2	5	<b>5.706</b>	0.779	65.15
19	53	<b>Jonathan FIELDSEND (M)</b>	Mazda MX-5 Mk1	<b>1:53.578</b>	11	11	<b>6.013</b>	0.307	64.97
20	58	<b>Dale WHITEMAN (M)</b>	Mazda MX-5 Mk1	<b>1:54.218</b>	10	11	<b>6.653</b>	0.640	64.61
21	11	<b>Sam JARVIS</b>	Mazda MX-5 Mk1	<b>1:54.709</b>	9	10	<b>7.144</b>	0.491	64.33

Weather / Track : Sunny / Dry

These results are provisional until the conclusion of any judicial and technical matters.

Rockingham ISS Long

Circuit Length = 2.0500 miles

Start: 10:31 Flag 10:51 End: 10:54

Clerk Of Course :	Timekeeper :
-------------------	--------------

# BRSCC Mazda MX-5 Championship

## QUALIFYING - GROUP 1 - LAP ANALYSIS

DIFF = Difference To Personal Best Lap

P1 1 Will BLACKWELL-CHAMBERS				
LAP	LAP TIME	DIFF	MPH	TIME OF DAY
1 -				10:33:37.550
2 -	1:47.882 (2)	0.317	68.40	10:35:25.432
3 -	1:47.908 (3)	0.343	68.39	10:37:13.340
4 -	1:53.211	5.646	65.18	10:39:06.551
5 -	1:48.355	0.790	68.10	10:40:54.906
6 -	1:51.347	3.782	66.27	10:42:46.253
7 -	1:48.468	0.903	68.03	10:44:34.721
8 -	1:50.648 P	3.083	66.69	10:46:25.369
9 -	3:27.102	1:39.537	35.63	10:49:52.471
10 -	<b>1:47.565 (1)</b>		<b>68.60</b>	<b>10:51:40.036</b>
11 -	1:53.430	5.865	65.06	10:53:33.466

P2 5 John LANGRIDGE				
LAP	LAP TIME	DIFF	MPH	TIME OF DAY
1 -				10:34:00.674
2 -	1:48.705	0.834	67.89	10:35:49.379
3 -	1:50.548	2.677	66.75	10:37:39.927
4 -	1:49.431	1.560	67.43	10:39:29.358
5 -	1:48.434	0.563	68.05	10:41:17.792
6 -	1:48.095 (2)	0.224	68.27	10:43:05.887
7 -	1:48.171 P	0.300	68.22	10:44:54.058
8 -	3:35.065	1:47.194	34.31	10:48:29.123
9 -	1:48.120 (3)	0.249	68.25	10:50:17.243
10 -	<b>1:47.871 (1)</b>		<b>68.41</b>	<b>10:52:05.114</b>

P3 42 Paul BATEMAN (M)				
LAP	LAP TIME	DIFF	MPH	TIME OF DAY
1 -				10:33:44.337
2 -	1:48.480	0.346	68.03	10:35:32.817
3 -	1:48.395 (2)	0.261	68.08	10:37:21.212
4 -	1:48.451 (3)	0.317	68.04	10:39:09.663
5 -	1:48.485	0.351	68.02	10:40:58.148
6 -	1:48.885	0.751	67.77	10:42:47.033
7 -	1:48.988	0.854	67.71	10:44:36.021
8 -	1:50.415	2.281	66.83	10:46:26.436
9 -	<b>1:48.134 (1)</b>		<b>68.24</b>	<b>10:48:14.570</b>
10 -	1:56.318 P	8.184	63.44	10:50:10.888

P4 93 Jack BREWER				
LAP	LAP TIME	DIFF	MPH	TIME OF DAY
1 -				10:33:43.012
2 -	1:48.443 (2)	0.067	68.05	10:35:31.455
3 -	1:48.968	0.592	67.72	10:37:20.423
4 -	<b>1:48.376 (1)</b>		<b>68.09</b>	<b>10:39:08.799</b>
5 -	1:50.312	1.936	66.90	10:40:59.111
6 -	1:49.081	0.705	67.65	10:42:48.192
7 -	1:48.646	0.270	67.92	10:44:36.838
8 -	1:48.525 (3)	0.149	68.00	10:46:25.363
9 -	1:48.594	0.218	67.95	10:48:13.957
10 -	2:00.482	12.106	61.25	10:50:14.439
11 -	1:51.328	2.952	66.29	10:52:05.767

P5 33 Jason GREATREX				
LAP	LAP TIME	DIFF	MPH	TIME OF DAY
1 -				10:33:42.363
2 -	1:48.712	0.300	67.88	10:35:31.075
3 -	1:48.554 (2)	0.142	67.98	10:37:19.629
4 -	1:48.753	0.341	67.86	10:39:08.382

DIFF = Difference To Personal Best Lap

5 -	1:48.717	0.305	67.88	10:40:57.099
6 -	<b>1:48.412 (1)</b>		<b>68.07</b>	<b>10:42:45.511</b>
7 -	2:01.120	12.708	60.93	10:44:46.631
8 -	2:12.733	24.321	55.60	10:46:59.364
9 -	1:55.528	7.116	63.88	10:48:54.892
10 -	1:48.706 (3)	0.294	67.88	10:50:43.598
11 -	1:49.590	1.178	67.34	10:52:33.188

P6 77 Stephen FODEN				
LAP	LAP TIME	DIFF	MPH	TIME OF DAY
1 -				10:33:38.981
2 -	1:49.068	0.426	67.66	10:35:28.049
3 -	1:48.852	0.210	67.79	10:37:16.901
4 -	1:48.843 (3)	0.201	67.80	10:39:05.744
5 -	1:48.932	0.290	67.74	10:40:54.676
6 -	1:52.678	4.036	65.49	10:42:47.354
7 -	1:48.853	0.211	67.79	10:44:36.207
8 -	1:48.701 (2)	0.059	67.89	10:46:24.908
9 -	<b>1:48.642 (1)</b>		<b>67.92</b>	<b>10:48:13.550</b>
10 -	1:59.457 P	10.815	61.77	10:50:13.007

P7 83 Brian TROTT (M)				
LAP	LAP TIME	DIFF	MPH	TIME OF DAY
1 -				10:34:00.515
2 -	1:50.054	1.382	67.05	10:35:50.569
3 -	1:49.815 (3)	1.143	67.20	10:37:40.384
4 -	<b>1:48.672 (1)</b>		<b>67.91</b>	<b>10:39:29.056</b>
5 -	1:49.567 (2)	0.895	67.35	10:41:18.623
6 -	1:52.626	3.954	65.52	10:43:11.249
7 -	1:46.100 P		69.55	10:44:57.349
8 -	3:31.043	1:42.371	34.96	10:48:28.392
9 -	1:50.202	1.530	66.96	10:50:18.594
10 -	1:50.300	1.628	66.90	10:52:08.894

P8 29 Adam CRAIG				
LAP	LAP TIME	DIFF	MPH	TIME OF DAY
1 -				10:34:04.126
2 -	1:50.302	1.043	66.90	10:35:54.428
3 -	1:49.987	0.728	67.09	10:37:44.415
4 -	1:49.387 (2)	0.128	67.46	10:39:33.802
5 -	1:49.415 (3)	0.156	67.44	10:41:23.217
6 -	1:49.756	0.497	67.24	10:43:12.973
7 -	<b>1:49.259 (1)</b>		<b>67.54</b>	<b>10:45:02.232</b>
8 -	1:50.294	1.035	66.91	10:46:52.526
9 -	1:49.922	0.663	67.13	10:48:42.448
10 -	1:49.862	0.603	67.17	10:50:32.310
11 -	1:50.090	0.831	67.03	10:52:22.400

P9 52 Jon PETHICK				
LAP	LAP TIME	DIFF	MPH	TIME OF DAY
1 -				10:34:02.754
2 -	1:51.026	1.315	66.47	10:35:53.780
3 -	1:51.500	1.789	66.18	10:37:45.280
4 -	1:49.813 (3)	0.102	67.20	10:39:35.093
5 -	1:51.078	1.367	66.43	10:41:26.171
6 -	<b>1:49.711 (1)</b>		<b>67.26</b>	<b>10:43:15.882</b>
7 -	1:49.741 (2)	0.030	67.24	10:45:05.623
8 -	<del>1:49.707</del> D		67.27	10:46:55.330
9 -	1:50.529	0.818	66.76	10:48:45.859
10 -	1:50.151	0.440	66.99	10:50:36.010
11 -	1:50.497	0.786	66.78	10:52:26.507

Weather / Track : Sunny / Dry

Rockingham ISS Long  
Circuit Length = 2.0500 miles  
Start: 10:31 Flag 10:51 End: 10:54

# BRSCC Mazda MX-5 Championship

## QUALIFYING - GROUP 1 - LAP ANALYSIS

DIFF = Difference To Personal Best Lap

P10 41 Kevin BRENT (M)				
LAP	LAP TIME	DIFF	MPH	TIME OF DAY
1 -				10:33:42.117
2 -	1:51.837	2.008	65.98	10:35:33.954
3 -	1:50.752	0.923	66.63	10:37:24.706
4 -	1:50.289 (3)	0.460	66.91	10:39:14.995
5 -	<b>1:49.829 (1)</b>		<b>67.19</b>	<b>10:41:04.824</b>
6 -	1:50.040 (2)	0.211	67.06	10:42:54.864
7 -	1:50.809	0.980	66.60	10:44:45.673
8 -	2:15.418	25.589	54.49	10:47:01.091
9 -	2:06.499	16.670	58.34	10:49:07.590
10 -	2:01.361	11.532	60.81	10:51:08.951
11 -	2:04.515	14.686	59.26	10:53:13.466

P11 65 William HAYDEN				
LAP	LAP TIME	DIFF	MPH	TIME OF DAY
1 -				10:34:02.440
2 -	1:50.956	1.035	66.51	10:35:53.396
3 -	1:50.443 (3)	0.522	66.82	10:37:43.839
4 -	1:50.499	0.578	66.78	10:39:34.338
5 -	1:50.639	0.718	66.70	10:41:24.977
6 -	<b>1:49.921 (1)</b>		<b>67.13</b>	<b>10:43:14.898</b>
7 -	1:55.693 P	5.772	63.78	10:45:10.591
8 -	3:19.788	1:29.867	36.93	10:48:30.380
9 -	1:50.816	0.895	66.59	10:50:21.196
10 -	1:49.942 (2)	0.021	67.12	10:52:11.138

P12 43 Lewis CANNON				
LAP	LAP TIME	DIFF	MPH	TIME OF DAY
1 -				10:34:01.692
2 -	<b>1:49.931 (1)</b>		<b>67.13</b>	<b>10:35:51.623</b>
3 -	1:50.541	0.610	66.76	10:37:42.164
4 -	1:50.507	0.576	66.78	10:39:32.671
5 -	1:51.147	1.216	66.39	10:41:23.818
6 -	1:49.984 (2)	0.053	67.10	10:43:13.802
7 -	1:50.245	0.314	66.94	10:45:04.047
8 -	1:50.191 (3)	0.260	66.97	10:46:54.238
9 -	1:50.463	0.532	66.80	10:48:44.701
10 -	1:50.754	0.823	66.63	10:50:35.455
11 -	1:52.404	2.473	65.65	10:52:27.859

P13 19 Oliver ROBINSON (M)				
LAP	LAP TIME	DIFF	MPH	TIME OF DAY
1 -				10:34:12.017
2 -	<b>1:50.914 (1)</b>		<b>66.53</b>	<b>10:36:02.931</b>
3 -	1:51.745	0.831	66.04	10:37:54.676
4 -	1:53.176 P	2.262	65.20	10:39:47.852
5 -	3:02.941	1:12.027	40.34	10:42:50.793
6 -	1:51.658	0.744	66.09	10:44:42.451
7 -	1:52.784	1.870	65.43	10:46:35.235
8 -	1:51.414 (3)	0.500	66.23	10:48:26.649
9 -	1:52.082	1.168	65.84	10:50:18.731
10 -	1:51.333 (2)	0.419	66.28	10:52:10.064

P14 96 Charles MUGGLESTONE				
LAP	LAP TIME	DIFF	MPH	TIME OF DAY
1 -				10:33:50.727
2 -	1:51.701	0.621	66.06	10:35:42.428
3 -	1:51.950	0.870	65.92	10:37:34.378

DIFF = Difference To Personal Best Lap

4 -	1:51.444 (3)	0.364	66.22	10:39:25.822
5 -	1:53.472	2.392	65.03	10:41:19.294
6 -	1:51.241 (2)	0.161	66.34	10:43:10.535
7 -	1:52.366	1.286	65.67	10:45:02.901
8 -	<b>1:51.080 (1)</b>		<b>66.43</b>	<b>10:46:53.981</b>
9 -	1:53.349	2.269	65.10	10:48:47.330

P15 60 Nick LE DOYEN (M)				
LAP	LAP TIME	DIFF	MPH	TIME OF DAY
1 -				10:34:04.628
2 -	<b>1:52.005 (1)</b>		<b>65.88</b>	<b>10:35:56.633</b>
3 -	1:52.459 (2)	0.454	65.62	10:37:49.092
4 -	1:53.211	1.206	65.18	10:39:42.303
5 -	1:53.419	1.414	65.06	10:41:35.722
6 -	1:52.937	0.932	65.34	10:43:28.659
7 -	1:52.964	0.959	65.33	10:45:21.623
8 -	1:52.779	0.774	65.43	10:47:14.402
9 -	1:52.662	0.657	65.50	10:49:07.064
10 -	1:52.564 (3)	0.559	65.56	10:50:59.628
11 -	1:52.620	0.615	65.53	10:52:52.248

P16 74 Clive CHISNALL (M)				
LAP	LAP TIME	DIFF	MPH	TIME OF DAY
1 -				10:33:54.010
2 -	1:53.838	1.734	64.82	10:35:47.848
3 -	1:53.525	1.421	65.00	10:37:41.373
4 -	1:52.142 (2)	0.038	65.80	10:39:33.515
5 -	2:00.113 P	8.009	61.44	10:41:33.628
6 -	3:06.826	1:14.722	39.50	10:44:40.454
7 -	1:52.266 (3)	0.162	65.73	10:46:32.720
8 -	<b>1:52.104 (1)</b>		<b>65.83</b>	<b>10:48:24.824</b>
9 -	1:52.280	0.176	65.72	10:50:17.104
10 -	1:52.478	0.374	65.61	10:52:09.582

P17 2 Jake STYLES (U-18)				
LAP	LAP TIME	DIFF	MPH	TIME OF DAY
1 -				10:34:09.298
2 -	1:52.701 (3)	0.209	65.48	10:36:01.999
3 -	1:53.916	1.424	64.78	10:37:55.915
4 -	1:52.994	0.502	65.31	10:39:48.909
5 -	<b>1:52.492 (1)</b>		<b>65.60</b>	<b>10:41:41.401</b>
6 -	1:52.984	0.492	65.31	10:43:34.385
7 -	1:53.626	1.134	64.94	10:45:28.011
8 -	1:53.506	1.014	65.01	10:47:21.517
9 -	1:54.238	1.746	64.60	10:49:15.755
10 -	1:52.612 (2)	0.120	65.53	10:51:08.367
11 -	1:53.266	0.774	65.15	10:53:01.633

P18 44 Bill TAYLOR				
LAP	LAP TIME	DIFF	MPH	TIME OF DAY
1 -				10:34:06.158
2 -	<b>1:53.271 (1)</b>		<b>65.15</b>	<b>10:35:59.429</b>
3 -	1:58.995 (2)	5.724	62.01	10:37:58.424
4 -	2:04.703 P	11.432	59.18	10:40:03.127
5 -	5:40.299 P	3:47.028	21.68	10:45:43.426

P19 53 Jonathan FIELDSEND (M)				
LAP	LAP TIME	DIFF	MPH	TIME OF DAY
1 -				10:34:15.172
2 -	1:55.524	1.946	63.88	10:36:10.696

Weather / Track : Sunny / Dry

Rockingham ISS Long  
Circuit Length = 2.0500 miles  
Start: 10:31 Flag 10:51 End: 10:54

# BRSCC Mazda MX-5 Championship

## QUALIFYING - GROUP 1 - LAP ANALYSIS

DIFF = Difference To Personal Best Lap

3 -	1:54.397	0.819	64.51	10:38:05.093
4 -	1:54.977	1.399	64.18	10:40:00.070
5 -	1:56.309	2.731	63.45	10:41:56.379
6 -	1:54.289	0.711	64.57	10:43:50.668
7 -	1:54.207	0.629	64.61	10:45:44.875
8 -	1:53.691 (2)	0.113	64.91	10:47:38.566
9 -	1:54.187 (3)	0.609	64.63	10:49:32.753
10 -	1:54.311	0.733	64.56	10:51:27.064
11 -	<b>1:53.578 (1)</b>		<b>64.97</b>	<b>10:53:20.642</b>

P20 58 Dale WHITEMAN (M)				
LAP	LAP TIME	DIFF	MPH	TIME OF DAY
1 -				10:33:52.869
2 -	2:03.741	9.523	59.64	10:35:56.610
3 -	1:59.440	5.222	61.78	10:37:56.050
4 -	1:57.074	2.856	63.03	10:39:53.124
5 -	1:56.714	2.496	63.23	10:41:49.838
6 -	1:56.185 (3)	1.967	63.51	10:43:46.023
7 -	1:56.308	2.090	63.45	10:45:42.331
8 -	1:57.700	3.482	62.70	10:47:40.031
9 -	1:54.420 (2)	0.202	64.49	10:49:34.451
10 -	<b>1:54.218 (1)</b>		<b>64.61</b>	<b>10:51:28.669</b>
11 -	1:57.319	3.101	62.90	10:53:25.988

P21 11 Sam JARVIS				
LAP	LAP TIME	DIFF	MPH	TIME OF DAY
1 -				10:34:20.616
2 -	1:55.402	0.693	63.95	10:36:16.018
3 -	1:58.657	3.948	62.19	10:38:14.675
4 -	1:57.073	2.364	63.03	10:40:11.748
5 -	1:56.450	1.741	63.37	10:42:08.198
6 -	1:56.025	1.316	63.60	10:44:04.223
7 -	1:55.290 (3)	0.581	64.01	10:45:59.513
8 -	1:54.914 (2)	0.205	64.22	10:47:54.427
9 -	<b>1:54.709 (1)</b>		<b>64.33</b>	<b>10:49:49.136</b>
10 -	1:57.850	3.141	62.62	10:51:46.986

## BRSCC Mazda MX-5 Championship

### QUALIFYING - GROUP 2 - CLASSIFICATION

POS	NO	NAME	ENTRY	TIME	ON	LAPS	GAP	DIFF	MPH
1	36*	Samuel SMITH	Mazda MX-5 Mk1	1:48.173	10	10			68.22
2	158	Mike COMBER	Mazda MX-5 Mk1	1:48.535	2	10	0.362	0.362	67.99
3	63	Oliver ALLWOOD	Mazda MX-5 Mk1	1:48.992	8	10	0.819	0.457	67.71
4	55	Matt POLLARD	Mazda MX-5 Mk1	1:49.310	4	11	1.137	0.318	67.51
5	23	Martin TOLLEY (M)	Mazda MX-5 Mk1	1:49.318	5	11	1.145	0.008	67.50
6	18	Clive POWLES (M)	Mazda MX-5 Mk1	1:49.437	9	10	1.264	0.119	67.43
7	13	Scott LEACH (M)	Mazda MX-5 Mk1	1:49.820	4	11	1.647	0.383	67.20
8	419	Martyn CANNING	Mazda MX-5 Mk1	1:50.108	7	7	1.935	0.288	67.02
9	54	Marcus BAILEY (M)	Mazda MX-5 Mk1	1:50.355	9	11	2.182	0.247	66.87
10	34	Callum GREATREX	Mazda MX-5 Mk1	1:50.701	10	10	2.528	0.346	66.66
11	22	Paul TUCKER (M)	Mazda MX-5 Mk1	1:50.845	9	11	2.672	0.144	66.57
12	544	Jack MOODY	Mazda MX-5 Mk1	1:51.072	9	10	2.899	0.227	66.44
13	31	Bryn GRIFFITHS (M)	Mazda MX-5 Mk1	1:51.160	2	11	2.987	0.088	66.39
14	25	Ivan LEARY (M)	Mazda MX-5 Mk1	1:51.689	5	5	3.516	0.529	66.07
15	79	Rafal DRZASZCZ	Mazda MX-5 Mk1	1:51.850	11	11	3.677	0.161	65.98
16	45	Graham RUMSEY (M)	Mazda MX-5 Mk1	1:52.238	8	11	4.065	0.388	65.75
17	90	Bruce ROBINSON (M)	Mazda MX-5 Mk1	1:52.676	10	11	4.503	0.438	65.49
18	722	Alan HAWKINS (M)	Mazda MX-5 Mk1	1:52.800	9	11	4.627	0.124	65.42
19	20	Christopher GINN (M)	Mazda MX-5 Mk1	1:52.899	10	10	4.726	0.099	65.36
20	78	Richard BARTLETT (M)	Mazda MX-5 Mk1	1:53.025	11	11	4.852	0.126	65.29
21	14	Elliott HANN	Mazda MX-5 Mk1	1:54.731	8	10	6.558	1.706	64.32
22	9	James LOVE	Mazda MX-5 Mk1	1:57.802	7	10	9.629	3.071	62.64

Cars 25, 158 & 419 - TRANSPONDERS NOT WORKING  
 No. 36 - 1 Lap time disallowed; exceeding track limits.

Weather / Track : Sunny / Dry

These results are provisional until the conclusion of any judicial and technical matters.

Rockingham ISS Long

Circuit Length = 2.0500 miles

Start: 11:33 Flag 11:54 End: 12:06

Clerk Of Course :		Timekeeper :	
-------------------	--	--------------	--

# BRSCC Mazda MX-5 Championship

## QUALIFYING - GROUP 2 - LAP ANALYSIS

DIFF = Difference To Personal Best Lap

<b>P1 36 Samuel SMITH</b>				
LAP	LAP TIME	DIFF	MPH	TIME OF DAY
1 -				11:35:51.264
2 -	1:49.428	1.255	67.44	11:37:40.692
3 -	1:48.845	0.672	67.80	11:39:29.537
4 -	1:48.624	0.451	67.94	11:41:18.161
5 -	1:48.524	0.351	68.00	11:43:06.685
6 -	1:48.519 (3)	0.346	68.00	11:44:55.204
7 -	1:48.236 (2)	0.063	68.18	11:46:43.440
8 -	4:00.642	2:12.469	30.66	11:50:44.082
9 -	1:48.343 D	0.170	68.11	11:52:32.425
10 -	<b>1:48.173 (1)</b>		<b>68.22</b>	<b>11:54:20.598</b>

<b>P2 158 Mike COMBER</b>				
LAP	LAP TIME	DIFF	MPH	TIME OF DAY
1 -				11:35:58.189
2 -	<b>1:48.535 (1)</b>		<b>67.99</b>	<b>11:37:46.724</b>
3 -	1:49.179	0.644	67.59	11:39:35.903
4 -	1:49.532	0.997	67.37	11:41:25.435
5 -	1:48.867 (2)	0.332	67.78	11:43:14.302
6 -	1:49.201	0.666	67.58	11:45:03.503
7 -	1:49.626	1.091	67.31	11:46:53.129
8 -	2:05.337 P	16.802	58.88	11:48:58.466
9 -	4:45.941	2:57.406	25.80	11:53:44.408
10 -	1:49.053 (3)	0.518	67.67	11:55:33.461

<b>P3 63 Oliver ALLWOOD</b>				
LAP	LAP TIME	DIFF	MPH	TIME OF DAY
1 -				11:36:45.843
2 -	1:49.346	0.354	67.49	11:38:35.189
3 -	1:50.209	1.217	66.96	11:40:25.398
4 -	1:49.462	0.470	67.42	11:42:14.860
5 -	1:51.277	2.285	66.32	11:44:06.137
6 -	2:46.992	58.000	44.19	11:46:53.129
7 -	1:51.093	2.101	66.43	11:48:44.222
8 -	<b>1:48.992 (1)</b>		<b>67.71</b>	<b>11:50:33.214</b>
9 -	1:49.340 (3)	0.348	67.49	11:52:22.554
10 -	1:49.112 (2)	0.120	67.63	11:54:11.666

<b>P4 55 Matt POLLARD</b>				
LAP	LAP TIME	DIFF	MPH	TIME OF DAY
1 -				11:35:53.526
2 -	1:50.769	1.459	66.62	11:37:44.295
3 -	1:49.768 (3)	0.458	67.23	11:39:34.063
4 -	<b>1:49.310 (1)</b>		<b>67.51</b>	<b>11:41:23.373</b>
5 -	1:50.053	0.743	67.05	11:43:13.426
6 -	1:46.179 P		69.50	11:44:59.605
7 -	3:05.635	1:16.325	39.75	11:48:05.240
8 -	1:50.413	1.103	66.83	11:49:55.653
9 -	1:49.638 (2)	0.328	67.31	11:51:45.291
10 -	1:50.012	0.702	67.08	11:53:35.303
11 -	1:50.566	1.256	66.74	11:55:25.869

<b>P5 23 Martin TOLLEY (M)</b>				
LAP	LAP TIME	DIFF	MPH	TIME OF DAY
1 -				11:36:36.814
2 -	1:51.789	2.471	66.01	11:38:28.603
3 -	1:50.586	1.268	66.73	11:40:19.189
4 -	1:50.279	0.961	66.92	11:42:09.468
5 -	<b>1:49.318 (1)</b>		<b>67.50</b>	<b>11:43:58.786</b>

DIFF = Difference To Personal Best Lap

6 -	1:50.250	0.932	66.93	11:45:49.036
7 -	2:16.678	27.360	53.99	11:48:05.714
8 -	1:49.339 (2)	0.021	67.49	11:49:55.053
9 -	1:51.764	2.446	66.03	11:51:46.817
10 -	1:49.878 (3)	0.560	67.16	11:53:36.695
11 -	1:58.184	8.866	62.44	11:55:34.879

<b>P6 18 Clive POWLES (M)</b>				
LAP	LAP TIME	DIFF	MPH	TIME OF DAY
1 -				11:35:52.172
2 -	1:50.639	1.202	66.70	11:37:42.811
3 -	1:49.765 (2)	0.328	67.23	11:39:32.576
4 -	1:50.352	0.915	66.87	11:41:22.928
5 -	1:49.912 (3)	0.475	67.14	11:43:12.840
6 -	1:50.180	0.743	66.98	11:45:03.020
7 -	1:50.716	1.279	66.65	11:46:53.736
8 -	1:51.125	1.688	66.41	11:48:44.861
9 -	<b>1:49.437 (1)</b>		<b>67.43</b>	<b>11:50:34.298</b>
10 -	1:44.621 P		70.54	11:52:18.919

<b>P7 13 Scott LEACH (M)</b>				
LAP	LAP TIME	DIFF	MPH	TIME OF DAY
1 -				11:36:03.990
2 -	1:50.510 (2)	0.690	66.78	11:37:54.500
3 -	1:50.599 (3)	0.779	66.72	11:39:45.099
4 -	<b>1:49.820 (1)</b>		<b>67.20</b>	<b>11:41:34.919</b>
5 -	1:51.225	1.405	66.35	11:43:26.144
6 -	1:52.044	2.224	65.86	11:45:18.188
7 -	1:51.551	1.731	66.15	11:47:09.739
8 -	1:51.427	1.607	66.23	11:49:01.166
9 -	1:51.708	1.888	66.06	11:50:52.874
10 -	1:52.247	2.427	65.74	11:52:45.121
11 -	1:51.882	2.062	65.96	11:54:37.003

<b>P8 419 Martyn CANNING</b>				
LAP	LAP TIME	DIFF	MPH	TIME OF DAY
1 -				11:36:42.202
2 -	1:51.587	1.479	66.13	11:38:33.789
3 -	1:51.982	1.874	65.90	11:40:25.771
4 -	8:00.833	6:10.725	15.34	11:48:26.604
5 -	1:50.287 (2)	0.179	66.91	11:50:16.891
6 -	1:50.541 (3)	0.433	66.76	11:52:07.432
7 -	<b>1:50.108 (1)</b>		<b>67.02</b>	<b>11:53:57.540</b>

<b>P9 54 Marcus BAILEY (M)</b>				
LAP	LAP TIME	DIFF	MPH	TIME OF DAY
1 -				11:35:51.683
2 -	1:52.240	1.885	65.75	11:37:43.923
3 -	1:51.259	0.904	66.33	11:39:35.182
4 -	1:50.839	0.484	66.58	11:41:26.021
5 -	1:50.458 (2)	0.103	66.81	11:43:16.479
6 -	1:50.739	0.384	66.64	11:45:07.218
7 -	1:50.817	0.462	66.59	11:46:58.035
8 -	1:50.549 (3)	0.194	66.75	11:48:48.584
9 -	<b>1:50.355 (1)</b>		<b>66.87</b>	<b>11:50:38.939</b>
10 -	1:51.311	0.956	66.30	11:52:30.250
11 -	1:51.178	0.823	66.38	11:54:21.428

Weather / Track : Sunny / Dry

Rockingham ISS Long  
Circuit Length = 2.0500 miles  
Start: 11:33 Flag 11:54 End: 12:06

# BRSCC Mazda MX-5 Championship

## QUALIFYING - GROUP 2 - LAP ANALYSIS

DIFF = Difference To Personal Best Lap

<b>P10 34 Callum GREATREX</b>				
LAP	LAP TIME	DIFF	MPH	TIME OF DAY
1 -				11:36:22.831
2 -	1:51.858	1.157	65.97	11:38:14.689
3 -	1:50.978 (2)	0.277	66.49	11:40:05.667
4 -	1:51.397	0.696	66.24	11:41:57.064
5 -	1:51.117 (3)	0.416	66.41	11:43:48.181
6 -	1:51.666	0.965	66.08	11:45:39.847
7 -	1:51.345	0.644	66.28	11:47:31.192
8 -	1:47.340 P		68.75	11:49:18.532
9 -	4:00.052	2:09.351	30.74	11:53:18.584
10 -	<b>1:50.701 (1)</b>		<b>66.66</b>	<b>11:55:09.285</b>

<b>P11 22 Paul TUCKER (M)</b>				
LAP	LAP TIME	DIFF	MPH	TIME OF DAY
1 -				11:35:57.268
2 -	1:54.101	3.256	64.67	11:37:51.369
3 -	1:51.622	0.777	66.11	11:39:42.991
4 -	1:51.361 (3)	0.516	66.27	11:41:34.352
5 -	1:51.597	0.752	66.13	11:43:25.949
6 -	1:52.708	1.863	65.47	11:45:18.657
7 -	1:51.852	1.007	65.98	11:47:10.509
8 -	1:51.939	1.094	65.92	11:49:02.448
9 -	<b>1:50.845 (1)</b>		<b>66.57</b>	<b>11:50:53.293</b>
10 -	1:51.311 (2)	0.466	66.30	11:52:44.604
11 -	1:51.723	0.878	66.05	11:54:36.327

<b>P12 544 Jack MOODY</b>				
LAP	LAP TIME	DIFF	MPH	TIME OF DAY
1 -				11:36:11.705
2 -	1:52.075	1.003	65.84	11:38:03.780
3 -	1:52.157	1.085	65.80	11:39:55.937
4 -	1:51.593	0.521	66.13	11:41:47.530
5 -	1:51.435 (3)	0.363	66.22	11:43:38.965
6 -	1:53.936	2.864	64.77	11:45:32.901
7 -	1:51.871	0.799	65.96	11:47:24.772
8 -	1:51.851	0.779	65.98	11:49:16.623
9 -	<b>1:51.072 (1)</b>		<b>66.44</b>	<b>11:51:07.695</b>
10 -	1:51.300 (2)	0.228	66.30	11:52:58.995

<b>P13 31 Bryn GRIFFITHS (M)</b>				
LAP	LAP TIME	DIFF	MPH	TIME OF DAY
1 -				11:36:12.209
2 -	<b>1:51.160 (1)</b>		<b>66.39</b>	<b>11:38:03.369</b>
3 -	1:51.219 (2)	0.059	66.35	11:39:54.588
4 -	1:51.610 (3)	0.450	66.12	11:41:46.198
5 -	1:52.019	0.859	65.88	11:43:38.217
6 -	1:53.997	2.837	64.73	11:45:32.214
7 -	1:53.035	1.875	65.28	11:47:25.249
8 -	1:51.785	0.625	66.01	11:49:17.034
9 -	2:09.098	17.938	57.16	11:51:26.132
10 -	1:53.020	1.860	65.29	11:53:19.152
11 -	1:52.904	1.744	65.36	11:55:12.056

<b>P14 25 Ivan LEARY (M)</b>				
LAP	LAP TIME	DIFF	MPH	TIME OF DAY
1 -				11:36:11.272
2 -	9:22.295 P	7:30.606	13.12	11:45:33.567
3 -	4:51.474	2:59.785	25.31	11:50:25.042
4 -	1:53.286 (2)	1.597	65.14	11:52:18.328

DIFF = Difference To Personal Best Lap

5 - **1:51.689 (1)** **66.07** **11:54:10.017**

<b>P15 79 Rafal DRZASZCZ</b>				
LAP	LAP TIME	DIFF	MPH	TIME OF DAY
1 -				11:36:01.042
2 -	1:56.472	4.622	63.36	11:37:57.514
3 -	1:57.012	5.162	63.07	11:39:54.526
4 -	1:55.285	3.435	64.01	11:41:49.811
5 -	1:53.938	2.088	64.77	11:43:43.749
6 -	1:54.866	3.016	64.24	11:45:38.615
7 -	1:54.876	3.026	64.24	11:47:33.491
8 -	1:52.664 (3)	0.814	65.50	11:49:26.155
9 -	1:52.348 (2)	0.498	65.68	11:51:18.503
10 -	1:53.596	1.746	64.96	11:53:12.099
11 -	<b>1:51.850 (1)</b>		<b>65.98</b>	<b>11:55:03.949</b>

<b>P16 45 Graham RUMSEY (M)</b>				
LAP	LAP TIME	DIFF	MPH	TIME OF DAY
1 -				11:36:03.862
2 -	1:53.982	1.744	64.74	11:37:57.844
3 -	1:53.579	1.341	64.97	11:39:51.423
4 -	1:52.767 (3)	0.529	65.44	11:41:44.190
5 -	1:53.347	1.109	65.10	11:43:37.537
6 -	1:56.002	3.764	63.61	11:45:33.539
7 -	1:52.626 (2)	0.388	65.52	11:47:26.165
8 -	<b>1:52.238 (1)</b>		<b>65.75</b>	<b>11:49:18.403</b>
9 -	1:55.594	3.356	63.84	11:51:13.997
10 -	1:53.588	1.350	64.97	11:53:07.585
11 -	1:53.530	1.292	65.00	11:55:01.115

<b>P17 90 Bruce ROBINSON (M)</b>				
LAP	LAP TIME	DIFF	MPH	TIME OF DAY
1 -				11:36:26.528
2 -	1:54.005	1.329	64.73	11:38:20.533
3 -	1:54.086	1.410	64.68	11:40:14.619
4 -	1:53.768	1.092	64.86	11:42:08.387
5 -	1:52.973 (3)	0.297	65.32	11:44:01.360
6 -	1:52.995	0.319	65.31	11:45:54.355
7 -	1:56.846	4.170	63.16	11:47:51.201
8 -	1:52.757 (2)	0.081	65.45	11:49:43.958
9 -	1:54.260	1.584	64.58	11:51:38.218
10 -	<b>1:52.676 (1)</b>		<b>65.49</b>	<b>11:53:30.894</b>
11 -	1:55.888	3.212	63.68	11:55:26.782

<b>P18 722 Alan HAWKINS (M)</b>				
LAP	LAP TIME	DIFF	MPH	TIME OF DAY
1 -				11:36:25.796
2 -	1:54.276	1.476	64.58	11:38:20.072
3 -	1:54.019	1.219	64.72	11:40:14.091
4 -	1:52.803 (2)	0.003	65.42	11:42:06.894
5 -	1:53.250 (3)	0.450	65.16	11:44:00.144
6 -	1:53.500	0.700	65.02	11:45:53.644
7 -	1:53.812	1.012	64.84	11:47:47.456
8 -	1:53.613	0.813	64.95	11:49:41.069
9 -	<b>1:52.800 (1)</b>		<b>65.42</b>	<b>11:51:33.869</b>
10 -	1:53.626	0.826	64.94	11:53:27.495
11 -	1:53.525	0.725	65.00	11:55:21.020

Weather / Track : Sunny / Dry

Rockingham ISS Long  
Circuit Length = 2.0500 miles  
Start: 11:33 Flag 11:54 End: 12:06



# BRSCC Mazda MX-5 Championship

## QUALIFYING - GROUP 2 - LAP ANALYSIS

DIFF = Difference To Personal Best Lap

<b>P19 20 Christopher GINN (M)</b>				
LAP	LAP TIME	DIFF	MPH	TIME OF DAY
1 -				11:36:31.228
2 -	1:58.539	5.640	62.25	11:38:29.767
3 -	1:55.750	2.851	63.75	11:40:25.517
4 -	1:56.135	3.236	63.54	11:42:21.652
5 -	1:55.163	2.264	64.08	11:44:16.815
6 -	1:53.118 <b>P</b>	0.219	65.24	11:46:09.933
7 -	3:04.526	1:11.627	39.99	11:49:14.459
8 -	1:54.541 <b>(3)</b>	1.642	64.43	11:51:09.000
9 -	1:53.834 <b>(2)</b>	0.935	64.83	11:53:02.834
<b>10 -</b>	<b>1:52.899 (1)</b>		<b>65.36</b>	<b>11:54:55.733</b>

<b>P20 78 Richard BARTLETT (M)</b>				
LAP	LAP TIME	DIFF	MPH	TIME OF DAY
1 -				11:36:08.083
2 -	1:54.185	1.160	64.63	11:38:02.268
3 -	1:55.718	2.693	63.77	11:39:57.986
4 -	2:04.684	11.659	59.18	11:42:02.670
5 -	1:53.897 <b>(3)</b>	0.872	64.79	11:43:56.567
6 -	1:55.240	2.215	64.04	11:45:51.807
7 -	1:54.122	1.097	64.66	11:47:45.929
8 -	1:54.702	1.677	64.34	11:49:40.631
9 -	1:54.524	1.499	64.44	11:51:35.155
10 -	1:53.316 <b>(2)</b>	0.291	65.12	11:53:28.471
<b>11 -</b>	<b>1:53.025 (1)</b>		<b>65.29</b>	<b>11:55:21.496</b>

<b>P21 14 Elliott HANN</b>				
LAP	LAP TIME	DIFF	MPH	TIME OF DAY
1 -				11:36:36.777
2 -	1:58.340	3.609	62.36	11:38:35.117
3 -	1:56.040	1.309	63.59	11:40:31.157
4 -	1:55.234 <b>(3)</b>	0.503	64.04	11:42:26.391
5 -	1:55.720	0.989	63.77	11:44:22.111
6 -	1:55.507	0.776	63.89	11:46:17.618
7 -	1:56.221	1.490	63.49	11:48:13.839
<b>8 -</b>	<b>1:54.731 (1)</b>		<b>64.32</b>	<b>11:50:08.570</b>
9 -	1:54.967 <b>(2)</b>	0.236	64.19	11:52:03.537
10 -	1:56.155	1.424	63.53	11:53:59.692

<b>P22 9 James LOVE</b>				
LAP	LAP TIME	DIFF	MPH	TIME OF DAY
1 -				11:36:32.905
2 -	2:01.399	3.597	60.79	11:38:34.304
3 -	1:58.434 <b>(2)</b>	0.632	62.31	11:40:32.738
4 -	1:59.066	1.264	61.98	11:42:31.804
5 -	1:58.442 <b>(3)</b>	0.640	62.30	11:44:30.246
6 -	2:01.901	4.099	60.54	11:46:32.147
<b>7 -</b>	<b>1:57.802 (1)</b>		<b>62.64</b>	<b>11:48:29.949</b>
8 -	1:59.505	1.703	61.75	11:50:29.454
9 -	1:59.630	1.828	61.69	11:52:29.084
10 -	2:01.463 <b>P</b>	3.661	60.75	11:54:30.547

# BRSCC Mazda MX-5 Championship - 1A

## RACE 2 - GRID (20 minutes)

ROW 11	22	22 Paul TUCKER (M)	21	65 William HAYDEN
ROW 10	20	34 Callum GREATREX	19	41 Kevin BRENT (M)
ROW 9	18	54 Marcus BAILEY (M)	17	52 Jon PETHICK
ROW 8	16	419 Martyn CANNING	15	29 Adam CRAIG
ROW 7	14	13 Scott LEACH (M)	13	83 Brian TROTT (M)
ROW 6	12	18 Clive POWLES (M)	11	77 Stephen FODEN
ROW 5	10	23 Martin TOLLEY (M)	9	33 Jason GREATREX
ROW 4	8	55 Matt POLLARD	7	93 Jack BREWER
ROW 3	6	63 Oliver ALLWOOD	5	42 Paul BATEMAN (M)
ROW 2	4	158 Mike COMBER	3	5 John LANGRIDGE
ROW 1	2	36 Samuel SMITH	1	1 Will BLACKWELL-CHAMBERS
<b>Pole</b>				


Rockingham ISS Long  
Circuit Length = 2.0500 miles

**These results are provisional until the conclusion of any judicial and technical matters.**

Clerk Of Course :	Timekeeper :
-------------------	--------------

# BRSCC Mazda MX-5 Championship - 1B

## RACE 4 - GRID (20 minutes)

ROW 11	22	3	Richard WOOTTEN	21	9	James LOVE
ROW 10	20	14	Elliott HANN	19	11	Sam JARVIS
ROW 9	18	78	Richard BARTLETT (M)	17	58	Dale WHITEMAN (M)
ROW 8	16	20	Christopher GINN (M)	15	53	Jonathan FIELDSSEND (M)
ROW 7	14	722	Alan HAWKINS (M)	13	44	Bill TAYLOR
ROW 6	12	90	Bruce ROBINSON (M)	11	2	Jake STYLES (U-18)
ROW 5	10	45	Graham RUMSEY (M)	9	74	Clive CHISNALL (M)
ROW 4	8	79	Rafal DRZASZCZ	7	60	Nick LE DOYEN (M)
ROW 3	6	25	Ivan LEARY (M)	5	96	Charles MUGGLESTONE
ROW 2	4	31	Bryn GRIFFITHS (M)	3	19	Oliver ROBINSON (M)
ROW 1	2	544	Jack MOODY	1	43	Lewis CANNON
<b>Pole</b>						
						

Rockingham ISS Long  
Circuit Length = 2.0500 miles

**These results are provisional until the conclusion of any judicial and technical matters.**

Clerk Of Course :	Timekeeper :
-------------------	--------------

**BRSCC Mazda MX-5 Championship - 1A**
**RACE 2 - CLASSIFICATION**

POS	NO	NAME	ENTRY	LAPS	TIME	GAP	DIFF	MPH	BEST	ON
1	1	Will BLACKWELL-CHAMBERS	Mazda MX-5 Mk1	11	19:58.876			67.71	<b>1:47.958</b>	2
2	36	Samuel SMITH	Mazda MX-5 Mk1	11	19:59.252	<b>0.376</b>	0.376	67.69	<b>1:47.870</b>	7
3	5	John LANGRIDGE	Mazda MX-5 Mk1	11	20:00.532	<b>1.656</b>	1.280	67.61	<b>1:47.804</b>	7
4	33	Jason GREATREX	Mazda MX-5 Mk1	11	20:03.280	<b>4.404</b>	2.748	67.46	<b>1:48.099</b>	8
5	158	Mike COMBER	Mazda MX-5 Mk1	11	20:03.851	<b>4.975</b>	0.571	67.43	<b>1:48.267</b>	2
6	63	Oliver ALLWOOD	Mazda MX-5 Mk1	11	20:11.694	<b>12.818</b>	7.843	66.99	<b>1:48.315</b>	2
7	42	Paul BATEMAN (M)	Mazda MX-5 Mk1	11	20:12.993	<b>14.117</b>	1.299	66.92	<b>1:48.591</b>	2
8	83	Brian TROTT (M)	Mazda MX-5 Mk1	11	20:13.180	<b>14.304</b>	0.187	66.91	<b>1:48.345</b>	2
9	77	Stephen FODEN	Mazda MX-5 Mk1	11	20:17.036	<b>18.160</b>	3.856	66.70	<b>1:48.250</b>	5
10	419	Martyn CANNING	Mazda MX-5 Mk1	11	20:26.423	<b>27.547</b>	9.387	66.19	<b>1:49.466</b>	4
11	23	Martin TOLLEY (M)	Mazda MX-5 Mk1	11	20:26.444	<b>27.568</b>	0.021	66.19	<b>1:48.949</b>	4
12	29	Adam CRAIG	Mazda MX-5 Mk1	11	20:26.596	<b>27.720</b>	0.152	66.18	<b>1:49.140</b>	4
13	18	Clive POWLES (M)	Mazda MX-5 Mk1	11	20:26.858	<b>27.982</b>	0.262	66.16	<b>1:49.298</b>	2
14	93	Jack BREWER	Mazda MX-5 Mk1	11	20:30.288	<b>31.412</b>	3.430	65.98	<b>1:49.254</b>	6
15	34	Callum GREATREX	Mazda MX-5 Mk1	11	20:32.315	<b>33.439</b>	2.027	65.87	<b>1:49.877</b>	7
16	13	Scott LEACH (M)	Mazda MX-5 Mk1	11	20:32.508	<b>33.632</b>	0.193	65.86	<b>1:50.126</b>	4
17	55	Matt POLLARD	Mazda MX-5 Mk1	11	20:33.487	<b>34.611</b>	0.979	65.81	<b>1:49.126</b>	4
18	54	Marcus BAILEY (M)	Mazda MX-5 Mk1	11	20:40.306	<b>41.430</b>	6.819	65.45	<b>1:50.242</b>	4
19	41	Kevin BRENT (M)	Mazda MX-5 Mk1	11	20:40.614	<b>41.738</b>	0.308	65.43	<b>1:50.452</b>	4
20	52	Jon PETHICK	Mazda MX-5 Mk1	11	20:42.221	<b>43.345</b>	1.607	65.35	<b>1:50.977</b>	8
21	22	Paul TUCKER (M)	Mazda MX-5 Mk1	11	20:43.437	<b>44.561</b>	1.216	65.28	<b>1:50.484</b>	2
22	65	William HAYDEN	Mazda MX-5 Mk1	11	20:48.731	<b>49.855</b>	5.294	65.00	<b>1:50.421</b>	6

**FASTEST LAP**

5	John LANGRIDGE	Mazda MX-5 Mk1	7	1:47.804	68.45 mph	110.17 kph
---	----------------	----------------	---	----------	-----------	------------

Car 158 - Transponder still not working

Car 77 - 5 second penalty - Track limits

Weather / Track : Cloudy / Dry

These results are provisional until the conclusion of any judicial and technical matters.

Rockingham ISS Long

Circuit Length = 2.0500 miles

Start: 13:53 Flag 14:13 End: 14:14

Clerk Of Course :	Timekeeper :
-------------------	--------------

# BRSCC Mazda MX-5 Championship - 1A

## RACE 2 - LAP CHART

LAP 1 @ 13:55:35.844			LAP 2 @ 13:57:24.145			LAP 3 @ 13:59:12.794			LAP 4 @ 14:01:02.430			LAP 5 @ 14:02:51.658		
NO	BEHIND	LAP TIME	NO	BEHIND	LAP TIME	NO	BEHIND	LAP TIME	NO	BEHIND	LAP TIME	NO	BEHIND	LAP TIME
36		1:54.234	5		1:47.867	5		1:48.649	5		1:49.636	5		1:49.228
5	0.434	1:54.668	36	0.226	1:48.527	1	0.174	1:48.467	1	0.217	1:49.679	1	0.207	1:49.218
1	0.699	1:54.933	1	0.356	1:47.958	36	0.492	1:48.915	36	0.578	1:49.722	36	0.410	1:49.060
158	1.109	1:55.343	158	1.075	1:48.267	158	0.838	1:48.412	158	1.396	1:50.194	158	0.753	1:48.585
42	1.828	1:56.062	42	2.118	1:48.591	42	2.374	1:48.905	42	1.909	1:49.171	42	1.736	1:49.055
77	2.123	1:56.357	77	2.640	1:48.818	33	4.162	1:49.997	33	2.824	1:48.298	33	2.076	1:48.480
33	2.910	1:57.144	33	2.814	1:48.205	77	4.326	1:50.335	63	3.539	1:48.761	63	2.720	1:48.409
63	3.133	1:57.367	63	3.147	1:48.315	63	4.414	1:49.916	77	4.058	1:49.368	77	3.080	1:48.250
83	3.744	1:57.978	83	3.788	1:48.345	83	4.842	1:49.703	83	4.500	1:49.294	83	3.949	1:48.677
29	4.481	1:58.715	29	5.740	1:49.560	29	7.060	1:49.969	29	6.564	1:49.140	55	7.526	1:49.566
18	4.964	1:59.198	18	5.961	1:49.298	18	7.428	1:50.116	55	7.188	1:49.126	29	7.647	1:50.311
55	5.400	1:59.634	55	6.286	1:49.187	55	7.698	1:50.061	18	7.618	1:49.826	18	7.862	1:49.472
13	6.105	2:00.339	13	7.966	1:50.162	23	9.346	1:49.289	23	8.659	1:48.949	23	8.433	1:49.002
23	7.470	2:01.704	23	8.706	1:49.537	13	9.840	1:50.523	13	10.330	1:50.126	13	11.789	1:50.687
419	8.810	2:03.044	419	10.446	1:49.937	419	11.400	1:49.603	419	11.230	1:49.466	419	12.180	1:50.178
22	10.422	2:04.656	22	12.605	1:50.484	22	15.329	1:51.373	34	16.073	1:50.199	34	17.063	1:50.218
34	10.799	2:05.033	34	13.271	1:50.773	34	15.510	1:50.888	22	17.599	1:51.906	93	18.497	1:50.001
52	10.886	2:05.120	52	13.630	1:51.045	93	16.190	1:49.838	93	17.724	1:51.170	22	19.295	1:50.924
65	11.095	2:05.329	93	15.001	1:51.608	52	16.585	1:51.604	52	18.274	1:51.325	41	20.600	1:51.289
93	11.694	2:05.928	65	15.497	1:52.703	41	17.723	1:50.812	41	18.539	1:50.452	54	20.808	1:50.910
41	11.991	2:06.225	41	15.560	1:51.870	54	18.520	1:50.321	54	19.126	1:50.242	52	21.365	1:52.319
54	14.766	2:09.000	54	16.848	1:50.383	65	21.193	1:54.345	65	22.449	1:50.892	65	23.874	1:50.653

Weather / Track : Cloudy / Dry

Rockingham ISS Long  
Circuit Length = 2.0500 miles  
Start: 13:53 Flag 14:13 End: 14:14

# BRSCC Mazda MX-5 Championship - 1A

## RACE 2 - LAP CHART

LAP 6 @ 14:04:39.866			LAP 7 @ 14:06:28.077			LAP 8 @ 14:08:16.411			LAP 9 @ 14:10:04.477			LAP 10 @ 14:11:52.448		
NO	BEHIND	LAP TIME	NO	BEHIND	LAP TIME	NO	BEHIND	LAP TIME	NO	BEHIND	LAP TIME	NO	BEHIND	LAP TIME
1		1:48.001	1		1:48.211	1		1:48.334	1		1:48.066	1		1:47.971
36	0.622	1:48.420	36	0.281	1:47.870	36	0.267	1:48.320	36	0.274	1:48.073	36	0.412	1:48.109
158	1.803	1:49.258	5	1.546	1:47.804	5	1.501	1:48.289	5	1.477	1:48.042	5	1.633	1:48.127
5	1.953	1:50.161	158	2.245	1:48.653	158	2.328	1:48.417	158	2.910	1:48.648	33	3.871	1:48.271
33	3.290	1:49.422	33	3.545	1:48.466	33	3.310	1:48.099	33	3.571	1:48.327	158	4.182	1:49.243
63	3.760	1:49.248	77	5.581	1:49.516	83	6.855	1:49.150	63	9.353	1:50.189	77	10.990	1:49.329
42	4.140	1:50.612	63	5.751	1:50.202	63	7.230	1:49.813	77	9.632	1:50.243	63	11.266	1:49.884
77	4.276	1:49.404	83	6.039	1:49.640	77	7.455	1:50.208	83	10.293	1:51.504	83	11.619	1:49.297
83	4.610	1:48.869	42	6.269	1:50.340	42	8.188	1:50.253	42	10.423	1:50.301	42	12.273	1:49.821
29	11.494	1:52.055	29	13.721	1:50.438	23	16.786	1:51.189	23	18.722	1:50.002	23	23.225	1:52.474
23	11.911	1:51.686	23	13.931	1:50.231	29	17.387	1:52.000	29	18.959	1:49.638	419	23.539	1:50.287
55	12.139	1:52.821	55	14.323	1:50.395	55	18.234	1:52.245	419	21.223	1:50.805	29	24.110	1:53.122
18	12.463	1:52.809	18	14.677	1:50.425	419	18.484	1:49.968	55	21.728	1:51.560	18	24.601	1:50.514
419	14.933	1:50.961	419	16.850	1:50.128	18	19.337	1:52.994	18	22.058	1:50.787	55	25.122	1:51.365
13	15.427	1:51.846	13	17.646	1:50.430	13	19.491	1:50.179	13	22.476	1:51.051	13	25.241	1:50.736
34	19.095	1:50.240	34	20.761	1:49.877	93	23.072	1:50.506	34	26.541	1:51.192	93	28.555	1:49.911
93	19.543	1:49.254	93	20.900	1:49.568	34	23.415	1:50.988	93	26.615	1:51.609	34	30.231	1:51.661
22	22.911	1:51.824	41	27.023	1:51.370	41	29.551	1:50.862	41	32.664	1:51.179	41	35.570	1:50.877
41	23.864	1:51.472	22	28.030	1:53.330	54	30.645	1:50.695	54	33.708	1:51.129	54	36.061	1:50.324
54	24.374	1:51.774	54	28.284	1:52.121	52	31.161	1:50.977	52	35.699	1:52.604	22	40.183	1:52.198
52	24.613	1:51.456	52	28.518	1:52.116	22	31.718	1:52.022	22	35.956	1:52.304	52	40.260	1:52.532
65	26.087	1:50.421	65	30.012	1:52.136	65	32.444	1:50.766	65	36.773	1:52.395	65	43.568	1:54.766

Weather / Track : Cloudy / Dry

# BRSCC Mazda MX-5 Championship - 1A

## RACE 2 - LAP CHART

**LAP 11 @ 14:13:40.486**

NO	BEHIND	LAP TIME
1		1:48.038
36	0.376	1:48.002
5	1.656	1:48.061
33	4.404	1:48.571
158	4.975	1:48.831
63	12.818	1:49.590
77	13.160	1:50.208
42	14.117	1:49.882
83	14.304	1:50.723
419	27.547	1:52.046
23	27.568	1:52.381
29	27.720	1:51.648
18	27.982	1:51.419
93	31.412	1:50.895
34	33.439	1:51.246
13	33.632	1:56.429
55	34.611	1:57.527
54	41.430	1:53.407
41	41.738	1:54.206
52	43.345	1:51.123
22	44.561	1:52.416
65	49.855	1:54.325

Weather / Track : Cloudy / Dry

Results can be found at [www.tsl-timing.com](http://www.tsl-timing.com)

Page 3 of 3

Rockingham ISS Long  
Circuit Length = 2.0500 miles  
Start: 13:53 Flag 14:13 End: 14:14

Printed - 14:17 Saturday, 15 September 2018

# BRSCC Mazda MX-5 Championship - 1A

## RACE 2 - LAP ANALYSIS

DIFF = Difference To Personal Best Lap

P1 1 Will BLACKWELL-CHAMBERS				
LAP	LAP TIME	DIFF	MPH	TIME OF DAY
1 -	1:54.933	6.975	64.21	13:55:36.543
<b>2 -</b>	<b>1:47.958 (1)</b>		<b>68.35</b>	<b>13:57:24.501</b>
3 -	1:48.467	0.509	68.03	13:59:12.968
4 -	1:49.679	1.721	67.28	14:01:02.647
5 -	1:49.218	1.260	67.57	14:02:51.865
6 -	1:48.001 (3)	0.043	68.33	14:04:39.866
7 -	1:48.211	0.253	68.20	14:06:28.077
8 -	1:48.334	0.376	68.12	14:08:16.411
9 -	1:48.066	0.108	68.29	14:10:04.477
10 -	1:47.971 (2)	0.013	68.35	14:11:52.448
11 -	1:48.038	0.080	68.30	14:13:40.486

P2 36 Samuel SMITH				
LAP	LAP TIME	DIFF	MPH	TIME OF DAY
1 -	1:54.234	6.364	64.60	13:55:35.844
2 -	1:48.527	0.657	68.00	13:57:24.371
3 -	1:48.915	1.045	67.75	13:59:13.286
4 -	1:49.722	1.852	67.26	14:01:03.008
5 -	1:49.060	1.190	67.66	14:02:52.068
6 -	1:48.420	0.550	68.06	14:04:40.488
<b>7 -</b>	<b>1:47.870 (1)</b>		<b>68.41</b>	<b>14:06:28.358</b>
8 -	1:48.320	0.450	68.13	14:08:16.678
9 -	1:48.073 (3)	0.203	68.28	14:10:04.751
10 -	1:48.109	0.239	68.26	14:11:52.860
11 -	1:48.002 (2)	0.132	68.33	14:13:40.862

P3 5 John LANGRIDGE				
LAP	LAP TIME	DIFF	MPH	TIME OF DAY
1 -	1:54.668	6.864	64.35	13:55:36.278
2 -	1:47.867 (2)	0.063	68.41	13:57:24.145
3 -	1:48.649	0.845	67.92	13:59:12.794
4 -	1:49.636	1.832	67.31	14:01:02.430
5 -	1:49.228	1.424	67.56	14:02:51.658
6 -	1:50.161	2.357	66.99	14:04:41.819
<b>7 -</b>	<b>1:47.804 (1)</b>		<b>68.45</b>	<b>14:06:29.623</b>
8 -	1:48.289	0.485	68.15	14:08:17.912
9 -	1:48.042 (3)	0.238	68.30	14:10:05.954
10 -	1:48.127	0.323	68.25	14:11:54.081
11 -	1:48.061	0.257	68.29	14:13:42.142

P4 33 Jason GREATREX				
LAP	LAP TIME	DIFF	MPH	TIME OF DAY
1 -	1:57.144	9.045	62.99	13:55:38.754
2 -	1:48.205 (2)	0.106	68.20	13:57:26.959
3 -	1:49.997	1.898	67.09	13:59:16.956
4 -	1:48.298	0.199	68.14	14:01:05.254
5 -	1:48.480	0.381	68.03	14:02:53.734
6 -	1:49.422	1.323	67.44	14:04:43.156
7 -	1:48.466	0.367	68.03	14:06:31.622
<b>8 -</b>	<b>1:48.099 (1)</b>		<b>68.27</b>	<b>14:08:19.721</b>
9 -	1:48.327	0.228	68.12	14:10:08.048
10 -	1:48.271 (3)	0.172	68.16	14:11:56.319
11 -	1:48.571	0.472	67.97	14:13:44.890

P5 158 Mike COMBER				
LAP	LAP TIME	DIFF	MPH	TIME OF DAY
1 -	1:55.343	7.076	63.98	13:55:36.953
<b>2 -</b>	<b>1:48.267 (1)</b>		<b>68.16</b>	<b>13:57:25.220</b>

DIFF = Difference To Personal Best Lap

3 -	1:48.412 (2)	0.145	68.07	13:59:13.632
4 -	1:50.194	1.927	66.97	14:01:03.826
5 -	1:48.585	0.318	67.96	14:02:52.411
6 -	1:49.258	0.991	67.54	14:04:41.669
7 -	1:48.653	0.386	67.92	14:06:30.322
8 -	1:48.417 (3)	0.150	68.07	14:08:18.739
9 -	1:48.648	0.381	67.92	14:10:07.387
10 -	1:49.243	0.976	67.55	14:11:56.630
11 -	1:48.831	0.564	67.81	14:13:45.461

P6 63 Oliver ALLWOOD				
LAP	LAP TIME	DIFF	MPH	TIME OF DAY
1 -	1:57.367	9.052	62.87	13:55:38.977
<b>2 -</b>	<b>1:48.315 (1)</b>		<b>68.13</b>	<b>13:57:27.292</b>
3 -	1:49.916	1.601	67.14	13:59:17.208
4 -	1:48.761 (3)	0.446	67.85	14:01:05.969
5 -	1:48.409 (2)	0.094	68.07	14:02:54.378
6 -	1:49.248	0.933	67.55	14:04:43.626
7 -	1:50.202	1.887	66.96	14:06:33.828
8 -	1:49.813	1.498	67.20	14:08:23.641
9 -	1:50.189	1.874	66.97	14:10:13.830
10 -	1:49.884	1.569	67.16	14:12:03.714
11 -	1:49.590	1.275	67.34	14:13:53.304

P7 42 Paul BATEMAN (M)				
LAP	LAP TIME	DIFF	MPH	TIME OF DAY
1 -	1:56.062	7.471	63.58	13:55:37.672
<b>2 -</b>	<b>1:48.591 (1)</b>		<b>67.96</b>	<b>13:57:26.263</b>
3 -	1:48.905 (2)	0.314	67.76	13:59:15.168
4 -	1:49.171	0.580	67.60	14:01:04.339
5 -	1:49.055 (3)	0.464	67.67	14:02:53.394
6 -	1:50.612	2.021	66.71	14:04:44.006
7 -	1:50.340	1.749	66.88	14:06:34.346
8 -	1:50.253	1.662	66.93	14:08:24.599
9 -	1:50.301	1.710	66.90	14:10:14.900
10 -	1:49.821	1.230	67.20	14:12:04.721
11 -	1:49.882	1.291	67.16	14:13:54.603

P8 83 Brian TROTT (M)				
LAP	LAP TIME	DIFF	MPH	TIME OF DAY
1 -	1:57.978	9.633	62.55	13:55:39.588
<b>2 -</b>	<b>1:48.345 (1)</b>		<b>68.11</b>	<b>13:57:27.933</b>
3 -	1:49.703	1.358	67.27	13:59:17.636
4 -	1:49.294	0.949	67.52	14:01:06.930
5 -	1:48.677 (2)	0.332	67.90	14:02:55.607
6 -	1:48.869 (3)	0.524	67.78	14:04:44.476
7 -	1:49.640	1.295	67.31	14:06:34.116
8 -	1:49.150	0.805	67.61	14:08:23.266
9 -	1:51.504	3.159	66.18	14:10:14.770
10 -	1:49.297	0.952	67.52	14:12:04.067
11 -	1:50.723	2.378	66.65	14:13:54.790

P9 77 Stephen FODEN				
LAP	LAP TIME	DIFF	MPH	TIME OF DAY
1 -	1:56.357	8.107	63.42	13:55:37.967
2 -	1:48.818 (2)	0.568	67.81	13:57:26.785
3 -	1:50.335	2.085	66.88	13:59:17.120
4 -	1:49.368	1.118	67.47	14:01:06.488
<b>5 -</b>	<b>1:48.250 (1)</b>		<b>68.17</b>	<b>14:02:54.738</b>
6 -	1:49.404	1.154	67.45	14:04:44.142
7 -	1:49.516	1.266	67.38	14:06:33.658

Rockingham ISS Long  
Circuit Length = 2.0500 miles  
Start: 13:53 Flag 14:13 End: 14:14

Weather / Track : Cloudy / Dry



# BRSCC Mazda MX-5 Championship - 1A

## RACE 2 - LAP ANALYSIS

DIFF = Difference To Personal Best Lap

8 -	1:50.208	1.958	66.96	14:08:23.866
9 -	1:50.243	1.993	66.94	14:10:14.109
10 -	1:49.329 (3)	1.079	67.50	14:12:03.438
11 -	1:50.208	1.958	66.96	14:13:53.646

### P10 419 Martyn CANNING

LAP	LAP TIME	DIFF	MPH	TIME OF DAY
1 -	2:03.044	13.578	59.97	13:55:44.654
2 -	1:49.937 (3)	0.471	67.12	13:57:34.591
3 -	1:49.603 (2)	0.137	67.33	13:59:24.194
4 -	<b>1:49.466 (1)</b>		<b>67.41</b>	<b>14:01:13.660</b>
5 -	1:50.178	0.712	66.98	14:03:03.838
6 -	1:50.961	1.495	66.50	14:04:54.799
7 -	1:50.128	0.662	67.01	14:06:44.927
8 -	1:49.968	0.502	67.11	14:08:34.895
9 -	1:50.805	1.339	66.60	14:10:25.700
10 -	1:50.287	0.821	66.91	14:12:15.987
11 -	1:52.046	2.580	65.86	14:14:08.033

### P11 23 Martin TOLLEY (M)

LAP	LAP TIME	DIFF	MPH	TIME OF DAY
1 -	2:01.704	12.755	60.63	13:55:43.314
2 -	1:49.537	0.588	67.37	13:57:32.851
3 -	1:49.289 (3)	0.340	67.52	13:59:22.140
4 -	<b>1:48.949 (1)</b>		<b>67.73</b>	<b>14:01:11.089</b>
5 -	1:49.002 (2)	0.053	67.70	14:03:00.091
6 -	1:51.686	2.737	66.07	14:04:51.777
7 -	1:50.231	1.282	66.95	14:06:42.008
8 -	1:51.189	2.240	66.37	14:08:33.197
9 -	1:50.002	1.053	67.08	14:10:23.199
10 -	1:52.474	3.525	65.61	14:12:15.673
11 -	1:52.381	3.432	65.66	14:14:08.054

### P12 29 Adam CRAIG

LAP	LAP TIME	DIFF	MPH	TIME OF DAY
1 -	1:58.715	9.575	62.16	13:55:40.325
2 -	1:49.560 (2)	0.420	67.36	13:57:29.885
3 -	1:49.969	0.829	67.10	13:59:19.854
4 -	<b>1:49.140 (1)</b>		<b>67.61</b>	<b>14:01:08.994</b>
5 -	1:50.311	1.171	66.90	14:02:59.305
6 -	1:52.055	2.915	65.86	14:04:51.360
7 -	1:50.438	1.298	66.82	14:06:41.798
8 -	1:52.000	2.860	65.89	14:08:33.798
9 -	1:49.638 (3)	0.498	67.31	14:10:23.436
10 -	1:53.122	3.982	65.23	14:12:16.558
11 -	1:51.648	2.508	66.10	14:14:08.206

### P13 18 Clive POWLES (M)

LAP	LAP TIME	DIFF	MPH	TIME OF DAY
1 -	1:59.198	9.900	61.91	13:55:40.808
2 -	<b>1:49.298 (1)</b>		<b>67.52</b>	<b>13:57:30.106</b>
3 -	1:50.116	0.818	67.02	13:59:20.222
4 -	1:49.826 (3)	0.528	67.19	14:01:10.048
5 -	1:49.472 (2)	0.174	67.41	14:02:59.520
6 -	1:52.809	3.511	65.42	14:04:52.329
7 -	1:50.425	1.127	66.83	14:06:42.754
8 -	1:52.994	3.696	65.31	14:08:35.748
9 -	1:50.787	1.489	66.61	14:10:26.535
10 -	1:50.514	1.216	66.77	14:12:17.049
11 -	1:51.419	2.121	66.23	14:14:08.468

DIFF = Difference To Personal Best Lap

P14 93 Jack BREWER				
LAP	LAP TIME	DIFF	MPH	TIME OF DAY
1 -	2:05.928	16.674	58.60	13:55:47.538
2 -	1:51.608	2.354	66.12	13:57:39.146
3 -	1:49.838 (3)	0.584	67.18	13:59:28.984
4 -	1:51.170	1.916	66.38	14:01:20.154
5 -	1:50.001	0.747	67.09	14:03:10.155
6 -	<b>1:49.254 (1)</b>		<b>67.54</b>	<b>14:04:59.409</b>
7 -	1:49.568 (2)	0.314	67.35	14:06:48.977
8 -	1:50.506	1.252	66.78	14:08:39.483
9 -	1:51.609	2.355	66.12	14:10:31.092
10 -	1:49.911	0.657	67.14	14:12:21.003
11 -	1:50.895	1.641	66.54	14:14:11.898

### P15 34 Callum GREATREX

LAP	LAP TIME	DIFF	MPH	TIME OF DAY
1 -	2:05.033	15.156	59.02	13:55:46.643
2 -	1:50.773	0.896	66.62	13:57:37.416
3 -	1:50.888	1.011	66.55	13:59:28.304
4 -	1:50.199 (2)	0.322	66.96	14:01:18.503
5 -	1:50.218 (3)	0.341	66.95	14:03:08.721
6 -	1:50.240	0.363	66.94	14:04:58.961
7 -	<b>1:49.877 (1)</b>		<b>67.16</b>	<b>14:06:48.838</b>
8 -	1:50.988	1.111	66.49	14:08:39.826
9 -	1:51.192	1.315	66.37	14:10:31.018
10 -	1:51.661	1.784	66.09	14:12:22.679
11 -	1:51.246	1.369	66.33	14:14:13.925

### P16 13 Scott LEACH (M)

LAP	LAP TIME	DIFF	MPH	TIME OF DAY
1 -	2:00.339	10.213	61.32	13:55:41.949
2 -	1:50.162 (2)	0.036	66.99	13:57:32.111
3 -	1:50.523	0.397	66.77	13:59:22.634
4 -	<b>1:50.126 (1)</b>		<b>67.01</b>	<b>14:01:12.760</b>
5 -	1:50.687	0.561	66.67	14:03:03.447
6 -	1:51.846	1.720	65.98	14:04:55.293
7 -	1:50.430	0.304	66.82	14:06:45.723
8 -	1:50.179 (3)	0.053	66.98	14:08:35.902
9 -	1:51.051	0.925	66.45	14:10:26.953
10 -	1:50.736	0.610	66.64	14:12:17.689
11 -	1:56.429	6.303	63.38	14:14:14.118

### P17 55 Matt POLLARD

LAP	LAP TIME	DIFF	MPH	TIME OF DAY
1 -	1:59.634	10.508	61.68	13:55:41.244
2 -	1:49.187 (2)	0.061	67.59	13:57:30.431
3 -	1:50.061	0.935	67.05	13:59:20.492
4 -	<b>1:49.126 (1)</b>		<b>67.62</b>	<b>14:01:09.618</b>
5 -	1:49.566 (3)	0.440	67.35	14:02:59.184
6 -	1:52.821	3.695	65.41	14:04:52.005
7 -	1:50.395	1.269	66.85	14:06:42.400
8 -	1:52.245	3.119	65.74	14:08:34.645
9 -	1:51.560	2.434	66.15	14:10:26.205
10 -	1:51.365	2.239	66.26	14:12:17.570
11 -	1:57.527	8.401	62.79	14:14:15.097

### P18 54 Marcus BAILEY (M)

LAP	LAP TIME	DIFF	MPH	TIME OF DAY
1 -	2:09.000	18.758	57.20	13:55:50.610
2 -	1:50.383	0.141	66.85	13:57:40.993

Rockingham ISS Long

Circuit Length = 2.0500 miles

Start: 13:53 Flag 14:13 End: 14:14

Weather / Track : Cloudy / Dry

# BRSCC Mazda MX-5 Championship - 1A

## RACE 2 - LAP ANALYSIS

DIFF = Difference To Personal Best Lap

3 -	1:50.321 (2)	0.079	66.89	13:59:31.314
<b>4 -</b>	<b>1:50.242 (1)</b>		<b>66.94</b>	<b>14:01:21.556</b>
5 -	1:50.910	0.668	66.54	14:03:12.466
6 -	1:51.774	1.532	66.02	14:05:04.240
7 -	1:52.121	1.879	65.82	14:06:56.361
8 -	1:50.695	0.453	66.66	14:08:47.056
9 -	1:51.129	0.887	66.40	14:10:38.185
10 -	1:50.324 (3)	0.082	66.89	14:12:28.509
11 -	1:53.407	3.165	65.07	14:14:21.916

DIFF = Difference To Personal Best Lap

8 -	1:50.766 (3)	0.345	66.62	14:08:48.855
9 -	1:52.395	1.974	65.66	14:10:41.250
10 -	1:54.766	4.345	64.30	14:12:36.016
11 -	1:54.325	3.904	64.55	14:14:30.341

### P19 41 Kevin BRENT (M)

LAP	LAP TIME	DIFF	MPH	TIME OF DAY
1 -	2:06.225	15.773	58.46	13:55:47.835
2 -	1:51.870	1.418	65.96	13:57:39.705
3 -	1:50.812 (2)	0.360	66.59	13:59:30.517
<b>4 -</b>	<b>1:50.452 (1)</b>		<b>66.81</b>	<b>14:01:20.969</b>
5 -	1:51.289	0.837	66.31	14:03:12.258
6 -	1:51.472	1.020	66.20	14:05:03.730
7 -	1:51.370	0.918	66.26	14:06:55.100
8 -	1:50.862 (3)	0.410	66.56	14:08:45.962
9 -	1:51.179	0.727	66.37	14:10:37.141
10 -	1:50.877	0.425	66.56	14:12:28.018
11 -	1:54.206	3.754	64.62	14:14:22.224

### P20 52 Jon PETHICK

LAP	LAP TIME	DIFF	MPH	TIME OF DAY
1 -	2:05.120	14.143	58.98	13:55:46.730
2 -	1:51.045 (2)	0.068	66.45	13:57:37.775
3 -	1:51.604	0.627	66.12	13:59:29.379
4 -	1:51.325	0.348	66.29	14:01:20.704
5 -	1:52.319	1.342	65.70	14:03:13.023
6 -	1:51.456	0.479	66.21	14:05:04.479
7 -	1:52.116	1.139	65.82	14:06:56.595
<b>8 -</b>	<b>1:50.977 (1)</b>		<b>66.50</b>	<b>14:08:47.572</b>
9 -	1:52.604	1.627	65.53	14:10:40.176
10 -	1:52.532	1.555	65.58	14:12:32.708
11 -	1:51.123 (3)	0.146	66.41	14:14:23.831

### P21 22 Paul TUCKER (M)

LAP	LAP TIME	DIFF	MPH	TIME OF DAY
1 -	2:04.656	14.172	59.20	13:55:46.266
<b>2 -</b>	<b>1:50.484 (1)</b>		<b>66.79</b>	<b>13:57:36.750</b>
3 -	1:51.373 (3)	0.889	66.26	13:59:28.123
4 -	1:51.906	1.422	65.94	14:01:20.029
5 -	1:50.924 (2)	0.440	66.53	14:03:10.953
6 -	1:51.824	1.340	65.99	14:05:02.777
7 -	1:53.330	2.846	65.11	14:06:56.107
8 -	1:52.022	1.538	65.87	14:08:48.129
9 -	1:52.304	1.820	65.71	14:10:40.433
10 -	1:52.198	1.714	65.77	14:12:32.631
11 -	1:52.416	1.932	65.64	14:14:25.047

### P22 65 William HAYDEN

LAP	LAP TIME	DIFF	MPH	TIME OF DAY
1 -	2:05.329	14.908	58.88	13:55:46.939
2 -	1:52.703	2.282	65.48	13:57:39.642
3 -	1:54.345	3.924	64.54	13:59:33.987
4 -	1:50.892	0.471	66.55	14:01:24.879
5 -	1:50.653 (2)	0.232	66.69	14:03:15.532
<b>6 -</b>	<b>1:50.421 (1)</b>		<b>66.83</b>	<b>14:05:05.953</b>
7 -	1:52.136	1.715	65.81	14:06:58.089

Weather / Track : Cloudy / Dry

Rockingham ISS Long

Circuit Length = 2.0500 miles

Start: 13:53 Flag 14:13 End: 14:14

# BRSCC Mazda MX-5 Championship - 1B

## RACE 4 RESTART - CLASSIFICATION

POS	NO	NAME	ENTRY	LAPS	TIME	GAP	DIFF	MPH	BEST	ON
1	544	Jack MOODY	Mazda MX-5 Mk1	11	20:29.841			66.00	<b>1:50.541</b>	5
2	31	Bryn GRIFFITHS (M)	Mazda MX-5 Mk1	11	20:36.430	<b>6.589</b>	6.589	65.65	<b>1:50.616</b>	2
3	79	Rafal DRZASZCZ	Mazda MX-5 Mk1	11	20:38.803	<b>8.962</b>	2.373	65.53	<b>1:50.231</b>	4
4	19	Oliver ROBINSON (M)	Mazda MX-5 Mk1	11	20:38.910	<b>9.069</b>	0.107	65.52	<b>1:51.208</b>	2
5	25	Ivan LEARY (M)	Mazda MX-5 Mk1	11	20:39.924	<b>10.083</b>	1.014	65.47	<b>1:51.168</b>	9
6	60	Nick LE DOYEN (M)	Mazda MX-5 Mk1	11	20:49.357	<b>19.516</b>	9.433	64.97	<b>1:51.498</b>	4
7	722	Alan HAWKINS (M)	Mazda MX-5 Mk1	11	20:50.282	<b>20.441</b>	0.925	64.92	<b>1:51.885</b>	5
8	90	Bruce ROBINSON (M)	Mazda MX-5 Mk1	11	20:54.052	<b>24.211</b>	3.770	64.73	<b>1:52.401</b>	2
9	2	Jake STYLES (U-18)	Mazda MX-5 Mk1	11	20:57.014	<b>27.173</b>	2.962	64.58	<b>1:52.069</b>	4
10	78	Richard BARTLETT (M)	Mazda MX-5 Mk1	11	21:03.046	<b>33.205</b>	6.032	64.27	<b>1:52.537</b>	11
11	3	Richard WOOTTEN	Mazda MX-5 Mk1	11	21:03.210	<b>33.369</b>	0.164	64.26	<b>1:51.642</b>	5
12	20	Christopher GINN (M)	Mazda MX-5 Mk1	11	21:05.255	<b>35.414</b>	2.045	64.16	<b>1:52.977</b>	9
13	74	Clive CHISNALL (M)	Mazda MX-5 Mk1	11	21:09.942	<b>40.101</b>	4.687	63.92	<b>1:51.467</b>	4
14	44	Bill TAYLOR	Mazda MX-5 Mk1	11	21:13.618	<b>43.777</b>	3.676	63.73	<b>1:52.695</b>	4
15	53	Jonathan FIELDSEND (M)	Mazda MX-5 Mk1	11	21:19.221	<b>49.380</b>	5.603	63.46	<b>1:54.083</b>	11
16	11	Sam JARVIS	Mazda MX-5 Mk1	11	21:30.303	<b>1:00.462</b>	11.082	62.91	<b>1:54.658</b>	3
17	14	Elliott HANN	Mazda MX-5 Mk1	11	21:31.320	<b>1:01.479</b>	1.017	62.86	<b>1:54.684</b>	11
18	58	Dale WHITEMAN (M)	Mazda MX-5 Mk1	11	21:35.121	<b>1:05.280</b>	3.801	62.68	<b>1:55.007</b>	4
19	9	James LOVE	Mazda MX-5 Mk1	11	21:55.165	<b>1:25.324</b>	20.044	61.72	<b>1:56.869</b>	5

### NOT CLASSIFIED

DNF	96	Charles MUGGLESTONE	Mazda MX-5 Mk1	7	13:32.077	<b>4 Laps</b>	4 Laps	63.61	<b>1:51.646</b>	5
DNF	43	Lewis CANNON	Mazda MX-5 Mk1	0						
DNF	45	Graham RUMSEY (M)	Mazda MX-5 Mk1	0						

### FASTEST LAP

79	Rafal DRZASZCZ	Mazda MX-5 Mk1	4	1:50.231	66.95 mph	107.74 kph
----	----------------	----------------	---	----------	-----------	------------

Weather / Track : Cloudy / Dry

These results are provisional until the conclusion of any judicial and technical matters.

Rockingham ISS Long

Circuit Length = 2.0500 miles

Start: 15:12 Flag 15:33 End: 15:34

Clerk Of Course :	Timekeeper :
-------------------	--------------

# BRSCC Mazda MX-5 Championship - 1B

## RACE 4 RESTART - LAP CHART

LAP 1 @ 15:14:45.072			LAP 2 @ 15:16:35.844			LAP 3 @ 15:18:26.540			LAP 4 @ 15:20:17.523			LAP 5 @ 15:22:08.064		
NO	BEHIND	LAP TIME	NO	BEHIND	LAP TIME	NO	BEHIND	LAP TIME	NO	BEHIND	LAP TIME	NO	BEHIND	LAP TIME
544		1:58.717	544		1:50.772	544		1:50.696	544		1:50.983	544		1:50.541
19	0.650	1:59.367	19	1.086	1:51.208	19	2.449	1:52.059	19	2.993	1:51.527	19	4.977	1:52.525
25	1.583	2:00.300	31	1.550	1:50.616	25	2.888	1:51.461	25	3.333	1:51.428	31	5.108	1:51.894
31	1.706	2:00.423	25	2.123	1:51.312	31	3.187	1:52.333	31	3.755	1:51.551	25	5.618	1:52.826
90	2.827	2:01.544	79	4.423	1:51.543	79	5.588	1:51.861	79	4.836	1:50.231	79	6.012	1:51.717
96	3.332	2:02.049	90	4.456	1:52.401	96	6.126	1:51.710	96	7.234	1:52.091	96	8.339	1:51.646
79	3.652	2:02.369	96	5.112	1:52.552	60	7.300	1:52.447	60	7.815	1:51.498	60	9.286	1:52.012
60	4.372	2:03.089	60	5.549	1:51.949	90	8.719	1:54.959	722	9.732	1:51.958	722	11.076	1:51.885
722	5.034	2:03.751	722	7.038	1:52.776	722	8.757	1:52.415	90	10.546	1:52.810	90	13.390	1:53.385
44	5.888	2:04.605	74	8.958	1:53.523	74	12.049	1:53.787	74	12.533	1:51.467	74	15.214	1:53.222
74	6.207	2:04.924	44	9.255	1:54.139	44	12.630	1:54.071	44	14.342	1:52.695	2	16.601	1:52.766
2	6.523	2:05.240	2	9.514	1:53.763	3	13.190	1:53.377	2	14.376	1:52.069	44	17.856	1:54.055
3	6.955	2:05.672	3	10.509	1:54.326	2	13.290	1:54.472	78	16.973	1:53.786	78	20.205	1:53.773
20	7.487	2:06.204	20	11.265	1:54.550	78	14.170	1:53.321	20	18.124	1:53.504	20	21.150	1:53.567
78	8.800	2:07.517	78	11.545	1:53.517	20	15.603	1:55.034	3	20.270	1:58.063	3	21.371	1:51.642
53	11.403	2:10.120	53	15.724	1:55.093	53	19.975	1:54.947	53	23.401	1:54.409	53	27.322	1:54.462
9	13.100	2:11.817	14	20.156	1:57.172	14	24.988	1:55.528	14	29.534	1:55.529	11	35.346	1:55.931
58	13.301	2:12.018	58	21.042	1:58.513	11	25.431	1:54.658	11	29.956	1:55.508	14	36.365	1:57.372
14	13.756	2:12.473	11	21.469	1:58.126	58	27.606	1:57.260	58	31.630	1:55.007	58	36.748	1:55.659
11	14.115	2:12.832	9	22.393	2:00.065	9	28.663	1:56.966	9	34.682	1:57.002	9	41.010	1:56.869

Weather / Track : Cloudy / Dry

Results can be found at [www.tsl-timing.com](http://www.tsl-timing.com)

Page 1 of 3

Rockingham ISS Long  
 Circuit Length = 2.0500 miles  
 Start: 15:12 Flag 15:33 End: 15:34

Printed - 15:36 Saturday, 15 September 2018

# BRSCC Mazda MX-5 Championship - 1B

## RACE 4 RESTART - LAP CHART

LAP 6 @ 15:23:59.287			LAP 7 @ 15:25:50.540			LAP 8 @ 15:27:41.718			LAP 9 @ 15:29:32.844			LAP 10 @ 15:31:24.223		
NO	BEHIND	LAP TIME	NO	BEHIND	LAP TIME	NO	BEHIND	LAP TIME	NO	BEHIND	LAP TIME	NO	BEHIND	LAP TIME
<b>544</b>		1:51.223	<b>544</b>		1:51.253	<b>544</b>		1:51.178	<b>544</b>		1:51.126	<b>544</b>		1:51.379
<b>31</b>	5.482	1:51.597	<b>31</b>	5.849	1:51.620	<b>31</b>	6.475	1:51.804	<b>31</b>	6.916	1:51.567	<b>31</b>	7.091	1:51.554
<b>19</b>	6.165	1:52.411	<b>19</b>	6.899	1:51.987	<b>19</b>	7.687	1:51.966	<b>19</b>	8.087	1:51.526	<b>79</b>	8.529	1:51.549
<b>25</b>	6.572	1:52.177	<b>25</b>	7.313	1:51.994	<b>79</b>	8.022	1:51.662	<b>79</b>	8.359	1:51.463	<b>19</b>	8.870	1:52.162
<b>79</b>	6.934	1:52.145	<b>79</b>	7.538	1:51.857	<b>25</b>	9.183	1:53.048	<b>25</b>	9.225	1:51.168	<b>25</b>	9.328	1:51.482
<b>96</b>	9.146	1:52.030	<b>60</b>	13.159	1:53.260	<b>60</b>	14.814	1:52.833	<b>60</b>	16.190	1:52.502	<b>60</b>	17.836	1:53.025
<b>60</b>	11.152	1:53.089	<b>722</b>	14.029	1:52.785	<b>722</b>	15.194	1:52.343	<b>722</b>	16.551	1:52.483	<b>722</b>	18.239	1:53.067
<b>722</b>	12.497	1:52.644	<b>90</b>	16.734	1:52.663	<b>90</b>	19.392	1:53.836	<b>90</b>	21.676	1:53.410	<b>90</b>	23.081	1:52.784
<b>90</b>	15.324	1:53.157	<b>74</b>	17.213	1:52.089	<b>2</b>	22.319	1:53.063	<b>2</b>	24.247	1:53.054	<b>2</b>	25.933	1:53.065
<b>74</b>	16.377	1:52.386	<b>2</b>	20.434	1:53.319	<b>78</b>	27.105	1:53.874	<b>74</b>	29.717	1:52.150	<b>74</b>	32.031	1:53.693
<b>2</b>	18.368	1:52.990	<b>78</b>	24.409	1:53.782	<b>74</b>	28.693	2:02.658	<b>3</b>	30.991	1:52.035	<b>3</b>	32.490	1:52.878
<b>44</b>	19.662	1:53.029	<b>96</b>	27.891	2:09.998 <b>P</b>	<b>20</b>	29.981	1:53.168	<b>78</b>	31.083	1:55.104	<b>78</b>	32.641	1:52.937
<b>78</b>	21.880	1:52.898	<b>20</b>	27.991	1:54.116	<b>3</b>	30.082	1:52.490	<b>20</b>	31.832	1:52.977	<b>20</b>	33.642	1:53.189
<b>20</b>	25.128	1:55.201	<b>3</b>	28.770	1:52.917	<b>44</b>	34.290	1:53.015	<b>44</b>	36.512	1:53.348	<b>44</b>	39.807	1:54.674
<b>3</b>	27.106	1:56.958	<b>44</b>	32.453	2:04.044	<b>53</b>	40.678	1:55.663	<b>53</b>	44.428	1:54.876	<b>53</b>	47.270	1:54.221
<b>53</b>	31.972	1:55.873	<b>53</b>	36.193	1:55.474	<b>11</b>	48.390	1:56.132	<b>11</b>	53.475	1:56.211	<b>11</b>	57.561	1:55.465
<b>11</b>	39.295	1:55.172	<b>11</b>	43.436	1:55.394	<b>14</b>	50.752	1:55.215	<b>14</b>	55.144	1:55.518	<b>14</b>	58.768	1:55.003
<b>14</b>	40.742	1:55.600	<b>14</b>	46.715	1:57.226	<b>58</b>	51.372	1:55.338	<b>58</b>	56.116	1:55.870	<b>58</b>	1:00.677	1:55.940
<b>58</b>	41.176	1:55.651	<b>58</b>	47.212	1:57.289	<b>9</b>	1:05.106	2:02.774	<b>9</b>	1:12.608	1:58.628	<b>9</b>	1:18.326	1:57.097
<b>9</b>	47.051	1:57.264	<b>9</b>	53.510	1:57.712									

Weather / Track : Cloudy / Dry

# BRSCC Mazda MX-5 Championship - 1B

## RACE 4 RESTART - LAP CHART

**LAP 11 @ 15:33:16.196**

NO	BEHIND	LAP TIME
<b>544</b>		1:51.973
<b>31</b>	6.589	1:51.471
<b>79</b>	8.962	1:52.406
<b>19</b>	9.069	1:52.172
<b>25</b>	10.083	1:52.728
<b>60</b>	19.516	1:53.653
<b>722</b>	20.441	1:54.175
<b>90</b>	24.211	1:53.103
<b>2</b>	27.173	1:53.213
<b>78</b>	33.205	1:52.537
<b>3</b>	33.369	1:52.852
<b>20</b>	35.414	1:53.745
<b>74</b>	40.101	2:00.043
<b>44</b>	43.777	1:55.943
<b>53</b>	49.380	1:54.083
<b>11</b>	1:00.462	1:54.874
<b>14</b>	1:01.479	1:54.684
<b>58</b>	1:05.280	1:56.576
<b>9</b>	1:25.324	1:58.971

Weather / Track : Cloudy / Dry

Results can be found at [www.tsl-timing.com](http://www.tsl-timing.com)

Page 3 of 3

Rockingham ISS Long  
Circuit Length = 2.0500 miles  
Start: 15:12 Flag 15:33 End: 15:34

Printed - 15:36 Saturday, 15 September 2018

# BRSCC Mazda MX-5 Championship - 1B

## RACE 4 RESTART - LAP ANALYSIS

DIFF = Difference To Personal Best Lap

P1 544 Jack MOODY				
LAP	LAP TIME	DIFF	MPH	TIME OF DAY
1 -	1:58.717	8.176	62.16	15:14:45.072
2 -	1:50.772 (3)	0.231	66.62	15:16:35.844
3 -	1:50.696 (2)	0.155	66.66	15:18:26.540
4 -	1:50.983	0.442	66.49	15:20:17.523
5 -	<b>1:50.541 (1)</b>		<b>66.76</b>	<b>15:22:08.064</b>
6 -	1:51.223	0.682	66.35	15:23:59.287
7 -	1:51.253	0.712	66.33	15:25:50.540
8 -	1:51.178	0.637	66.38	15:27:41.718
9 -	1:51.126	0.585	66.41	15:29:32.844
10 -	1:51.379	0.838	66.26	15:31:24.223
11 -	1:51.973	1.432	65.90	15:33:16.196

P2 31 Bryn GRIFFITHS (M)				
LAP	LAP TIME	DIFF	MPH	TIME OF DAY
1 -	2:00.423	9.807	61.28	15:14:46.778
2 -	<b>1:50.616 (1)</b>		<b>66.71</b>	<b>15:16:37.394</b>
3 -	1:52.333	1.717	65.69	15:18:29.727
4 -	1:51.551 (3)	0.935	66.15	15:20:21.278
5 -	1:51.894	1.278	65.95	15:22:13.172
6 -	1:51.597	0.981	66.13	15:24:04.769
7 -	1:51.620	1.004	66.11	15:25:56.389
8 -	1:51.804	1.188	66.00	15:27:48.193
9 -	1:51.567	0.951	66.14	15:29:39.760
10 -	1:51.554	0.938	66.15	15:31:31.314
11 -	1:51.471 (2)	0.855	66.20	15:33:22.785

P3 79 Rafal DRZASZCZ				
LAP	LAP TIME	DIFF	MPH	TIME OF DAY
1 -	2:02.369	12.138	60.30	15:14:48.724
2 -	1:51.543 (3)	1.312	66.16	15:16:40.267
3 -	1:51.861	1.630	65.97	15:18:32.128
4 -	<b>1:50.231 (1)</b>		<b>66.95</b>	<b>15:20:22.359</b>
5 -	1:51.717	1.486	66.05	15:22:14.076
6 -	1:52.145	1.914	65.80	15:24:06.221
7 -	1:51.857	1.626	65.97	15:25:58.078
8 -	1:51.662	1.431	66.09	15:27:49.740
9 -	1:51.463 (2)	1.232	66.21	15:29:41.203
10 -	1:51.549	1.318	66.15	15:31:32.752
11 -	1:52.406	2.175	65.65	15:33:25.158

P4 19 Oliver ROBINSON (M)				
LAP	LAP TIME	DIFF	MPH	TIME OF DAY
1 -	1:59.367	8.159	61.82	15:14:45.722
2 -	<b>1:51.208 (1)</b>		<b>66.36</b>	<b>15:16:36.930</b>
3 -	1:52.059	0.851	65.85	15:18:28.989
4 -	1:51.527 (3)	0.319	66.17	15:20:20.516
5 -	1:52.525	1.317	65.58	15:22:13.041
6 -	1:52.411	1.203	65.65	15:24:05.452
7 -	1:51.987	0.779	65.90	15:25:57.439
8 -	1:51.966	0.758	65.91	15:27:49.405
9 -	1:51.526 (2)	0.318	66.17	15:29:40.931
10 -	1:52.162	0.954	65.79	15:31:33.093
11 -	1:52.172	0.964	65.79	15:33:25.265

P5 25 Ivan LEARY (M)				
LAP	LAP TIME	DIFF	MPH	TIME OF DAY
1 -	2:00.300	9.132	61.34	15:14:46.655
2 -	1:51.312 (2)	0.144	66.30	15:16:37.967

DIFF = Difference To Personal Best Lap

3 -	1:51.461	0.293	66.21	15:18:29.428
4 -	1:51.428 (3)	0.260	66.23	15:20:20.856
5 -	1:52.826	1.658	65.41	15:22:13.682
6 -	1:52.177	1.009	65.78	15:24:05.859
7 -	1:51.994	0.826	65.89	15:25:57.853
8 -	1:53.048	1.880	65.28	15:27:50.901
9 -	<b>1:51.168 (1)</b>		<b>66.38</b>	<b>15:29:42.069</b>
10 -	1:51.482	0.314	66.19	15:31:33.551
11 -	1:52.728	1.560	65.46	15:33:26.279

P6 60 Nick LE DOYEN (M)				
LAP	LAP TIME	DIFF	MPH	TIME OF DAY
1 -	2:03.089	11.591	59.95	15:14:49.444
2 -	1:51.949 (2)	0.451	65.92	15:16:41.393
3 -	1:52.447	0.949	65.63	15:18:33.840
4 -	<b>1:51.498 (1)</b>		<b>66.18</b>	<b>15:20:25.338</b>
5 -	1:52.012 (3)	0.514	65.88	15:22:17.350
6 -	1:53.089	1.591	65.25	15:24:10.439
7 -	1:53.260	1.762	65.15	15:26:03.699
8 -	1:52.833	1.335	65.40	15:27:56.532
9 -	1:52.502	1.004	65.59	15:29:49.034
10 -	1:53.025	1.527	65.29	15:31:42.059
11 -	1:53.653	2.155	64.93	15:33:35.712

P7 722 Alan HAWKINS (M)				
LAP	LAP TIME	DIFF	MPH	TIME OF DAY
1 -	2:03.751	11.866	59.63	15:14:50.106
2 -	1:52.776	0.891	65.43	15:16:42.882
3 -	1:52.415	0.530	65.64	15:18:35.297
4 -	1:51.958 (2)	0.073	65.91	15:20:27.255
5 -	<b>1:51.885 (1)</b>		<b>65.96</b>	<b>15:22:19.140</b>
6 -	1:52.644	0.759	65.51	15:24:11.784
7 -	1:52.785	0.900	65.43	15:26:04.569
8 -	1:52.343 (3)	0.458	65.69	15:27:56.912
9 -	1:52.483	0.598	65.60	15:29:49.395
10 -	1:53.067	1.182	65.27	15:31:42.462
11 -	1:54.175	2.290	64.63	15:33:36.637

P8 90 Bruce ROBINSON (M)				
LAP	LAP TIME	DIFF	MPH	TIME OF DAY
1 -	2:01.544	9.143	60.71	15:14:47.899
2 -	<b>1:52.401 (1)</b>		<b>65.65</b>	<b>15:16:40.300</b>
3 -	1:54.959	2.558	64.19	15:18:35.259
4 -	1:52.810	0.409	65.41	15:20:28.069
5 -	1:53.385	0.984	65.08	15:22:21.454
6 -	1:53.157	0.756	65.21	15:24:14.611
7 -	1:52.663 (2)	0.262	65.50	15:26:07.274
8 -	1:53.836	1.435	64.83	15:28:01.110
9 -	1:53.410	1.009	65.07	15:29:54.520
10 -	1:52.784 (3)	0.383	65.43	15:31:47.304
11 -	1:53.103	0.702	65.25	15:33:40.407

P9 2 Jake STYLES (U-18)				
LAP	LAP TIME	DIFF	MPH	TIME OF DAY
1 -	2:05.240	13.171	58.92	15:14:51.595
2 -	1:53.763	1.694	64.87	15:16:45.358
3 -	1:54.472	2.403	64.46	15:18:39.830
4 -	<b>1:52.069 (1)</b>		<b>65.85</b>	<b>15:20:31.899</b>
5 -	1:52.766 (2)	0.697	65.44	15:22:24.665
6 -	1:52.990 (3)	0.921	65.31	15:24:17.655
7 -	1:53.319	1.250	65.12	15:26:10.974

Rockingham ISS Long

Circuit Length = 2.0500 miles

Start: 15:12 Flag 15:33 End: 15:34

Weather / Track : Cloudy / Dry

# BRSCC Mazda MX-5 Championship - 1B

## RACE 4 RESTART - LAP ANALYSIS

DIFF = Difference To Personal Best Lap

8 -	1:53.063	0.994	65.27	15:28:04.037
9 -	1:53.054	0.985	65.27	15:29:57.091
10 -	1:53.065	0.996	65.27	15:31:50.156
11 -	1:53.213	1.144	65.18	15:33:43.369

### P10 78 Richard BARTLETT (M)

LAP	LAP TIME	DIFF	MPH	TIME OF DAY
1 -	2:07.517	14.980	57.87	15:14:53.872
2 -	1:53.517	0.980	65.01	15:16:47.389
3 -	1:53.321	0.784	65.12	15:18:40.710
4 -	1:53.786	1.249	64.85	15:20:34.496
5 -	1:53.773	1.236	64.86	15:22:28.269
6 -	1:52.898 (2)	0.361	65.36	15:24:21.167
7 -	1:53.782	1.245	64.86	15:26:14.949
8 -	1:53.874	1.337	64.80	15:28:08.823
9 -	1:55.104	2.567	64.11	15:30:03.927
10 -	1:52.937 (3)	0.400	65.34	15:31:56.864
11 -	1:52.537 (1)		65.57	15:33:49.401

### P11 3 Richard WOOTTEN

LAP	LAP TIME	DIFF	MPH	TIME OF DAY
1 -	2:05.672	14.030	58.72	15:14:52.027
2 -	1:54.326	2.684	64.55	15:16:46.353
3 -	1:53.377	1.735	65.09	15:18:39.730
4 -	1:58.063	6.421	62.50	15:20:37.793
5 -	1:51.642 (1)		66.10	15:22:29.435
6 -	1:56.958	5.316	63.09	15:24:26.393
7 -	1:52.917	1.275	65.35	15:26:19.310
8 -	1:52.490 (3)	0.848	65.60	15:28:11.800
9 -	1:52.035 (2)	0.393	65.87	15:30:03.835
10 -	1:52.878	1.236	65.38	15:31:56.713
11 -	1:52.852	1.210	65.39	15:33:49.565

### P12 20 Christopher GINN (M)

LAP	LAP TIME	DIFF	MPH	TIME OF DAY
1 -	2:06.204	13.227	58.47	15:14:52.559
2 -	1:54.550	1.573	64.42	15:16:47.109
3 -	1:55.034	2.057	64.15	15:18:42.143
4 -	1:53.504	0.527	65.01	15:20:35.647
5 -	1:53.567	0.590	64.98	15:22:29.214
6 -	1:55.201	2.224	64.06	15:24:24.415
7 -	1:54.116	1.139	64.67	15:26:18.531
8 -	1:53.168 (2)	0.191	65.21	15:28:11.699
9 -	1:52.977 (1)		65.32	15:30:04.676
10 -	1:53.189 (3)	0.212	65.20	15:31:57.865
11 -	1:53.745	0.768	64.88	15:33:51.610

### P13 74 Clive CHISNALL (M)

LAP	LAP TIME	DIFF	MPH	TIME OF DAY
1 -	2:04.924	13.457	59.07	15:14:51.279
2 -	1:53.523	2.056	65.00	15:16:44.802
3 -	1:53.787	2.320	64.85	15:18:38.589
4 -	1:51.467 (1)		66.20	15:20:30.056
5 -	1:53.222	1.755	65.18	15:22:23.278
6 -	1:52.386	0.919	65.66	15:24:15.664
7 -	1:52.089 (2)	0.622	65.84	15:26:07.753
8 -	2:02.658	11.191	60.16	15:28:10.411
9 -	1:52.150 (3)	0.683	65.80	15:30:02.561
10 -	1:53.693	2.226	64.91	15:31:56.254
11 -	2:00.043	8.576	61.47	15:33:56.297

DIFF = Difference To Personal Best Lap

P14 44 Bill TAYLOR				
LAP	LAP TIME	DIFF	MPH	TIME OF DAY
1 -	2:04.605	11.910	59.22	15:14:50.960
2 -	1:54.139	1.444	64.65	15:16:45.099
3 -	1:54.071	1.376	64.69	15:18:39.170
4 -	1:52.695 (1)		65.48	15:20:31.865
5 -	1:54.055	1.360	64.70	15:22:25.920
6 -	1:53.029 (3)	0.334	65.29	15:24:18.949
7 -	2:04.044	11.349	59.49	15:26:22.993
8 -	1:53.015 (2)	0.320	65.30	15:28:16.008
9 -	1:53.348	0.653	65.10	15:30:09.356
10 -	1:54.674	1.979	64.35	15:32:04.030
11 -	1:55.943	3.248	63.65	15:33:59.973

### P15 53 Jonathan FIELDSEND (M)

LAP	LAP TIME	DIFF	MPH	TIME OF DAY
1 -	2:10.120	16.037	56.71	15:14:56.475
2 -	1:55.093	1.010	64.12	15:16:51.568
3 -	1:54.947	0.864	64.20	15:18:46.515
4 -	1:54.409 (3)	0.326	64.50	15:20:40.924
5 -	1:54.462	0.379	64.47	15:22:35.386
6 -	1:55.873	1.790	63.69	15:24:31.259
7 -	1:55.474	1.391	63.91	15:26:26.733
8 -	1:55.663	1.580	63.80	15:28:22.396
9 -	1:54.876	0.793	64.24	15:30:17.272
10 -	1:54.221 (2)	0.138	64.61	15:32:11.493
11 -	1:54.083 (1)		64.68	15:34:05.576

### P16 11 Sam JARVIS

LAP	LAP TIME	DIFF	MPH	TIME OF DAY
1 -	2:12.832	18.174	55.55	15:14:59.187
2 -	1:58.126	3.468	62.47	15:16:57.313
3 -	1:54.658 (1)		64.36	15:18:51.971
4 -	1:55.508	0.850	63.89	15:20:47.479
5 -	1:55.931	1.273	63.65	15:22:43.410
6 -	1:55.172 (3)	0.514	64.07	15:24:38.582
7 -	1:55.394	0.736	63.95	15:26:33.976
8 -	1:56.132	1.474	63.54	15:28:30.108
9 -	1:56.211	1.553	63.50	15:30:26.319
10 -	1:55.465	0.807	63.91	15:32:21.784
11 -	1:54.874 (2)	0.216	64.24	15:34:16.658

### P17 14 Elliott HANN

LAP	LAP TIME	DIFF	MPH	TIME OF DAY
1 -	2:12.473	17.789	55.70	15:14:58.828
2 -	1:57.172	2.488	62.98	15:16:56.000
3 -	1:55.528	0.844	63.88	15:18:51.528
4 -	1:55.529	0.845	63.88	15:20:47.057
5 -	1:57.372	2.688	62.87	15:22:44.429
6 -	1:55.600	0.916	63.84	15:24:40.029
7 -	1:57.226	2.542	62.95	15:26:37.255
8 -	1:55.215 (3)	0.531	64.05	15:28:32.470
9 -	1:55.518	0.834	63.88	15:30:27.988
10 -	1:55.003 (2)	0.319	64.17	15:32:22.991
11 -	1:54.684 (1)		64.35	15:34:17.675

### P18 58 Dale WHITEMAN (M)

LAP	LAP TIME	DIFF	MPH	TIME OF DAY
1 -	2:12.018	17.011	55.90	15:14:58.373
2 -	1:58.513	3.506	62.27	15:16:56.886

Rockingham ISS Long

Circuit Length = 2.0500 miles

Start: 15:12 Flag 15:33 End: 15:34

Weather / Track : Cloudy / Dry



# BRSCC Mazda MX-5 Championship - 1B

## RACE 4 RESTART - LAP ANALYSIS

DIFF = Difference To Personal Best Lap

3 -	1:57.260	2.253	62.93	15:18:54.146
<b>4 -</b>	<b>1:55.007 (1)</b>		<b>64.17</b>	<b>15:20:49.153</b>
5 -	1:55.659	0.652	63.80	15:22:44.812
6 -	1:55.651 (3)	0.644	63.81	15:24:40.463
7 -	1:57.289	2.282	62.92	15:26:37.752
8 -	1:55.338 (2)	0.331	63.98	15:28:33.090
9 -	1:55.870	0.863	63.69	15:30:28.960
10 -	1:55.940	0.933	63.65	15:32:24.900
11 -	1:56.576	1.569	63.30	15:34:21.476

### P19 9 James LOVE


LAP	LAP TIME	DIFF	MPH	TIME OF DAY
1 -	2:11.817	14.948	55.98	15:14:58.172
2 -	2:00.065	3.196	61.46	15:16:58.237
3 -	1:56.966 (2)	0.097	63.09	15:18:55.203
4 -	1:57.002 (3)	0.133	63.07	15:20:52.205
<b>5 -</b>	<b>1:56.869 (1)</b>		<b>63.14</b>	<b>15:22:49.074</b>
6 -	1:57.264	0.395	62.93	15:24:46.338
7 -	1:57.712	0.843	62.69	15:26:44.050
8 -	2:02.774	5.905	60.11	15:28:46.824
9 -	1:58.628	1.759	62.21	15:30:45.452
10 -	1:57.097	0.228	63.02	15:32:42.549
11 -	1:58.971	2.102	62.03	15:34:41.520

### P20 96 Charles MUGGLESTONE

LAP	LAP TIME	DIFF	MPH	TIME OF DAY
1 -	2:02.049	10.403	60.46	15:14:48.404
2 -	1:52.552	0.906	65.56	15:16:40.956
3 -	1:51.710 (2)	0.064	66.06	15:18:32.666
4 -	1:52.091	0.445	65.83	15:20:24.757
<b>5 -</b>	<b>1:51.646 (1)</b>		<b>66.10</b>	<b>15:22:16.403</b>
6 -	1:52.030 (3)	0.384	65.87	15:24:08.433
7 -	2:09.998 P	18.352	56.76	15:26:18.431

# BRSCC Mazda MX-5 Championship - 2A

## RACE 8 - GRID (20 minutes)

ROW 11	22	25	Ivan LEARY (M)	21	19	Oliver ROBINSON (M)
ROW 10	20	79	Rafal DRZASZCZ	19	31	Bryn GRIFFITHS (M)
ROW 9	18	544	Jack MOODY	17	77	Stephen FODEN
ROW 8	16	55	Matt POLLARD	15	13	Scott LEACH (M)
ROW 7	14	34	Callum GREATREX	13	93	Jack BREWER
ROW 6	12	18	Clive POWLES (M)	11	29	Adam CRAIG
ROW 5	10	23	Martin TOLLEY (M)	9	419	Martyn CANNING
ROW 4	8	83	Brian TROTT (M)	7	42	Paul BATEMAN (M)
ROW 3	6	63	Oliver ALLWOOD	5	158	Mike COMBER
ROW 2	4	33	Jason GREATREX	3	5	John LANGRIDGE
ROW 1	2	36	Samuel SMITH	1	1	Will BLACKWELL-CHAMBERS
<b>Pole</b>						
						

Car 77 - 8 position grid drop penalty for contravention of MSA Regulation C1.1.5


Rockingham ISS Long  
Circuit Length = 2.0500 miles

**These results are provisional until the conclusion of any judicial and technical matters.**

Clerk Of Course :	Timekeeper :

# BRSCC Mazda MX-5 Championship - 2B

## RACE 10 - GRID (20 minutes)

ROW 11	22	<b>45</b> Graham RUMSEY (M)	21	<b>43</b> Lewis CANNON
ROW 10	20	<b>96</b> Charles MUGGLESTONE	19	<b>9</b> James LOVE
ROW 9	18	<b>58</b> Dale WHITEMAN (M)	17	<b>14</b> Elliott HANN
ROW 8	16	<b>11</b> Sam JARVIS	15	<b>53</b> Jonathan FIELDSSEND (M)
ROW 7	14	<b>44</b> Bill TAYLOR	13	<b>74</b> Clive CHISNALL (M)
ROW 6	12	<b>20</b> Christopher GINN (M)	11	<b>3</b> Richard WOOTTEN
ROW 5	10	<b>78</b> Richard BARTLETT (M)	9	<b>2</b> Jake STYLES (U-18)
ROW 4	8	<b>90</b> Bruce ROBINSON (M)	7	<b>722</b> Alan HAWKINS (M)
ROW 3	6	<b>60</b> Nick LE DOYEN (M)	5	<b>65</b> William HAYDEN
ROW 2	4	<b>22</b> Paul TUCKER (M)	3	<b>52</b> Jon PETHICK
ROW 1	2	<b>41</b> Kevin BRENT (M)	1	<b>54</b> Marcus BAILEY (M)
<b>Pole</b>				
				

Rockingham ISS Long  
Circuit Length = 2.0500 miles

**These results are provisional until the conclusion of any judicial and technical matters.**

Clerk Of Course :	Timekeeper :

# BRSCC Mazda MX-5 Championship - 2A

## RACE 8 - CLASSIFICATION

POS	NO	NAME	ENTRY	LAPS	TIME	GAP	DIFF	MPH	BEST	ON
1	36	Samuel SMITH	Mazda MX-5 Mk1	11	20:02.633			67.50	1:48.119	5
2	5	John LANGRIDGE	Mazda MX-5 Mk1	11	20:02.758	0.125	0.125	67.49	1:47.937	5
3	1	Will BLACKWELL-CHAMBERS	Mazda MX-5 Mk1	11	20:02.981	0.348	0.223	67.48	1:48.058	2
4	33	Jason GREATREX	Mazda MX-5 Mk1	11	20:07.198	4.565	4.217	67.24	1:48.554	3
5	63	Oliver ALLWOOD	Mazda MX-5 Mk1	11	20:07.855	5.222	0.657	67.21	1:48.680	10
6	158	Mike COMBER	Mazda MX-5 Mk1	11	20:08.405	5.772	0.550	67.17	1:48.715	4
7	23	Martin TOLLEY (M)	Mazda MX-5 Mk1	11	20:18.201	15.568	9.796	66.63	1:49.098	3
8	42	Paul BATEMAN (M)	Mazda MX-5 Mk1	11	20:18.365	15.732	0.164	66.63	1:49.110	3
9	419	Martyn CANNING	Mazda MX-5 Mk1	11	20:19.019	16.386	0.654	66.59	1:49.263	8
10	77	Stephen FODEN	Mazda MX-5 Mk1	11	20:20.493	17.860	1.474	66.51	1:49.062	3
11	93	Jack BREWER	Mazda MX-5 Mk1	11	20:21.017	18.384	0.524	66.48	1:49.104	7
12	83	Brian TROTT (M)	Mazda MX-5 Mk1	11	20:21.529	18.896	0.512	66.45	1:49.056	3
13	29	Adam CRAIG	Mazda MX-5 Mk1	11	20:25.070	22.437	3.541	66.26	1:49.978	4
14	55	Matt POLLARD	Mazda MX-5 Mk1	11	20:25.309	22.676	0.239	66.25	1:49.306	3
15	34*	Callum GREATREX	Mazda MX-5 Mk1	11	20:37.292	34.659	11.983	65.61	1:50.262	4
16	79	Rafal DRZASZCZ	Mazda MX-5 Mk1	11	20:38.430	35.797	1.138	65.55	1:51.016	5
17	544	Jack MOODY	Mazda MX-5 Mk1	11	20:39.328	36.695	0.898	65.50	1:50.652	3
18	19	Oliver ROBINSON (M)	Mazda MX-5 Mk1	11	20:44.657	42.024	5.329	65.22	1:50.732	3
19	25	Ivan LEARY (M)	Mazda MX-5 Mk1	11	20:45.211	42.578	0.554	65.19	1:51.071	7
20	31*	Bryn GRIFFITHS (M)	Mazda MX-5 Mk1	11	20:48.509	45.876	3.298	65.02	1:50.977	3

### NOT CLASSIFIED

DNF	18	Clive POWLES (M)	Mazda MX-5 Mk1	5	9:20.281	6 Laps	6 Laps	65.85	1:49.014	5
DNF	13	Scott LEACH (M)	Mazda MX-5 Mk1	5	9:26.990	6 Laps	6.709	65.08	1:50.698	3

### FASTEST LAP

5	John LANGRIDGE	Mazda MX-5 Mk1	5	1:47.937	68.37 mph	110.03 kph
---	----------------	----------------	---	----------	-----------	------------

Car 34 - 5 second penalty - Track limits

Car 31 - 5 second penalty - Track limits

Weather / Track : Cloudy / Dry

These results are provisional until the conclusion of any judicial and technical matters.

Rockingham ISS Long

Circuit Length = 2.0500 miles

Start: 09:57 Flag 10:17 End: 10:18

Clerk Of Course :	Timekeeper :
-------------------	--------------

# BRSCC Mazda MX-5 Championship - 2A

## RACE 8 - LAP CHART

LAP 1 @ 09:59:20.946			LAP 2 @ 10:01:09.004			LAP 3 @ 10:02:57.493			LAP 4 @ 10:04:45.594			LAP 5 @ 10:06:34.080		
NO	BEHIND	LAP TIME	NO	BEHIND	LAP TIME	NO	BEHIND	LAP TIME	NO	BEHIND	LAP TIME	NO	BEHIND	LAP TIME
1		1:54.441	1		1:48.058	1		1:48.489	1		1:48.101	1		1:48.486
5	0.196	1:54.637	5	0.524	1:48.386	5	0.269	1:48.234	5	0.839	1:48.671	5	0.290	1:47.937
36	0.654	1:55.095	36	0.838	1:48.242	36	0.693	1:48.344	36	1.271	1:48.679	36	0.904	1:48.119
33	1.486	1:55.927	63	2.678	1:48.779	63	2.945	1:48.756	158	3.928	1:48.715	63	4.947	1:49.295
63	1.957	1:56.398	158	3.042	1:48.733	158	3.314	1:48.761	63	4.138	1:49.294	33	5.225	1:49.191
158	2.367	1:56.808	33	3.552	1:50.124	33	3.617	1:48.554	33	4.520	1:49.004	158	5.582	1:50.140
42	3.068	1:57.509	42	4.468	1:49.458	42	5.089	1:49.110	42	6.322	1:49.334	42	7.553	1:49.717
83	3.303	1:57.744	83	4.718	1:49.473	83	5.285	1:49.056	83	6.616	1:49.432	23	7.741	1:49.314
23	3.698	1:58.139	23	5.218	1:49.578	23	5.827	1:49.098	23	6.913	1:49.187	83	7.990	1:49.860
77	4.114	1:58.555	77	5.544	1:49.488	77	6.117	1:49.062	77	7.156	1:49.140	77	8.111	1:49.441
419	5.462	1:59.903	419	7.388	1:49.984	419	9.622	1:50.723	419	11.303	1:49.782	419	12.235	1:49.418
29	5.711	2:00.152	29	7.675	1:50.022	29	10.025	1:50.839	29	11.902	1:49.978	18	12.706	1:49.014
18	6.000	2:00.441	34	9.369	1:51.008	18	10.399	1:49.393	18	12.178	1:49.880	93	13.537	1:49.417
34	6.419	2:00.860	18	9.495	1:51.553	93	10.979	1:49.729	93	12.606	1:49.728	29	13.910	1:50.494
544	7.117	2:01.558	93	9.739	1:50.152	34	11.407	1:50.527	34	13.568	1:50.262	55	14.941	1:49.567
93	7.645	2:02.086	55	11.017	1:50.911	55	11.834	1:49.306	55	13.860	1:50.127	34	15.944	1:50.862
55	8.164	2:02.605	544	11.037	1:51.978	544	13.200	1:50.652	13	16.164	1:50.812	544	19.345	1:51.132
13	8.338	2:02.779	13	11.244	1:50.964	13	13.453	1:50.698	544	16.699	1:51.600	13	19.415	1:51.737
79	8.716	2:03.157	79	12.237	1:51.579	79	15.126	1:51.378	79	18.461	1:51.436	79	20.991	1:51.016
31	9.180	2:03.621	31	13.059	1:51.937	31	15.547	1:50.977	19	19.726	1:51.695	31	22.992	1:51.440
19	9.849	2:04.290	19	13.889	1:52.098	19	16.132	1:50.732	31	20.038	1:52.592	19	23.707	1:52.467
25	10.226	2:04.667	25	14.356	1:52.188	25	17.466	1:51.599	25	21.088	1:51.723	25	24.573	1:51.971

Weather / Track : Cloudy / Dry

# BRSCC Mazda MX-5 Championship - 2A

## RACE 8 - LAP CHART

LAP 6 @ 10:08:22.580			LAP 7 @ 10:10:11.691			LAP 8 @ 10:12:00.217			LAP 9 @ 10:13:49.156			LAP 10 @ 10:15:38.570		
NO	BEHIND	LAP TIME	NO	BEHIND	LAP TIME	NO	BEHIND	LAP TIME	NO	BEHIND	LAP TIME	NO	BEHIND	LAP TIME
1		1:48.500	1		1:49.111	1		1:48.526	1		1:48.939	1		1:49.414
5	0.409	1:48.619	36	0.533	1:48.873	36	0.904	1:48.897	36	0.425	1:48.460	5	0.123	1:48.864
36	0.771	1:48.367	5	0.931	1:49.633	5	1.024	1:48.619	5	0.673	1:48.588	36	0.356	1:49.345
63	5.801	1:49.354	33	5.651	1:48.841	33	6.054	1:48.929	33	6.246	1:49.131	33	5.770	1:48.938
33	5.921	1:49.196	63	5.867	1:49.177	63	6.748	1:49.407	63	6.848	1:49.039	63	6.114	1:48.680
158	6.258	1:49.176	158	6.154	1:49.007	158	6.916	1:49.288	158	7.158	1:49.181	158	6.672	1:48.928
42	8.468	1:49.415	23	10.329	1:50.689	23	11.888	1:50.085	23	14.034	1:51.085	23	15.181	1:50.561
23	8.751	1:49.510	42	10.566	1:51.209	42	12.388	1:50.348	77	14.152	1:50.619	42	16.106	1:51.105
77	9.297	1:49.686	77	10.877	1:50.691	77	12.472	1:50.121	42	14.415	1:50.966	419	17.066	1:51.354
83	9.814	1:50.324	83	10.926	1:50.223	83	12.892	1:50.492	83	14.760	1:50.807	77	17.399	1:52.661
419	13.165	1:49.430	419	13.572	1:49.518	419	14.309	1:49.263	419	15.126	1:49.756	93	18.232	1:51.331
93	14.517	1:49.480	93	14.510	1:49.104	93	15.690	1:49.706	93	16.315	1:49.564	83	18.661	1:53.315
29	16.612	1:51.202	29	17.834	1:50.333	29	19.322	1:50.014	29	20.719	1:50.336	29	21.610	1:50.305
55	17.185	1:50.744	55	18.054	1:49.980	55	19.684	1:50.156	55	21.068	1:50.323	55	22.089	1:50.435
34	18.537	1:51.093	34	20.638	1:51.212	34	23.477	1:51.365	34	26.705	1:52.167	34	28.826	1:51.535
544	23.361	1:52.516	544	26.062	1:51.812	544	29.391	1:51.855	544	32.060	1:51.608	544	34.428	1:51.782
79	25.095	1:52.604	79	27.545	1:51.561	79	30.037	1:51.018	79	32.466	1:51.368	79	34.566	1:51.514
31	26.331	1:51.839	31	29.202	1:51.982	19	32.507	1:51.185	31	35.936	1:52.238	31	39.299	1:52.777
19	28.029	1:52.822	19	29.848	1:50.930	31	32.637	1:51.961	19	36.208	1:52.640	19	40.033	1:53.239
25	28.397	1:52.324	25	30.357	1:51.071	25	33.211	1:51.380	25	36.363	1:52.091	25	40.384	1:53.435

Weather / Track : Cloudy / Dry

Results can be found at [www.tsl-timing.com](http://www.tsl-timing.com)

Page 2 of 3

Rockingham ISS Long  
Circuit Length = 2.0500 miles  
Start: 09:57 Flag 10:17 End: 10:18

Printed - 10:21 Sunday, 16 September 2018

# BRSCC Mazda MX-5 Championship - 2A

## RACE 8 - LAP CHART

**LAP 11 @ 10:17:29.138**

NO	BEHIND	LAP TIME
<b>36</b>		1:50.212
<b>5</b>	0.125	1:50.570
<b>1</b>	0.348	1:50.916
<b>33</b>	4.565	1:49.363
<b>63</b>	5.222	1:49.676
<b>158</b>	5.772	1:49.668
<b>23</b>	15.568	1:50.955
<b>42</b>	15.732	1:50.194
<b>419</b>	16.386	1:49.888
<b>77</b>	17.860	1:51.029
<b>93</b>	18.384	1:50.720
<b>83</b>	18.896	1:50.803
<b>29</b>	22.437	1:51.395
<b>55</b>	22.676	1:51.155
<b>34</b>	29.659	1:51.401
<b>79</b>	35.797	1:51.799
<b>544</b>	36.695	1:52.835
<b>31</b>	40.876	1:52.145
<b>19</b>	42.024	1:52.559
<b>25</b>	42.578	1:52.762

Weather / Track : Cloudy / Dry

Results can be found at [www.tsl-timing.com](http://www.tsl-timing.com)

Page 3 of 3

Rockingham ISS Long  
Circuit Length = 2.0500 miles  
Start: 09:57 Flag 10:17 End: 10:18

Printed - 10:21 Sunday, 16 September 2018

# BRSCC Mazda MX-5 Championship - 2A

## RACE 8 - LAP ANALYSIS

DIFF = Difference To Personal Best Lap

P1 36 Samuel SMITH				
LAP	LAP TIME	DIFF	MPH	TIME OF DAY
1 -	1:55.095	6.976	64.12	09:59:21.600
2 -	1:48.242 (2)	0.123	68.18	10:01:09.842
3 -	1:48.344 (3)	0.225	68.11	10:02:58.186
4 -	1:48.679	0.560	67.90	10:04:46.865
5 -	<b>1:48.119 (1)</b>		<b>68.25</b>	<b>10:06:34.984</b>
6 -	1:48.367	0.248	68.10	10:08:23.351
7 -	1:48.873	0.754	67.78	10:10:12.224
8 -	1:48.897	0.778	67.77	10:12:01.121
9 -	1:48.460	0.341	68.04	10:13:49.581
10 -	1:49.345	1.226	67.49	10:15:38.926
11 -	1:50.212	2.093	66.96	10:17:29.138

P2 5 John LANGRIDGE				
LAP	LAP TIME	DIFF	MPH	TIME OF DAY
1 -	1:54.637	6.700	64.37	09:59:21.142
2 -	1:48.386 (3)	0.449	68.08	10:01:09.528
3 -	1:48.234 (2)	0.297	68.18	10:02:57.762
4 -	1:48.671	0.734	67.91	10:04:46.433
5 -	<b>1:47.937 (1)</b>		<b>68.37</b>	<b>10:06:34.370</b>
6 -	1:48.619	0.682	67.94	10:08:22.989
7 -	1:49.633	1.696	67.31	10:10:12.622
8 -	1:48.619	0.682	67.94	10:12:01.241
9 -	1:48.588	0.651	67.96	10:13:49.829
10 -	1:48.864	0.927	67.79	10:15:38.693
11 -	1:50.570	2.633	66.74	10:17:29.263

P3 1 Will BLACKWELL-CHAMBERS				
LAP	LAP TIME	DIFF	MPH	TIME OF DAY
1 -	1:54.441	6.383	64.48	09:59:20.946
2 -	<b>1:48.058 (1)</b>		<b>68.29</b>	<b>10:01:09.004</b>
3 -	1:48.489	0.431	68.02	10:02:57.493
4 -	1:48.101 (2)	0.043	68.26	10:04:45.594
5 -	1:48.486 (3)	0.428	68.02	10:06:34.080
6 -	1:48.500	0.442	68.01	10:08:22.580
7 -	1:49.111	1.053	67.63	10:10:11.691
8 -	1:48.526	0.468	68.00	10:12:00.217
9 -	1:48.939	0.881	67.74	10:13:49.156
10 -	1:49.414	1.356	67.45	10:15:38.570
11 -	1:50.916	2.858	66.53	10:17:29.486

P4 33 Jason GREATREX				
LAP	LAP TIME	DIFF	MPH	TIME OF DAY
1 -	1:55.927	7.373	63.66	09:59:22.432
2 -	1:50.124	1.570	67.01	10:01:12.556
3 -	<b>1:48.554 (1)</b>		<b>67.98</b>	<b>10:03:01.110</b>
4 -	1:49.004	0.450	67.70	10:04:50.114
5 -	1:49.191	0.637	67.58	10:06:39.305
6 -	1:49.196	0.642	67.58	10:08:28.501
7 -	1:48.841 (2)	0.287	67.80	10:10:17.342
8 -	1:48.929 (3)	0.375	67.75	10:12:06.271
9 -	1:49.131	0.577	67.62	10:13:55.402
10 -	1:48.938	0.384	67.74	10:15:44.340
11 -	1:49.363	0.809	67.48	10:17:33.703

P5 63 Oliver ALLWOOD				
LAP	LAP TIME	DIFF	MPH	TIME OF DAY
1 -	1:56.398	7.718	63.40	09:59:22.903
2 -	1:48.779 (3)	0.099	67.84	10:01:11.682

DIFF = Difference To Personal Best Lap

3 -	1:48.756 (2)	0.076	67.85	10:03:00.438
4 -	1:49.294	0.614	67.52	10:04:49.732
5 -	1:49.295	0.615	67.52	10:06:39.027
6 -	1:49.354	0.674	67.48	10:08:28.381
7 -	1:49.177	0.497	67.59	10:10:17.558
8 -	1:49.407	0.727	67.45	10:12:06.965
9 -	1:49.039	0.359	67.68	10:13:56.004
10 -	<b>1:48.680 (1)</b>		<b>67.90</b>	<b>10:15:44.684</b>
11 -	1:49.676	0.996	67.28	10:17:34.360

P6 158 Mike COMBER				
LAP	LAP TIME	DIFF	MPH	TIME OF DAY
1 -	1:56.808	8.093	63.18	09:59:23.313
2 -	1:48.733 (2)	0.018	67.87	10:01:12.046
3 -	1:48.761 (3)	0.046	67.85	10:03:00.807
4 -	<b>1:48.715 (1)</b>		<b>67.88</b>	<b>10:04:49.522</b>
5 -	1:50.140	1.425	67.00	10:06:39.662
6 -	1:49.176	0.461	67.59	10:08:28.838
7 -	1:49.007	0.292	67.70	10:10:17.845
8 -	1:49.288	0.573	67.52	10:12:07.133
9 -	1:49.181	0.466	67.59	10:13:56.314
10 -	1:48.928	0.213	67.75	10:15:45.242
11 -	1:49.668	0.953	67.29	10:17:34.910

P7 23 Martin TOLLEY (M)				
LAP	LAP TIME	DIFF	MPH	TIME OF DAY
1 -	1:58.139	9.041	62.46	09:59:24.644
2 -	1:49.578	0.480	67.34	10:01:14.222
3 -	<b>1:49.098 (1)</b>		<b>67.64</b>	<b>10:03:03.320</b>
4 -	1:49.187 (2)	0.089	67.59	10:04:52.507
5 -	1:49.314 (3)	0.216	67.51	10:06:41.821
6 -	1:49.510	0.412	67.39	10:08:31.331
7 -	1:50.689	1.591	66.67	10:10:22.020
8 -	1:50.085	0.987	67.03	10:12:12.105
9 -	1:51.085	1.987	66.43	10:14:03.190
10 -	1:50.561	1.463	66.75	10:15:53.751
11 -	1:50.955	1.857	66.51	10:17:44.706

P8 42 Paul BATEMAN (M)				
LAP	LAP TIME	DIFF	MPH	TIME OF DAY
1 -	1:57.509	8.399	62.80	09:59:24.014
2 -	1:49.458	0.348	67.42	10:01:13.472
3 -	<b>1:49.110 (1)</b>		<b>67.63</b>	<b>10:03:02.582</b>
4 -	1:49.334 (2)	0.224	67.49	10:04:51.916
5 -	1:49.717	0.607	67.26	10:06:41.633
6 -	1:49.415 (3)	0.305	67.44	10:08:31.048
7 -	1:51.209	2.099	66.36	10:10:22.257
8 -	1:50.348	1.238	66.87	10:12:12.605
9 -	1:50.966	1.856	66.50	10:14:03.571
10 -	1:51.105	1.995	66.42	10:15:54.676
11 -	1:50.194	1.084	66.97	10:17:44.870

P9 419 Martyn CANNING				
LAP	LAP TIME	DIFF	MPH	TIME OF DAY
1 -	1:59.903	10.640	61.54	09:59:26.408
2 -	1:49.984	0.721	67.10	10:01:16.392
3 -	1:50.723	1.460	66.65	10:03:07.115
4 -	1:49.782	0.519	67.22	10:04:56.897
5 -	1:49.418 (2)	0.155	67.44	10:06:46.315
6 -	1:49.430 (3)	0.167	67.44	10:08:35.745
7 -	1:49.518	0.255	67.38	10:10:25.263

Weather / Track : Cloudy / Dry

Rockingham ISS Long  
Circuit Length = 2.0500 miles  
Start: 09:57 Flag 10:17 End: 10:18



# BRSCC Mazda MX-5 Championship - 2A

## RACE 8 - LAP ANALYSIS

DIFF = Difference To Personal Best Lap

8 -	<b>1:49.263 (1)</b>		<b>67.54</b>	<b>10:12:14.526</b>
9 -	1:49.756	0.493	67.24	10:14:04.282
10 -	1:51.354	2.091	66.27	10:15:55.636
11 -	1:49.888	0.625	67.15	10:17:45.524

### P10 77 Stephen FODEN

LAP	LAP TIME	DIFF	MPH	TIME OF DAY
1 -	1:58.555	9.493	62.24	09:59:25.060
2 -	1:49.488	0.426	67.40	10:01:14.548
3 -	<b>1:49.062 (1)</b>		<b>67.66</b>	<b>10:03:03.610</b>
4 -	1:49.140 (2)	0.078	67.61	10:04:52.750
5 -	1:49.441 (3)	0.379	67.43	10:06:42.191
6 -	1:49.686	0.624	67.28	10:08:31.877
7 -	1:50.691	1.629	66.67	10:10:22.568
8 -	1:50.121	1.059	67.01	10:12:12.689
9 -	1:50.619	1.557	66.71	10:14:03.308
10 -	1:52.661	3.599	65.50	10:15:55.969
11 -	1:51.029	1.967	66.46	10:17:46.998

### P11 93 Jack BREWER

LAP	LAP TIME	DIFF	MPH	TIME OF DAY
1 -	2:02.086	12.982	60.44	09:59:28.591
2 -	1:50.152	1.048	66.99	10:01:18.743
3 -	1:49.729	0.625	67.25	10:03:08.472
4 -	1:49.728	0.624	67.25	10:04:58.200
5 -	1:49.417 (2)	0.313	67.44	10:06:47.617
6 -	1:49.480 (3)	0.376	67.40	10:08:37.097
7 -	<b>1:49.104 (1)</b>		<b>67.64</b>	<b>10:10:26.201</b>
8 -	1:49.706	0.602	67.27	10:12:15.907
9 -	1:49.564	0.460	67.35	10:14:05.471
10 -	1:51.331	2.227	66.28	10:15:56.802
11 -	1:50.720	1.616	66.65	10:17:47.522

### P12 83 Brian TROTT (M)

LAP	LAP TIME	DIFF	MPH	TIME OF DAY
1 -	1:57.744	8.688	62.67	09:59:24.249
2 -	1:49.473 (3)	0.417	67.41	10:01:13.722
3 -	<b>1:49.056 (1)</b>		<b>67.67</b>	<b>10:03:02.778</b>
4 -	1:49.432 (2)	0.376	67.43	10:04:52.210
5 -	1:49.860	0.804	67.17	10:06:42.070
6 -	1:50.324	1.268	66.89	10:08:32.394
7 -	1:50.223	1.167	66.95	10:10:22.617
8 -	1:50.492	1.436	66.79	10:12:13.109
9 -	1:50.807	1.751	66.60	10:14:03.916
10 -	1:53.315	4.259	65.12	10:15:57.231
11 -	1:50.803	1.747	66.60	10:17:48.034

### P13 29 Adam CRAIG

LAP	LAP TIME	DIFF	MPH	TIME OF DAY
1 -	2:00.152	10.174	61.42	09:59:26.657
2 -	1:50.022 (3)	0.044	67.07	10:01:16.679
3 -	1:50.839	0.861	66.58	10:03:07.518
4 -	<b>1:49.978 (1)</b>		<b>67.10</b>	<b>10:04:57.496</b>
5 -	1:50.494	0.516	66.79	10:06:47.990
6 -	1:51.202	1.224	66.36	10:08:39.192
7 -	1:50.333	0.355	66.88	10:10:29.525
8 -	1:50.014 (2)	0.036	67.08	10:12:19.539
9 -	1:50.336	0.358	66.88	10:14:09.875
10 -	1:50.305	0.327	66.90	10:16:00.180
11 -	1:51.395	1.417	66.25	10:17:51.575

DIFF = Difference To Personal Best Lap

P14 55 Matt POLLARD				
LAP	LAP TIME	DIFF	MPH	TIME OF DAY
1 -	2:02.605	13.299	60.19	09:59:29.110
2 -	1:50.911	1.605	66.53	10:01:20.021
3 -	<b>1:49.306 (1)</b>		<b>67.51</b>	<b>10:03:09.327</b>
4 -	1:50.127	0.821	67.01	10:04:59.454
5 -	1:49.567 (2)	0.261	67.35	10:06:49.021
6 -	1:50.744	1.438	66.64	10:08:39.765
7 -	1:49.980 (3)	0.674	67.10	10:10:29.745
8 -	1:50.156	0.850	66.99	10:12:19.901
9 -	1:50.323	1.017	66.89	10:14:10.224
10 -	1:50.435	1.129	66.82	10:16:00.659
11 -	1:51.155	1.849	66.39	10:17:51.814

### P15 34 Callum GREATREX

LAP	LAP TIME	DIFF	MPH	TIME OF DAY
1 -	2:00.860	10.598	61.06	09:59:27.365
2 -	1:51.008	0.746	66.48	10:01:18.373
3 -	1:50.527 (2)	0.265	66.77	10:03:08.900
4 -	<b>1:50.262 (1)</b>		<b>66.93</b>	<b>10:04:59.162</b>
5 -	1:50.862 (3)	0.600	66.56	10:06:50.024
6 -	1:51.093	0.831	66.43	10:08:41.117
7 -	1:51.212	0.950	66.35	10:10:32.329
8 -	1:51.365	1.103	66.26	10:12:23.694
9 -	1:52.167	1.905	65.79	10:14:15.861
10 -	1:51.535	1.273	66.16	10:16:07.396
11 -	1:51.401	1.139	66.24	10:17:58.797

### P16 79 Rafal DRZASZCZ

LAP	LAP TIME	DIFF	MPH	TIME OF DAY
1 -	2:03.157	12.141	59.92	09:59:29.662
2 -	1:51.579	0.563	66.14	10:01:21.241
3 -	1:51.378	0.362	66.26	10:03:12.619
4 -	1:51.436	0.420	66.22	10:05:04.055
5 -	<b>1:51.016 (1)</b>		<b>66.47</b>	<b>10:06:55.071</b>
6 -	1:52.604	1.588	65.53	10:08:47.675
7 -	1:51.561	0.545	66.15	10:10:39.236
8 -	1:51.018 (2)	0.002	66.47	10:12:30.254
9 -	1:51.368 (3)	0.352	66.26	10:14:21.622
10 -	1:51.514	0.498	66.18	10:16:13.136
11 -	1:51.799	0.783	66.01	10:18:04.935

### P17 544 Jack MOODY

LAP	LAP TIME	DIFF	MPH	TIME OF DAY
1 -	2:01.558	10.906	60.71	09:59:28.063
2 -	1:51.978	1.326	65.90	10:01:20.041
3 -	<b>1:50.652 (1)</b>		<b>66.69</b>	<b>10:03:10.693</b>
4 -	1:51.600 (3)	0.948	66.12	10:05:02.293
5 -	1:51.132 (2)	0.480	66.40	10:06:53.425
6 -	1:52.516	1.864	65.59	10:08:45.941
7 -	1:51.812	1.160	66.00	10:10:37.753
8 -	1:51.855	1.203	65.97	10:12:29.608
9 -	1:51.608	0.956	66.12	10:14:21.216
10 -	1:51.782	1.130	66.02	10:16:12.998
11 -	1:52.835	2.183	65.40	10:18:05.833

### P18 19 Oliver ROBINSON (M)

LAP	LAP TIME	DIFF	MPH	TIME OF DAY
1 -	2:04.290	13.558	59.37	09:59:30.795
2 -	1:52.098	1.366	65.83	10:01:22.893

Rockingham ISS Long

Circuit Length = 2.0500 miles

Start: 09:57 Flag 10:17 End: 10:18

Weather / Track : Cloudy / Dry

# BRSCC Mazda MX-5 Championship - 2A

## RACE 8 - LAP ANALYSIS

DIFF = Difference To Personal Best Lap

3 -	<b>1:50.732 (1)</b>		<b>66.64</b>	<b>10:03:13.625</b>
4 -	1:51.695	0.963	66.07	10:05:05.320
5 -	1:52.467	1.735	65.61	10:06:57.787
6 -	1:52.822	2.090	65.41	10:08:50.609
7 -	1:50.930 (2)	0.198	66.52	10:10:41.539
8 -	1:51.185 (3)	0.453	66.37	10:12:32.724
9 -	1:52.640	1.908	65.51	10:14:25.364
10 -	1:53.239	2.507	65.17	10:16:18.603
11 -	1:52.559	1.827	65.56	10:18:11.162

### P19 25 Ivan LEARY (M)

LAP	LAP TIME	DIFF	MPH	TIME OF DAY
1 -	2:04.667	13.596	59.19	09:59:31.172
2 -	1:52.188	1.117	65.78	10:01:23.360
3 -	1:51.599 (3)	0.528	66.12	10:03:14.959
4 -	1:51.723	0.652	66.05	10:05:06.682
5 -	1:51.971	0.900	65.90	10:06:58.653
6 -	1:52.324	1.253	65.70	10:08:50.977
7 -	<b>1:51.071 (1)</b>		<b>66.44</b>	<b>10:10:42.048</b>
8 -	1:51.380 (2)	0.309	66.25	10:12:33.428
9 -	1:52.091	1.020	65.83	10:14:25.519
10 -	1:53.435	2.364	65.05	10:16:18.954
11 -	1:52.762	1.691	65.44	10:18:11.716

### P20 31 Bryn GRIFFITHS (M)

LAP	LAP TIME	DIFF	MPH	TIME OF DAY
1 -	2:03.621	12.644	59.69	09:59:30.126
2 -	1:51.937	0.960	65.92	10:01:22.063
3 -	<b>1:50.977 (1)</b>		<b>66.50</b>	<b>10:03:13.040</b>
4 -	1:52.592	1.615	65.54	10:05:05.632
5 -	1:51.440 (2)	0.463	66.22	10:06:57.072
6 -	1:51.839 (3)	0.862	65.98	10:08:48.911
7 -	1:51.982	1.005	65.90	10:10:40.893
8 -	1:51.961	0.984	65.91	10:12:32.854
9 -	1:52.238	1.261	65.75	10:14:25.092
10 -	1:52.777	1.800	65.43	10:16:17.869
11 -	1:52.145	1.168	65.80	10:18:10.014

### P21 18 Clive POWLES (M)

LAP	LAP TIME	DIFF	MPH	TIME OF DAY
1 -	2:00.441	11.427	61.27	09:59:26.946
2 -	1:51.553	2.539	66.15	10:01:18.499
3 -	1:49.393 (2)	0.379	67.46	10:03:07.892
4 -	1:49.880 (3)	0.866	67.16	10:04:57.772
5 -	<b>1:49.014 (1)</b>		<b>67.69</b>	<b>10:06:46.786</b>

### P22 13 Scott LEACH (M)

LAP	LAP TIME	DIFF	MPH	TIME OF DAY
1 -	2:02.779	12.081	60.10	09:59:29.284
2 -	1:50.964 (3)	0.266	66.50	10:01:20.248
3 -	<b>1:50.698 (1)</b>		<b>66.66</b>	<b>10:03:10.946</b>
4 -	1:50.812 (2)	0.114	66.59	10:05:01.758
5 -	1:51.737	1.039	66.04	10:06:53.495

Weather / Track : Cloudy / Dry

## BRSCC Mazda MX-5 Championship - 2B

### RACE 10 RESTART - CLASSIFICATION - AMENDED

POS	NO	NAME	ENTRY	LAPS	TIME	GAP	DIFF	MPH	BEST	ON
1	54	Marcus BAILEY (M)	Mazda MX-5 Mk1	8	15:07.775			65.03	1:51.013	4
2	52	Jon PETHICK	Mazda MX-5 Mk1	8	15:11.745	3.970	3.970	64.75	1:50.515	8
3	43	Lewis CANNON	Mazda MX-5 Mk1	8	15:12.184	4.409	0.439	64.72	1:50.290	8
4	65	William HAYDEN	Mazda MX-5 Mk1	8	15:13.532	5.757	1.348	64.62	1:50.544	8
5	41	Kevin BRENT (M)	Mazda MX-5 Mk1	8	15:13.808	6.033	0.276	64.60	1:50.600	8
6	2	Jake STYLES (U-18)	Mazda MX-5 Mk1	8	15:16.424	8.649	2.616	64.42	1:51.428	8
7	722	Alan HAWKINS (M)	Mazda MX-5 Mk1	8	15:16.704	8.929	0.280	64.40	1:50.849	8
8	90	Bruce ROBINSON (M)	Mazda MX-5 Mk1	8	15:19.876	12.101	3.172	64.18	1:52.410	7
9	74	Clive CHISNALL (M)	Mazda MX-5 Mk1	8	15:21.092	13.317	1.216	64.09	1:51.944	8
10	78	Richard BARTLETT (M)	Mazda MX-5 Mk1	8	15:31.649	23.874	10.557	63.37	1:52.171	7
11	20	Christopher GINN (M)	Mazda MX-5 Mk1	8	15:31.742	23.967	0.093	63.36	1:53.187	4
12	11	Sam JARVIS	Mazda MX-5 Mk1	8	15:34.592	26.817	2.850	63.17	1:54.155	7
13	53	Jonathan FIELDSEND (M)	Mazda MX-5 Mk1	8	15:45.734	37.959	11.142	62.42	1:54.817	6
14	14	Elliott HANN	Mazda MX-5 Mk1	8	15:47.336	39.561	1.602	62.32	1:54.739	4
15	9	James LOVE	Mazda MX-5 Mk1	8	15:47.865	40.090	0.529	62.28	1:54.548	7
16	45	Graham RUMSEY (M)	Mazda MX-5 Mk1	8	15:48.212	40.437	0.347	62.26	1:53.723	4
17	60	Nick LE DOYEN (M)	Mazda MX-5 Mk1	8	15:59.270	51.495	11.058	61.54	1:52.776	3
18	58	Dale WHITEMAN (M)	Mazda MX-5 Mk1	8	16:02.277	54.502	3.007	61.35	1:56.497	8

#### NOT CLASSIFIED

DNF	22	Paul TUCKER (M)	Mazda MX-5 Mk1	6	11:31.217	2 Laps	2 Laps	64.06	1:51.185	4
DNF	96	Charles MUGGLESTONE	Mazda MX-5 Mk1	1	2:05.355	7 Laps	5 Laps	58.87	2:05.355	1
DNF	3	Richard WOOTTEN	Mazda MX-5 Mk1	0						
DQ	44*	Bill TAYLOR	Mazda MX-5 Mk1	0						

#### FASTEST LAP

43	Lewis CANNON	Mazda MX-5 Mk1	8	1:50.290	66.91 mph	107.68 kph
----	--------------	----------------	---	----------	-----------	------------

Car 44 - Disqualified from the results of the race - Contravention of MSA Regulation C1.1.5

Weather / Track : Cloudy / Dry

These results are provisional until the conclusion of any judicial and technical matters.

Rockingham ISS Long

Circuit Length = 2.0500 miles

Start: 11:21 Flag 11:36 End: 11:37

Clerk Of Course :	Timekeeper :
-------------------	--------------

# BRSCC Mazda MX-5 Championship - 2B

## RACE 10 RESTART - LAP CHART

LAP 1 @ 11:23:15.600			LAP 2 @ 11:25:07.245			LAP 3 @ 11:27:04.851			LAP 4 @ 11:28:55.864			LAP 5 @ 11:30:47.222		
NO	BEHIND	LAP TIME	NO	BEHIND	LAP TIME	NO	BEHIND	LAP TIME	NO	BEHIND	LAP TIME	NO	BEHIND	LAP TIME
22		2:01.184	41		1:51.614	54		1:56.703	54		1:51.013	54		1:51.358
41	0.031	2:01.215	52	0.177	1:51.467	43	0.874	1:56.488	43	1.362	1:51.501	22	5.117	1:54.777
52	0.355	2:01.539	22	0.619	1:52.264	22	1.526	1:58.513	22	1.698	1:51.185	52	5.153	1:52.462
54	0.847	2:02.031	54	0.903	1:51.701	65	1.900	1:57.399	65	1.942	1:51.055	43	5.478	1:55.474
722	1.513	2:02.697	43	1.992	1:51.464	52	2.237	1:59.666	52	4.049	1:52.825	65	5.519	1:54.935
65	1.595	2:02.779	65	2.107	1:52.157	2	2.705	1:56.225	2	5.359	1:53.667	2	6.476	1:52.475
43	2.173	2:03.357	2	4.086	1:52.434	90	4.313	1:57.552	722	5.815	1:52.106	722	6.603	1:52.146
90	2.595	2:03.779	90	4.367	1:53.417	722	4.722	1:57.348	90	6.796	1:53.496	41	6.763	1:51.206
45	3.206	2:04.390	722	4.980	1:55.112	44	6.304	1:56.362	41	6.915	1:51.199	90	9.078	1:53.640
2	3.297	2:04.481	45	7.081	1:55.520	45	6.658	1:57.183	44	8.039	1:52.748	44	10.209	1:53.528
44	3.639	2:04.823	44	7.548	1:55.554	41	6.729	2:04.335	45	9.368	1:53.723	74	10.939	1:52.525
96	4.171	2:05.355	74	7.839	1:54.842	74	7.597	1:57.364	74	9.772	1:53.188	45	12.955	1:54.945
74	4.642	2:05.826	11	9.240	1:55.198	11	8.262	1:56.628	20	11.194	1:53.187	20	13.106	1:53.270
11	5.687	2:06.871	20	10.925	1:54.012	20	9.020	1:55.701	11	12.228	1:54.979	11	15.653	1:54.783
78	6.978	2:08.162	78	14.343	1:59.010	78	11.677	1:54.940	78	13.492	1:52.828	78	15.893	1:53.759
20	8.558	2:09.742	9	15.080	1:57.482	14	13.078	1:55.221	14	16.804	1:54.739	14	22.202	1:56.756
9	9.243	2:10.427	14	15.463	1:56.533	9	15.366	1:57.892	9	20.602	1:56.249	9	27.227	1:57.983
14	10.575	2:11.759	53	17.236	1:56.888	53	15.722	1:56.092	53	20.856	1:56.147	53	27.584	1:58.086
58	11.976	2:13.160	58	20.660	2:00.329	58	22.706	1:59.652	58	29.834	1:58.141	58	36.656	1:58.180
53	11.993	2:13.177	60	44.716	1:55.080	60	39.886	1:52.776	60	42.224	1:53.351	60	43.708	1:52.842
60	41.281	2:42.465												

Weather / Track : Cloudy / Dry

Results can be found at [www.tsl-timing.com](http://www.tsl-timing.com)

Page 1 of 2

Rockingham ISS Long  
 Circuit Length = 2.0500 miles  
 Start: 11:21 Flag 11:36 End: 11:37

Printed - 11:39 Sunday, 16 September 2018

# BRSCC Mazda MX-5 Championship - 2B

## RACE 10 RESTART - LAP CHART

LAP 6 @ 11:32:38.610			LAP 7 @ 11:34:30.260			LAP 8 @ 11:36:22.191		
NO	BEHIND	LAP TIME	NO	BEHIND	LAP TIME	NO	BEHIND	LAP TIME
54		1:51.388	54		1:51.650	54		1:51.931
52	5.917	1:52.152	52	5.386	1:51.119	52	3.970	1:50.515
43	6.575	1:52.485	43	6.050	1:51.125	43	4.409	1:50.290
22	7.023	1:53.294	65	7.144	1:50.696	65	5.757	1:50.544
722	8.090	1:52.875	41	7.364	1:50.639	41	6.033	1:50.600
65	8.098	1:53.967	2	9.152	1:51.618	2	8.649	1:51.428
41	8.375	1:53.000	722	10.011	1:53.571	722	8.929	1:50.849
2	9.184	1:54.096	90	11.065	1:52.410	90	12.101	1:52.967
90	10.305	1:52.615	74	13.304	1:52.299	74	13.317	1:51.944
44	12.524	1:53.703	44	14.558	1:53.684	44	16.429	1:53.802
74	12.655	1:53.104	45	18.724	1:54.309	78	23.874	1:55.441
45	16.065	1:54.498	20	19.201	1:54.430	20	23.967	1:56.697
20	16.421	1:54.703	78	20.364	1:52.171	11	26.817	1:56.453
11	19.790	1:55.525	11	22.295	1:54.155	53	37.959	1:55.539
78	19.843	1:55.338	14	33.201	1:56.763	14	39.561	1:58.291
14	28.088	1:57.274	53	34.351	1:54.988	9	40.090	1:56.871
53	31.013	1:54.817	9	35.150	1:54.548	45	40.437	2:13.644
9	32.252	1:56.413	60	48.538	1:54.961	60	51.495	1:54.888
58	43.475	1:58.207	58	49.936	1:58.111	58	54.502	1:56.497
60	45.227	1:52.907						

Weather / Track : Cloudy / Dry

# BRSCC Mazda MX-5 Championship - 2B

## RACE 10 RESTART - LAP ANALYSIS

DIFF = Difference To Personal Best Lap

<b>P1 54 Marcus BAILEY (M)</b>				
LAP	LAP TIME	DIFF	MPH	TIME OF DAY
1 -	2:02.031	11.018	60.47	11:23:16.447
2 -	1:51.701	0.688	66.06	11:25:08.148
3 -	1:56.703	5.690	63.23	11:27:04.851
<b>4 -</b>	<b>1:51.013 (1)</b>		<b>66.47</b>	<b>11:28:55.864</b>
5 -	1:51.358 (2)	0.345	66.27	11:30:47.222
6 -	1:51.388 (3)	0.375	66.25	11:32:38.610
7 -	1:51.650	0.637	66.09	11:34:30.260
8 -	1:51.931	0.918	65.93	11:36:22.191

<b>P2 52 Jon PETHICK</b>				
LAP	LAP TIME	DIFF	MPH	TIME OF DAY
1 -	2:01.539	11.024	60.72	11:23:15.955
2 -	1:51.467 (3)	0.952	66.20	11:25:07.422
3 -	1:59.666	9.151	61.67	11:27:07.088
4 -	1:52.825	2.310	65.41	11:28:59.913
5 -	1:52.462	1.947	65.62	11:30:52.375
6 -	1:52.152	1.637	65.80	11:32:44.527
7 -	1:51.119 (2)	0.604	66.41	11:34:35.646
<b>8 -</b>	<b>1:50.515 (1)</b>		<b>66.77</b>	<b>11:36:26.161</b>

<b>P3 43 Lewis CANNON</b>				
LAP	LAP TIME	DIFF	MPH	TIME OF DAY
1 -	2:03.357	13.067	59.82	11:23:17.773
2 -	1:51.464 (3)	1.174	66.20	11:25:09.237
3 -	1:56.488	6.198	63.35	11:27:05.725
4 -	1:51.501	1.211	66.18	11:28:57.226
5 -	1:55.474	5.184	63.91	11:30:52.700
6 -	1:52.485	2.195	65.60	11:32:45.185
7 -	1:51.125 (2)	0.835	66.41	11:34:36.310
<b>8 -</b>	<b>1:50.290 (1)</b>		<b>66.91</b>	<b>11:36:26.600</b>

<b>P4 65 William HAYDEN</b>				
LAP	LAP TIME	DIFF	MPH	TIME OF DAY
1 -	2:02.779	12.235	60.10	11:23:17.195
2 -	1:52.157	1.613	65.80	11:25:09.352
3 -	1:57.399	6.855	62.86	11:27:06.751
4 -	1:51.055 (3)	0.511	66.45	11:28:57.806
5 -	1:54.935	4.391	64.21	11:30:52.741
6 -	1:53.967	3.423	64.75	11:32:46.708
7 -	1:50.696 (2)	0.152	66.66	11:34:37.404
<b>8 -</b>	<b>1:50.544 (1)</b>		<b>66.76</b>	<b>11:36:27.948</b>

<b>P5 41 Kevin BRENT (M)</b>				
LAP	LAP TIME	DIFF	MPH	TIME OF DAY
1 -	2:01.215	10.615	60.88	11:23:15.631
2 -	1:51.614	1.014	66.12	11:25:07.245
3 -	2:04.335	13.735	59.35	11:27:11.580
4 -	1:51.199 (3)	0.599	66.36	11:29:02.779
5 -	1:51.206	0.606	66.36	11:30:53.985
6 -	1:53.000	2.400	65.30	11:32:46.985
7 -	1:50.639 (2)	0.039	66.70	11:34:37.624
<b>8 -</b>	<b>1:50.600 (1)</b>		<b>66.72</b>	<b>11:36:28.224</b>

<b>P6 2 Jake STYLES (U-18)</b>				
LAP	LAP TIME	DIFF	MPH	TIME OF DAY
1 -	2:04.481	13.053	59.28	11:23:18.897
2 -	1:52.434 (3)	1.006	65.63	11:25:11.331

DIFF = Difference To Personal Best Lap

3 -	1:56.225	4.797	63.49	11:27:07.556
4 -	1:53.667	2.239	64.92	11:29:01.223
5 -	1:52.475	1.047	65.61	11:30:53.698
6 -	1:54.096	2.668	64.68	11:32:47.794
7 -	1:51.618 (2)	0.190	66.11	11:34:39.412
<b>8 -</b>	<b>1:51.428 (1)</b>		<b>66.23</b>	<b>11:36:30.840</b>

<b>P7 722 Alan HAWKINS (M)</b>				
LAP	LAP TIME	DIFF	MPH	TIME OF DAY
1 -	2:02.697	11.848	60.14	11:23:17.113
2 -	1:55.112	4.263	64.11	11:25:12.225
3 -	1:57.348	6.499	62.88	11:27:09.573
4 -	1:52.106 (2)	1.257	65.83	11:29:01.679
5 -	1:52.146 (3)	1.297	65.80	11:30:53.825
6 -	1:52.875	2.026	65.38	11:32:46.700
7 -	1:53.571	2.722	64.98	11:34:40.271
<b>8 -</b>	<b>1:50.849 (1)</b>		<b>66.57</b>	<b>11:36:31.120</b>

<b>P8 90 Bruce ROBINSON (M)</b>				
LAP	LAP TIME	DIFF	MPH	TIME OF DAY
1 -	2:03.779	11.369	59.62	11:23:18.195
2 -	1:53.417	1.007	65.06	11:25:11.612
3 -	1:57.552	5.142	62.78	11:27:09.164
4 -	1:53.496	1.086	65.02	11:29:02.660
5 -	1:53.640	1.230	64.94	11:30:56.300
6 -	1:52.615 (2)	0.205	65.53	11:32:48.915
<b>7 -</b>	<b>1:52.410 (1)</b>		<b>65.65</b>	<b>11:34:41.325</b>
8 -	1:52.967 (3)	0.557	65.32	11:36:34.292

<b>P9 74 Clive CHISNALL (M)</b>				
LAP	LAP TIME	DIFF	MPH	TIME OF DAY
1 -	2:05.826	13.882	58.65	11:23:20.242
2 -	1:54.842	2.898	64.26	11:25:15.084
3 -	1:57.364	5.420	62.88	11:27:12.448
4 -	1:53.188	1.244	65.20	11:29:05.636
5 -	1:52.525 (3)	0.581	65.58	11:30:58.161
6 -	1:53.104	1.160	65.24	11:32:51.265
7 -	1:52.299 (2)	0.355	65.71	11:34:43.564
<b>8 -</b>	<b>1:51.944 (1)</b>		<b>65.92</b>	<b>11:36:35.508</b>

<b>P10 44 Bill TAYLOR</b>				
LAP	LAP TIME	DIFF	MPH	TIME OF DAY
1 -	2:04.823	12.075	59.12	11:23:19.239
2 -	1:55.554	2.806	63.86	11:25:14.793
3 -	1:56.362	3.614	63.42	11:27:11.155
<b>4 -</b>	<b>1:52.748 (1)</b>		<b>65.45</b>	<b>11:29:03.903</b>
5 -	1:53.528 (2)	0.780	65.00	11:30:57.431
6 -	1:53.703	0.955	64.90	11:32:51.134
7 -	1:53.684 (3)	0.936	64.91	11:34:44.818
8 -	1:53.802	1.054	64.84	11:36:38.620

<b>P11 78 Richard BARTLETT (M)</b>				
LAP	LAP TIME	DIFF	MPH	TIME OF DAY
1 -	2:08.162	15.991	57.58	11:23:22.578
2 -	1:59.010	6.839	62.01	11:25:21.588
3 -	1:54.940	2.769	64.20	11:27:16.528
4 -	1:52.828 (2)	0.657	65.40	11:29:09.356
5 -	1:53.759 (3)	1.588	64.87	11:31:03.115
6 -	1:55.338	3.167	63.98	11:32:58.453
<b>7 -</b>	<b>1:52.171 (1)</b>		<b>65.79</b>	<b>11:34:50.624</b>

Weather / Track : Cloudy / Dry

Rockingham ISS Long  
Circuit Length = 2.0500 miles  
Start: 11:21 Flag 11:36 End: 11:37

# BRSCC Mazda MX-5 Championship - 2B

## RACE 10 RESTART - LAP ANALYSIS

DIFF = Difference To Personal Best Lap

8 - 1:55.441 3.270 63.92 11:36:46.065

<b>P12 20 Christopher GINN (M)</b>				
LAP	LAP TIME	DIFF	MPH	TIME OF DAY
1 -	2:09.742	16.555	56.88	11:23:24.158
2 -	1:54.012 (3)	0.825	64.73	11:25:18.170
3 -	1:55.701	2.514	63.78	11:27:13.871
<b>4 -</b>	<b>1:53.187 (1)</b>		<b>65.20</b>	<b>11:29:07.058</b>
5 -	1:53.270 (2)	0.083	65.15	11:31:00.328
6 -	1:54.703	1.516	64.34	11:32:55.031
7 -	1:54.430	1.243	64.49	11:34:49.461
8 -	1:56.697	3.510	63.24	11:36:46.158

<b>P13 11 Sam JARVIS</b>				
LAP	LAP TIME	DIFF	MPH	TIME OF DAY
1 -	2:06.871	12.716	58.16	11:23:21.287
2 -	1:55.198	1.043	64.06	11:25:16.485
3 -	1:56.628	2.473	63.27	11:27:13.113
4 -	1:54.979 (3)	0.824	64.18	11:29:08.092
5 -	1:54.783 (2)	0.628	64.29	11:31:02.875
6 -	1:55.525	1.370	63.88	11:32:58.400
<b>7 -</b>	<b>1:54.155 (1)</b>		<b>64.64</b>	<b>11:34:52.555</b>
8 -	1:56.453	2.298	63.37	11:36:49.008

<b>P14 53 Jonathan FIELDSEND (M)</b>				
LAP	LAP TIME	DIFF	MPH	TIME OF DAY
1 -	2:13.177	18.360	55.41	11:23:27.593
2 -	1:56.888	2.071	63.13	11:25:24.481
3 -	1:56.092	1.275	63.57	11:27:20.573
4 -	1:56.147	1.330	63.54	11:29:16.720
5 -	1:58.086	3.269	62.49	11:31:14.806
<b>6 -</b>	<b>1:54.817 (1)</b>		<b>64.27</b>	<b>11:33:09.623</b>
7 -	1:54.988 (2)	0.171	64.18	11:35:04.611
8 -	1:55.539 (3)	0.722	63.87	11:37:00.150

<b>P15 14 Elliott HANN</b>				
LAP	LAP TIME	DIFF	MPH	TIME OF DAY
1 -	2:11.759	17.020	56.01	11:23:26.175
2 -	1:56.533 (3)	1.794	63.32	11:25:22.708
3 -	1:55.221 (2)	0.482	64.05	11:27:17.929
<b>4 -</b>	<b>1:54.739 (1)</b>		<b>64.31</b>	<b>11:29:12.668</b>
5 -	1:56.756	2.017	63.20	11:31:09.424
6 -	1:57.274	2.535	62.92	11:33:06.698
7 -	1:56.763	2.024	63.20	11:35:03.461
8 -	1:58.291	3.552	62.38	11:37:01.752

<b>P16 9 James LOVE</b>				
LAP	LAP TIME	DIFF	MPH	TIME OF DAY
1 -	2:10.427	15.879	56.58	11:23:24.843
2 -	1:57.482	2.934	62.81	11:25:22.325
3 -	1:57.892	3.344	62.59	11:27:20.217
4 -	1:56.249 (2)	1.701	63.48	11:29:16.466
5 -	1:57.983	3.435	62.55	11:31:14.449
6 -	1:56.413 (3)	1.865	63.39	11:33:10.862
<b>7 -</b>	<b>1:54.548 (1)</b>		<b>64.42</b>	<b>11:35:05.410</b>
8 -	1:56.871	2.323	63.14	11:37:02.281

DIFF = Difference To Personal Best Lap

<b>P17 45 Graham RUMSEY (M)</b>				
LAP	LAP TIME	DIFF	MPH	TIME OF DAY
1 -	2:04.390	10.667	59.32	11:23:18.806
2 -	1:55.520	1.797	63.88	11:25:14.326
3 -	1:57.183	3.460	62.97	11:27:11.509
<b>4 -</b>	<b>1:53.723 (1)</b>		<b>64.89</b>	<b>11:29:05.232</b>
5 -	1:54.945	1.222	64.20	11:31:00.177
6 -	1:54.498 (3)	0.775	64.45	11:32:54.675
7 -	1:54.309 (2)	0.586	64.56	11:34:48.984
8 -	2:13.644	19.921	55.22	11:37:02.628

<b>P18 60 Nick LE DOYEN (M)</b>				
LAP	LAP TIME	DIFF	MPH	TIME OF DAY
1 -	2:42.465	49.689	45.42	11:23:56.881
2 -	1:55.080	2.304	64.12	11:25:51.961
<b>3 -</b>	<b>1:52.776 (1)</b>		<b>65.43</b>	<b>11:27:44.737</b>
4 -	1:53.351	0.575	65.10	11:29:38.088
5 -	1:52.842 (2)	0.066	65.40	11:31:30.930
6 -	1:52.907 (3)	0.131	65.36	11:33:23.837
7 -	1:54.961	2.185	64.19	11:35:18.798
8 -	1:54.888	2.112	64.23	11:37:13.686

<b>P19 58 Dale WHITEMAN (M)</b>				
LAP	LAP TIME	DIFF	MPH	TIME OF DAY
1 -	2:13.160	16.663	55.42	11:23:27.576
2 -	2:00.329	3.832	61.33	11:25:27.905
3 -	1:59.652	3.155	61.67	11:27:27.557
4 -	1:58.141 (3)	1.644	62.46	11:29:25.698
5 -	1:58.180	1.683	62.44	11:31:23.878
6 -	1:58.207	1.710	62.43	11:33:22.085
7 -	1:58.111 (2)	1.614	62.48	11:35:20.196
<b>8 -</b>	<b>1:56.497 (1)</b>		<b>63.34</b>	<b>11:37:16.693</b>

<b>P20 22 Paul TUCKER (M)</b>				
LAP	LAP TIME	DIFF	MPH	TIME OF DAY
1 -	2:01.184	9.999	60.89	11:23:15.600
2 -	1:52.264 (2)	1.079	65.73	11:25:07.864
3 -	1:58.513	7.328	62.27	11:27:06.377
<b>4 -</b>	<b>1:51.185 (1)</b>		<b>66.37</b>	<b>11:28:57.562</b>
5 -	1:54.777	3.592	64.29	11:30:52.339
6 -	1:53.294 (3)	2.109	65.14	11:32:45.633


<b>P21 96 Charles MUGGLESTONE</b>				
LAP	LAP TIME	DIFF	MPH	TIME OF DAY
<b>1 -</b>	<b>2:05.355 (1)</b>		<b>58.87</b>	<b>11:23:19.771</b>

Weather / Track : Cloudy / Dry

Rockingham ISS Long  
Circuit Length = 2.0500 miles  
Start: 11:21 Flag 11:36 End: 11:37

# BRSCC Mazda MX-5 Championship - 3A

## RACE 12 - GRID (20 minutes)

ROW 11	22	<b>41</b> Kevin BRENT (M)	21	<b>65</b> William HAYDEN
ROW 10	20	<b>43</b> Lewis CANNON	19	<b>52</b> Jon PETHICK
ROW 9	18	<b>54</b> Marcus BAILEY (M)	17	<b>544</b> Jack MOODY
ROW 8	16	<b>79</b> Rafal DRZASZCZ	15	<b>34</b> Callum GREATREX
ROW 7	14	<b>55</b> Matt POLLARD	13	<b>29</b> Adam CRAIG
ROW 6	12	<b>83</b> Brian TROTT (M)	11	<b>93</b> Jack BREWER
ROW 5	10	<b>77</b> Stephen FODEN	9	<b>419</b> Martyn CANNING
ROW 4	8	<b>42</b> Paul BATEMAN (M)	7	<b>23</b> Martin TOLLEY (M)
ROW 3	6	<b>158</b> Mike COMBER	5	<b>63</b> Oliver ALLWOOD
ROW 2	4	<b>33</b> Jason GREATREX	3	<b>1</b> Will BLACKWELL-CHAMBERS
ROW 1	2	<b>5</b> John LANGRIDGE	1	<b>36</b> Samuel SMITH
<b>Pole</b>				
				


Rockingham ISS Long  
Circuit Length = 2.0500 miles

**These results are provisional until the conclusion of any judicial and technical matters.**

Clerk Of Course :	Timekeeper :
-------------------	--------------



**BRSCC Mazda MX-5 Championship - 3B**  
**RACE 14 - GRID (20 minutes) - AMENDED**

ROW 11		21	<b>44</b> Bill TAYLOR		
ROW 10	20	<b>96</b> Charles MUGGLESTONE	19	<b>22</b> Paul TUCKER (M)	
ROW 9		18	<b>58</b> Dale WHITEMAN (M)	17	<b>60</b> Nick LE DOYEN (M)
ROW 8	16	<b>45</b> Graham RUMSEY (M)	15	<b>9</b> James LOVE	
ROW 7		14	<b>14</b> Elliott HANN	13	<b>53</b> Jonathan FIELDSSEND (M)
ROW 6	12	<b>11</b> Sam JARVIS	11	<b>20</b> Christopher GINN (M)	
ROW 5		10	<b>78</b> Richard BARTLETT (M)	9	<b>74</b> Clive CHISNALL (M)
ROW 4	8	<b>90</b> Bruce ROBINSON (M)	7	<b>722</b> Alan HAWKINS (M)	
ROW 3		6	<b>2</b> Jake STYLES (U-18)	5	<b>13</b> Scott LEACH (M)
ROW 2	4	<b>18</b> Clive POWLES (M)	3	<b>31</b> Bryn GRIFFITHS (M)	
ROW 1		2	<b>25</b> Ivan LEARY (M)	1	<b>19</b> Oliver ROBINSON (M)
<b>Pole</b>					
					

Car 44 - Disqualified from the results of Race 2B

Rockingham ISS Long  
 Circuit Length = 2.0500 miles

**These results are provisional until the conclusion of any judicial and technical matters.**

Clerk Of Course :		Timekeeper :	
-------------------	--	--------------	--

**BRSCC Mazda MX-5 Championship - 3A**
**RACE 12 - CLASSIFICATION - AMENDED**

POS	NO	NAME	ENTRY	LAPS	TIME	GAP	DIFF	MPH	BEST	ON
1	1	Will BLACKWELL-CHAMBERS	Mazda MX-5 Mk1	11	20:09.858			67.09	<b>1:48.704</b>	10
2	5	John LANGRIDGE	Mazda MX-5 Mk1	11	20:10.088	<b>0.230</b>	0.230	67.08	<b>1:48.629</b>	2
3	36	Samuel SMITH	Mazda MX-5 Mk1	11	20:11.276	<b>1.418</b>	1.188	67.02	<b>1:48.703</b>	2
4	63	Oliver ALLWOOD	Mazda MX-5 Mk1	11	20:13.525	<b>3.667</b>	2.249	66.89	<b>1:49.278</b>	4
5	158	Mike COMBER	Mazda MX-5 Mk1	11	20:13.861	<b>4.003</b>	0.336	66.87	<b>1:49.140</b>	6
6	33	Jason GREATREX	Mazda MX-5 Mk1	11	20:20.227	<b>10.369</b>	6.366	66.52	<b>1:49.181</b>	9
7	42	Paul BATEMAN (M)	Mazda MX-5 Mk1	11	20:23.104	<b>13.246</b>	2.877	66.37	<b>1:49.665</b>	6
8	419	Martyn CANNING	Mazda MX-5 Mk1	11	20:23.527	<b>13.669</b>	0.423	66.34	<b>1:49.320</b>	2
9	77	Stephen FODEN	Mazda MX-5 Mk1	11	20:24.121	<b>14.263</b>	0.594	66.31	<b>1:49.649</b>	11
10	93	Jack BREWER	Mazda MX-5 Mk1	11	20:25.036	<b>15.178</b>	0.915	66.26	<b>1:49.840</b>	3
11	83	Brian TROTT (M)	Mazda MX-5 Mk1	11	20:26.003	<b>16.145</b>	0.967	66.21	<b>1:49.655</b>	2
12	55*	Matt POLLARD	Mazda MX-5 Mk1	11	20:34.790	<b>24.932</b>	8.787	65.74	<b>1:50.167</b>	5
13	23	Martin TOLLEY (M)	Mazda MX-5 Mk1	11	20:35.156	<b>25.298</b>	0.366	65.72	<b>1:49.236</b>	2
14	29	Adam CRAIG	Mazda MX-5 Mk1	11	20:36.967	<b>27.109</b>	1.811	65.62	<b>1:50.863</b>	9
15	54	Marcus BAILEY (M)	Mazda MX-5 Mk1	11	20:37.915	<b>28.057</b>	0.948	65.57	<b>1:50.583</b>	10
16	43	Lewis CANNON	Mazda MX-5 Mk1	11	20:47.978	<b>38.120</b>	10.063	65.04	<b>1:51.531</b>	9
17	52	Jon PETHICK	Mazda MX-5 Mk1	11	20:48.747	<b>38.889</b>	0.769	65.00	<b>1:51.559</b>	10
18	41	Kevin BRENT (M)	Mazda MX-5 Mk1	11	20:48.967	<b>39.109</b>	0.220	64.99	<b>1:51.129</b>	9
19	34*	Callum GREATREX	Mazda MX-5 Mk1	11	20:51.732	<b>41.874</b>	2.765	64.85	<b>1:50.363</b>	4
20	544	Jack MOODY	Mazda MX-5 Mk1	11	20:52.541	<b>42.683</b>	0.809	64.81	<b>1:51.666</b>	6
21	65*	William HAYDEN	Mazda MX-5 Mk1	11	21:00.792	<b>50.934</b>	8.251	64.38	<b>1:50.830</b>	2
22	79	Rafal DRZASZCZ	Mazda MX-5 Mk1	11	21:16.475	<b>1:06.617</b>	15.683	63.59	<b>1:51.718</b>	2

**FASTEST LAP**

<b>5</b>	<b>John LANGRIDGE</b>	Mazda MX-5 Mk1	<b>2</b>	<b>1:48.629</b>	<b>67.93 mph</b>	<b>109.33 kph</b>
----------	-----------------------	----------------	----------	-----------------	------------------	-------------------

Car 65 - 5 second penalty - Track limits

Car 65 - 10 second penalty - Track limits

Car 34 - 5 second penalty - Track limits

Car 34 - 10 second penalty - Track limits

Car 55 - Contravention of Championship Regulation 2.13 - In Car Cameras (Could not show footage - SD card left in laptop) - Grid penalty drop of 3 positions at the driver's next race.

Weather / Track : Cloudy / Dry

These results are provisional until the conclusion of any judicial and technical matters.

Rockingham ISS Long

Circuit Length = 2.0500 miles

Start: 13:01 Flag 13:21 End: 13:23

Clerk Of Course :		Timekeeper :	
-------------------	--	--------------	--

# BRSCC Mazda MX-5 Championship - 3A

## RACE 12 - LAP CHART

LAP 1 @ 13:03:38.389			LAP 2 @ 13:05:27.092			LAP 3 @ 13:07:17.005			LAP 4 @ 13:09:05.777			LAP 5 @ 13:10:54.962		
NO	BEHIND	LAP TIME	NO	BEHIND	LAP TIME	NO	BEHIND	LAP TIME	NO	BEHIND	LAP TIME	NO	BEHIND	LAP TIME
36		1:55.690	36		1:48.703	1		1:49.724	1		1:48.772	36		1:48.885
1	0.184	1:55.874	1	0.189	1:48.708	36	0.184	1:50.097	36	0.300	1:48.888	1	0.142	1:49.327
5	0.639	1:56.329	5	0.565	1:48.629	5	0.316	1:49.664	5	0.616	1:49.072	5	0.676	1:49.245
63	1.772	1:57.462	63	2.534	1:49.465	63	2.149	1:49.528	63	2.655	1:49.278	63	3.335	1:49.865
158	2.048	1:57.738	158	2.931	1:49.586	158	2.939	1:49.921	158	3.544	1:49.377	158	3.912	1:49.553
42	3.175	1:58.865	42	4.459	1:49.987	33	4.962	1:49.588	33	5.459	1:49.269	33	6.129	1:49.855
23	4.392	2:00.082	23	4.925	1:49.236	42	5.921	1:51.375	42	6.985	1:49.836	42	8.028	1:50.228
33	4.555	2:00.245	33	5.287	1:49.435	83	6.182	1:50.367	83	7.327	1:49.917	83	8.251	1:50.109
83	4.776	2:00.466	83	5.728	1:49.655	419	6.877	1:50.191	419	8.169	1:50.064	419	8.919	1:49.935
419	5.982	2:01.672	419	6.599	1:49.320	93	8.439	1:49.840	93	9.812	1:50.145	93	10.770	1:50.143
29	6.387	2:02.077	93	8.512	1:50.149	29	9.786	1:50.932	77	11.420	1:50.211	77	12.204	1:49.969
93	7.066	2:02.756	29	8.767	1:51.083	77	9.981	1:50.005	29	12.111	1:51.097	29	14.023	1:51.097
34	7.798	2:03.488	77	9.889	1:50.164	34	11.152	1:50.761	34	12.743	1:50.363	34	14.190	1:50.632
79	8.050	2:03.740	34	10.304	1:51.209	23	12.743	1:57.731	23	14.205	1:50.234	23	15.050	1:50.030
43	8.164	2:03.854	79	11.065	1:51.718	55	13.242	1:51.853	55	14.823	1:50.353	55	15.805	1:50.167
77	8.428	2:04.118	55	11.302	1:51.164	65	14.519	1:52.302	54	17.421	1:51.260	54	19.553	1:51.317
55	8.841	2:04.531	43	11.781	1:52.320	54	14.933	1:52.416	65	18.965	1:53.218	65	21.778	1:51.998
54	9.150	2:04.840	65	12.130	1:50.830	544	15.628	1:51.914	544	19.038	1:52.182	41	22.270	1:51.934
544	9.583	2:05.273	54	12.430	1:51.983	43	15.855	1:53.987	52	19.142	1:51.956	544	22.778	1:52.925
52	9.600	2:05.290	52	13.193	1:52.296	52	15.958	1:52.678	41	19.521	1:51.866	52	23.179	1:53.222
65	10.003	2:05.693	544	13.627	1:52.747	41	16.427	1:52.593	43	20.150	1:53.067	43	23.701	1:52.736
41	10.418	2:06.108	41	13.747	1:52.032	79	37.613	2:16.461	79	41.918	1:53.077	79	45.859	1:53.126

Weather / Track : Cloudy / Dry

Rockingham ISS Long  
Circuit Length = 2.0500 miles  
Start: 13:01 Flag 13:21 End: 13:23

# BRSCC Mazda MX-5 Championship - 3A

## RACE 12 - LAP CHART

LAP 6 @ 13:12:43.917			LAP 7 @ 13:14:33.773			LAP 8 @ 13:16:23.708			LAP 9 @ 13:18:12.983			LAP 10 @ 13:20:02.254		
NO	BEHIND	LAP TIME	NO	BEHIND	LAP TIME	NO	BEHIND	LAP TIME	NO	BEHIND	LAP TIME	NO	BEHIND	LAP TIME
<b>36</b>		1:48.955	<b>36</b>		1:49.856	<b>5</b>		1:49.476	<b>5</b>		1:49.275	<b>1</b>		1:48.704
<b>1</b>	0.150	1:48.963	<b>5</b>	0.459	1:49.857	<b>1</b>	0.206	1:49.565	<b>1</b>	0.567	1:49.636	<b>5</b>	0.231	1:49.502
<b>5</b>	0.458	1:48.737	<b>1</b>	0.576	1:50.282	<b>36</b>	0.647	1:50.582	<b>36</b>	0.724	1:49.352	<b>36</b>	0.767	1:49.314
<b>63</b>	3.672	1:49.292	<b>63</b>	3.381	1:49.565	<b>63</b>	3.426	1:49.980	<b>63</b>	3.561	1:49.410	<b>63</b>	3.895	1:49.605
<b>158</b>	4.097	1:49.140	<b>158</b>	4.085	1:49.844	<b>158</b>	3.725	1:49.575	<b>158</b>	4.158	1:49.708	<b>158</b>	4.393	1:49.506
<b>33</b>	6.544	1:49.370	<b>33</b>	6.030	1:49.342	<b>33</b>	5.517	1:49.422	<b>33</b>	5.423	1:49.181	<b>33</b>	5.491	1:49.339
<b>42</b>	8.738	1:49.665	<b>42</b>	8.789	1:49.907	<b>42</b>	8.884	1:50.030	<b>42</b>	9.924	1:50.315	<b>42</b>	10.425	1:49.772
<b>419</b>	10.183	1:50.219	<b>419</b>	10.329	1:50.002	<b>419</b>	11.760	1:51.366	<b>419</b>	12.554	1:50.069	<b>419</b>	13.936	1:50.653
<b>83</b>	10.602	1:51.306	<b>83</b>	10.648	1:49.902	<b>83</b>	12.145	1:51.432	<b>83</b>	12.933	1:50.063	<b>77</b>	14.917	1:50.438
<b>93</b>	12.259	1:50.444	<b>93</b>	12.635	1:50.232	<b>93</b>	12.908	1:50.208	<b>77</b>	13.750	1:49.723	<b>93</b>	15.305	1:50.374
<b>77</b>	12.987	1:49.738	<b>77</b>	13.076	1:49.945	<b>77</b>	13.302	1:50.161	<b>93</b>	14.202	1:50.569	<b>83</b>	15.913	1:52.251
<b>34</b>	17.318	1:52.083	<b>23</b>	18.614	1:51.037	<b>23</b>	19.936	1:51.257	<b>23</b>	21.281	1:50.620	<b>23</b>	22.912	1:50.902
<b>23</b>	17.433	1:51.338	<b>55</b>	18.924	1:50.789	<b>55</b>	20.732	1:51.743	<b>55</b>	22.270	1:50.813	<b>55</b>	23.582	1:50.583
<b>29</b>	17.915	1:52.847	<b>34</b>	19.900	1:52.438	<b>34</b>	21.496	1:51.531	<b>34</b>	23.499	1:51.278	<b>34</b>	25.319	1:51.091
<b>55</b>	17.991	1:51.141	<b>29</b>	20.048	1:51.989	<b>29</b>	22.032	1:51.919	<b>29</b>	23.620	1:50.863	<b>29</b>	25.563	1:51.214
<b>54</b>	21.389	1:50.791	<b>54</b>	22.449	1:50.916	<b>54</b>	23.844	1:51.330	<b>54</b>	25.420	1:50.851	<b>54</b>	26.732	1:50.583
<b>41</b>	24.764	1:51.449	<b>65</b>	27.462	1:52.135	<b>65</b>	29.243	1:51.716	<b>65</b>	31.509	1:51.541	<b>65</b>	34.159	1:51.921
<b>65</b>	25.183	1:52.360	<b>41</b>	27.594	1:52.686	<b>43</b>	30.784	1:51.671	<b>43</b>	33.040	1:51.531	<b>43</b>	36.148	1:52.379
<b>544</b>	25.489	1:51.666	<b>544</b>	27.924	1:52.291	<b>52</b>	32.565	1:54.129	<b>52</b>	34.886	1:51.596	<b>52</b>	37.174	1:51.559
<b>52</b>	25.834	1:51.610	<b>52</b>	28.371	1:52.393	<b>41</b>	33.827	1:56.168	<b>41</b>	35.681	1:51.129	<b>41</b>	37.736	1:51.326
<b>43</b>	26.459	1:51.713	<b>43</b>	29.048	1:52.445	<b>544</b>	34.178	1:56.189	<b>544</b>	36.846	1:51.943	<b>544</b>	39.885	1:52.310
<b>79</b>	49.731	1:52.827	<b>79</b>	52.115	1:52.240	<b>79</b>	54.728	1:52.548	<b>79</b>	59.625	1:54.172	<b>79</b>	1:03.590	1:53.236

Weather / Track : Cloudy / Dry

# BRSCC Mazda MX-5 Championship - 3A

## RACE 12 - LAP CHART

**LAP 11 @ 13:21:52.557**

NO	BEHIND	LAP TIME
1		1:50.303
5	0.230	1:50.302
36	1.418	1:50.954
63	3.667	1:50.075
158	4.003	1:49.913
33	10.369	1:55.181
42	13.246	1:53.124
419	13.669	1:50.036
77	14.263	1:49.649
93	15.178	1:50.176
83	16.145	1:50.535
55	24.932	1:51.653
23	25.298	1:52.689
34	26.874	1:51.858
29	27.109	1:51.849
54	28.057	1:51.628
65	35.934	1:52.078
43	38.120	1:52.275
52	38.889	1:52.018
41	39.109	1:51.676
544	42.683	1:53.101
79	1:06.617	1:53.330

Weather / Track : Cloudy / Dry

Results can be found at [www.tsl-timing.com](http://www.tsl-timing.com)

Page 3 of 3

Rockingham ISS Long  
Circuit Length = 2.0500 miles  
Start: 13:01 Flag 13:21 End: 13:23

Printed - 13:30 Sunday, 16 September 2018

# BRSCC Mazda MX-5 Championship - 3A

## RACE 12 - LAP ANALYSIS

DIFF = Difference To Personal Best Lap

<b>P1 1 Will BLACKWELL-CHAMBERS</b>				
LAP	LAP TIME	DIFF	MPH	TIME OF DAY
1 -	1:55.874	7.170	63.68	13:03:38.573
2 -	1:48.708 (2)	0.004	67.88	13:05:27.281
3 -	1:49.724	1.020	67.25	13:07:17.005
4 -	1:48.772 (3)	0.068	67.84	13:09:05.777
5 -	1:49.327	0.623	67.50	13:10:55.104
6 -	1:48.963	0.259	67.72	13:12:44.067
7 -	1:50.282	1.578	66.91	13:14:34.349
8 -	1:49.565	0.861	67.35	13:16:23.914
9 -	1:49.636	0.932	67.31	13:18:13.550
10 -	<b>1:48.704 (1)</b>		<b>67.89</b>	<b>13:20:02.254</b>
11 -	1:50.303	1.599	66.90	13:21:52.557

<b>P2 5 John LANGRIDGE</b>				
LAP	LAP TIME	DIFF	MPH	TIME OF DAY
1 -	1:56.329	7.700	63.44	13:03:39.028
2 -	<b>1:48.629 (1)</b>		<b>67.93</b>	<b>13:05:27.657</b>
3 -	1:49.664	1.035	67.29	13:07:17.321
4 -	1:49.072 (3)	0.443	67.66	13:09:06.393
5 -	1:49.245	0.616	67.55	13:10:55.638
6 -	1:48.737 (2)	0.108	67.87	13:12:44.375
7 -	1:49.857	1.228	67.17	13:14:34.232
8 -	1:49.476	0.847	67.41	13:16:23.708
9 -	1:49.275	0.646	67.53	13:18:12.983
10 -	1:49.502	0.873	67.39	13:20:02.485
11 -	1:50.302	1.673	66.90	13:21:52.787

<b>P3 36 Samuel SMITH</b>				
LAP	LAP TIME	DIFF	MPH	TIME OF DAY
1 -	1:55.690	6.987	63.79	13:03:38.389
2 -	<b>1:48.703 (1)</b>		<b>67.89</b>	<b>13:05:27.092</b>
3 -	1:50.097	1.394	67.03	13:07:17.189
4 -	1:48.888 (3)	0.185	67.77	13:09:06.077
5 -	1:48.885 (2)	0.182	67.77	13:10:54.962
6 -	1:48.955	0.252	67.73	13:12:43.917
7 -	1:49.856	1.153	67.17	13:14:33.773
8 -	1:50.582	1.879	66.73	13:16:24.355
9 -	1:49.352	0.649	67.48	13:18:13.707
10 -	1:49.314	0.611	67.51	13:20:03.021
11 -	1:50.954	2.251	66.51	13:21:53.975

<b>P4 63 Oliver ALLWOOD</b>				
LAP	LAP TIME	DIFF	MPH	TIME OF DAY
1 -	1:57.462	8.184	62.82	13:03:40.161
2 -	1:49.465	0.187	67.41	13:05:29.626
3 -	1:49.528	0.250	67.38	13:07:19.154
4 -	<b>1:49.278 (1)</b>		<b>67.53</b>	<b>13:09:08.432</b>
5 -	1:49.865	0.587	67.17	13:10:58.297
6 -	1:49.292 (2)	0.014	67.52	13:12:47.589
7 -	1:49.565	0.287	67.35	13:14:37.154
8 -	1:49.980	0.702	67.10	13:16:27.134
9 -	1:49.410 (3)	0.132	67.45	13:18:16.544
10 -	1:49.605	0.327	67.33	13:20:06.149
11 -	1:50.075	0.797	67.04	13:21:56.224

<b>P5 158 Mike COMBER</b>				
LAP	LAP TIME	DIFF	MPH	TIME OF DAY
1 -	1:57.738	8.598	62.68	13:03:40.437
2 -	1:49.586	0.446	67.34	13:05:30.023

DIFF = Difference To Personal Best Lap

3 -	1:49.921	0.781	67.13	13:07:19.944
4 -	1:49.377 (2)	0.237	67.47	13:09:09.321
5 -	1:49.553	0.413	67.36	13:10:58.874
6 -	<b>1:49.140 (1)</b>		<b>67.61</b>	<b>13:12:48.014</b>
7 -	1:49.844	0.704	67.18	13:14:37.858
8 -	1:49.575	0.435	67.35	13:16:27.433
9 -	1:49.708	0.568	67.26	13:18:17.141
10 -	1:49.506 (3)	0.366	67.39	13:20:06.647
11 -	1:49.913	0.773	67.14	13:21:56.560

<b>P6 33 Jason GREATREX</b>				
LAP	LAP TIME	DIFF	MPH	TIME OF DAY
1 -	2:00.245	11.064	61.37	13:03:42.944
2 -	1:49.435	0.254	67.43	13:05:32.379
3 -	1:49.588	0.407	67.34	13:07:21.967
4 -	1:49.269 (2)	0.088	67.53	13:09:11.236
5 -	1:49.855	0.674	67.17	13:11:01.091
6 -	1:49.370	0.189	67.47	13:12:50.461
7 -	1:49.342	0.161	67.49	13:14:39.803
8 -	1:49.422	0.241	67.44	13:16:29.225
9 -	<b>1:49.181 (1)</b>		<b>67.59</b>	<b>13:18:18.406</b>
10 -	1:49.339 (3)	0.158	67.49	13:20:07.745
11 -	1:55.181	6.000	64.07	13:22:02.926

<b>P7 42 Paul BATEMAN (M)</b>				
LAP	LAP TIME	DIFF	MPH	TIME OF DAY
1 -	1:58.865	9.200	62.08	13:03:41.564
2 -	1:49.987	0.322	67.09	13:05:31.551
3 -	1:51.375	1.710	66.26	13:07:22.926
4 -	1:49.836 (3)	0.171	67.19	13:09:12.762
5 -	1:50.228	0.563	66.95	13:11:02.990
6 -	<b>1:49.665 (1)</b>		<b>67.29</b>	<b>13:12:52.655</b>
7 -	1:49.907	0.242	67.14	13:14:42.562
8 -	1:50.030	0.365	67.07	13:16:32.592
9 -	1:50.315	0.650	66.89	13:18:22.907
10 -	1:49.772 (2)	0.107	67.23	13:20:12.679
11 -	1:53.124	3.459	65.23	13:22:05.803

<b>P8 419 Martyn CANNING</b>				
LAP	LAP TIME	DIFF	MPH	TIME OF DAY
1 -	2:01.672	12.352	60.65	13:03:44.371
2 -	<b>1:49.320 (1)</b>		<b>67.50</b>	<b>13:05:33.691</b>
3 -	1:50.191	0.871	66.97	13:07:23.882
4 -	1:50.064	0.744	67.05	13:09:13.946
5 -	1:49.935 (2)	0.615	67.13	13:11:03.881
6 -	1:50.219	0.899	66.95	13:12:54.100
7 -	1:50.002 (3)	0.682	67.08	13:14:44.102
8 -	1:51.366	2.046	66.26	13:16:35.468
9 -	1:50.069	0.749	67.04	13:18:25.537
10 -	1:50.653	1.333	66.69	13:20:16.190
11 -	1:50.036	0.716	67.06	13:22:06.226

<b>P9 77 Stephen FODEN</b>				
LAP	LAP TIME	DIFF	MPH	TIME OF DAY
1 -	2:04.118	14.469	59.45	13:03:46.817
2 -	1:50.164	0.515	66.99	13:05:36.981
3 -	1:50.005	0.356	67.08	13:07:26.986
4 -	1:50.211	0.562	66.96	13:09:17.197
5 -	1:49.969	0.320	67.10	13:11:07.166
6 -	1:49.738 (3)	0.089	67.25	13:12:56.904
7 -	1:49.945	0.296	67.12	13:14:46.849

Rockingham ISS Long  
Circuit Length = 2.0500 miles  
Start: 13:01 Flag 13:21 End: 13:23

Weather / Track : Cloudy / Dry

# BRSCC Mazda MX-5 Championship - 3A

## RACE 12 - LAP ANALYSIS

DIFF = Difference To Personal Best Lap

8 -	1:50.161	0.512	66.99	13:16:37.010
9 -	1:49.723 (2)	0.074	67.26	13:18:26.733
10 -	1:50.438	0.789	66.82	13:20:17.171
11 -	<b>1:49.649 (1)</b>		<b>67.30</b>	<b>13:22:06.820</b>

### P10 93 Jack BREWER

LAP	LAP TIME	DIFF	MPH	TIME OF DAY
1 -	2:02.756	12.916	60.11	13:03:45.455
2 -	1:50.149	0.309	67.00	13:05:35.604
3 -	<b>1:49.840 (1)</b>		<b>67.18</b>	<b>13:07:25.444</b>
4 -	1:50.145 (3)	0.305	67.00	13:09:15.589
5 -	1:50.143 (2)	0.303	67.00	13:11:05.732
6 -	1:50.444	0.604	66.82	13:12:56.176
7 -	1:50.232	0.392	66.94	13:14:46.408
8 -	1:50.208	0.368	66.96	13:16:36.616
9 -	1:50.569	0.729	66.74	13:18:27.185
10 -	1:50.374	0.534	66.86	13:20:17.559
11 -	1:50.176	0.336	66.98	13:22:07.735

### P11 83 Brian TROTT (M)

LAP	LAP TIME	DIFF	MPH	TIME OF DAY
1 -	2:00.466	10.811	61.26	13:03:43.165
2 -	<b>1:49.655 (1)</b>		<b>67.30</b>	<b>13:05:32.820</b>
3 -	1:50.367	0.712	66.86	13:07:23.187
4 -	1:49.917 (3)	0.262	67.14	13:09:13.104
5 -	1:50.109	0.454	67.02	13:11:03.213
6 -	1:51.306	1.651	66.30	13:12:54.519
7 -	1:49.902 (2)	0.247	67.15	13:14:44.421
8 -	1:51.432	1.777	66.22	13:16:35.853
9 -	1:50.063	0.408	67.05	13:18:25.916
10 -	1:52.251	2.596	65.74	13:20:18.167
11 -	1:50.535	0.880	66.76	13:22:08.702

### P12 55 Matt POLLARD

LAP	LAP TIME	DIFF	MPH	TIME OF DAY
1 -	2:04.531	14.364	59.26	13:03:47.230
2 -	1:51.164	0.997	66.38	13:05:38.394
3 -	1:51.853	1.686	65.97	13:07:30.247
4 -	1:50.353 (2)	0.186	66.87	13:09:20.600
5 -	<b>1:50.167 (1)</b>		<b>66.98</b>	<b>13:11:10.767</b>
6 -	1:51.141	0.974	66.40	13:13:01.908
7 -	1:50.789	0.622	66.61	13:14:52.697
8 -	1:51.743	1.576	66.04	13:16:44.440
9 -	1:50.813	0.646	66.59	13:18:35.253
10 -	1:50.583 (3)	0.416	66.73	13:20:25.836
11 -	1:51.653	1.486	66.09	13:22:17.489

### P13 23 Martin TOLLEY (M)

LAP	LAP TIME	DIFF	MPH	TIME OF DAY
1 -	2:00.082	10.846	61.45	13:03:42.781
2 -	<b>1:49.236 (1)</b>		<b>67.56</b>	<b>13:05:32.017</b>
3 -	1:57.731	8.495	62.68	13:07:29.748
4 -	1:50.234 (3)	0.998	66.94	13:09:19.982
5 -	1:50.030 (2)	0.794	67.07	13:11:10.012
6 -	1:51.338	2.102	66.28	13:13:01.350
7 -	1:51.037	1.801	66.46	13:14:52.387
8 -	1:51.257	2.021	66.33	13:16:43.644
9 -	1:50.620	1.384	66.71	13:18:34.264
10 -	1:50.902	1.666	66.54	13:20:25.166
11 -	1:52.689	3.453	65.48	13:22:17.855

DIFF = Difference To Personal Best Lap

P14 29 Adam CRAIG				
LAP	LAP TIME	DIFF	MPH	TIME OF DAY
1 -	2:02.077	11.214	60.45	13:03:44.776
2 -	1:51.083 (3)	0.220	66.43	13:05:35.859
3 -	1:50.932 (2)	0.069	66.52	13:07:26.791
4 -	1:51.097	0.234	66.42	13:09:17.888
5 -	1:51.097	0.234	66.42	13:11:08.985
6 -	1:52.847	1.984	65.39	13:13:01.832
7 -	1:51.989	1.126	65.89	13:14:53.821
8 -	1:51.919	1.056	65.94	13:16:45.740
9 -	<b>1:50.863 (1)</b>		<b>66.56</b>	<b>13:18:36.603</b>
10 -	1:51.214	0.351	66.35	13:20:27.817
11 -	1:51.849	0.986	65.98	13:22:19.666

### P15 54 Marcus BAILEY (M)

LAP	LAP TIME	DIFF	MPH	TIME OF DAY
1 -	2:04.840	14.257	59.11	13:03:47.539
2 -	1:51.983	1.400	65.90	13:05:39.522
3 -	1:52.416	1.833	65.64	13:07:31.938
4 -	1:51.260	0.677	66.33	13:09:23.198
5 -	1:51.317	0.734	66.29	13:11:14.515
6 -	1:50.791 (2)	0.208	66.61	13:13:05.306
7 -	1:50.916	0.333	66.53	13:14:56.222
8 -	1:51.330	0.747	66.28	13:16:47.552
9 -	1:50.851 (3)	0.268	66.57	13:18:38.403
10 -	<b>1:50.583 (1)</b>		<b>66.73</b>	<b>13:20:28.986</b>
11 -	1:51.628	1.045	66.11	13:22:20.614

### P16 43 Lewis CANNON

LAP	LAP TIME	DIFF	MPH	TIME OF DAY
1 -	2:03.854	12.323	59.58	13:03:46.553
2 -	1:52.320	0.789	65.70	13:05:38.873
3 -	1:53.987	2.456	64.74	13:07:32.860
4 -	1:53.067	1.536	65.27	13:09:25.927
5 -	1:52.736	1.205	65.46	13:11:18.663
6 -	1:51.713 (3)	0.182	66.06	13:13:10.376
7 -	1:52.445	0.914	65.63	13:15:02.821
8 -	1:51.671 (2)	0.140	66.08	13:16:54.492
9 -	<b>1:51.531 (1)</b>		<b>66.16</b>	<b>13:18:46.023</b>
10 -	1:52.379	0.848	65.67	13:20:38.402
11 -	1:52.275	0.744	65.73	13:22:30.677

### P17 52 Jon PETHICK

LAP	LAP TIME	DIFF	MPH	TIME OF DAY
1 -	2:05.290	13.731	58.90	13:03:47.989
2 -	1:52.296	0.737	65.71	13:05:40.285
3 -	1:52.678	1.119	65.49	13:07:32.963
4 -	1:51.956	0.397	65.91	13:09:24.919
5 -	1:53.222	1.663	65.18	13:11:18.141
6 -	1:51.610 (3)	0.051	66.12	13:13:09.751
7 -	1:52.393	0.834	65.66	13:15:02.144
8 -	1:54.129	2.570	64.66	13:16:56.273
9 -	1:51.596 (2)	0.037	66.13	13:18:47.869
10 -	<b>1:51.559 (1)</b>		<b>66.15</b>	<b>13:20:39.428</b>
11 -	1:52.018	0.459	65.88	13:22:31.446

### P18 41 Kevin BRENT (M)

LAP	LAP TIME	DIFF	MPH	TIME OF DAY
1 -	2:06.108	14.979	58.52	13:03:48.807
2 -	1:52.032	0.903	65.87	13:05:40.839

Rockingham ISS Long  
Circuit Length = 2.0500 miles  
Start: 13:01 Flag 13:21 End: 13:23

Weather / Track : Cloudy / Dry

# BRSCC Mazda MX-5 Championship - 3A

## RACE 12 - LAP ANALYSIS

DIFF = Difference To Personal Best Lap

3 -	1:52.593	1.464	65.54	13:07:33.432
4 -	1:51.866	0.737	65.97	13:09:25.298
5 -	1:51.934	0.805	65.93	13:11:17.232
6 -	1:51.449 (3)	0.320	66.21	13:13:08.681
7 -	1:52.686	1.557	65.49	13:15:01.367
8 -	1:56.168	5.039	63.52	13:16:57.535
<b>9 -</b>	<b>1:51.129 (1)</b>		<b>66.40</b>	<b>13:18:48.664</b>
10 -	1:51.326 (2)	0.197	66.29	13:20:39.990
11 -	1:51.676	0.547	66.08	13:22:31.666

DIFF = Difference To Personal Best Lap

8 -	1:52.548 (3)	0.830	65.57	13:17:18.436
9 -	1:54.172	2.454	64.63	13:19:12.608
10 -	1:53.236	1.518	65.17	13:21:05.844
11 -	1:53.330	1.612	65.11	13:22:59.174

### P19 34 Callum GREATREX

LAP	LAP TIME	DIFF	MPH	TIME OF DAY
1 -	2:03.488	13.125	59.76	13:03:46.187
2 -	1:51.209	0.846	66.36	13:05:37.396
3 -	1:50.761 (3)	0.398	66.62	13:07:28.157
<b>4 -</b>	<b>1:50.363 (1)</b>		<b>66.87</b>	<b>13:09:18.520</b>
5 -	1:50.632 (2)	0.269	66.70	13:11:09.152
6 -	1:52.083	1.720	65.84	13:13:01.235
7 -	1:52.438	2.075	65.63	13:14:53.673
8 -	1:51.531	1.168	66.16	13:16:45.204
9 -	1:51.278	0.915	66.32	13:18:36.482
10 -	1:51.091	0.728	66.43	13:20:27.573
11 -	1:51.858	1.495	65.97	13:22:19.431

### P20 544 Jack MOODY

LAP	LAP TIME	DIFF	MPH	TIME OF DAY
1 -	2:05.273	13.607	58.91	13:03:47.972
2 -	1:52.747	1.081	65.45	13:05:40.719
3 -	1:51.914 (2)	0.248	65.94	13:07:32.633
4 -	1:52.182	0.516	65.78	13:09:24.815
5 -	1:52.925	1.259	65.35	13:11:17.740
<b>6 -</b>	<b>1:51.666 (1)</b>		<b>66.08</b>	<b>13:13:09.406</b>
7 -	1:52.291	0.625	65.72	13:15:01.697
8 -	1:56.189	4.523	63.51	13:16:57.886
9 -	1:51.943 (3)	0.277	65.92	13:18:49.829
10 -	1:52.310	0.644	65.71	13:20:42.139
11 -	1:53.101	1.435	65.25	13:22:35.240

### P21 65 William HAYDEN

LAP	LAP TIME	DIFF	MPH	TIME OF DAY
1 -	2:05.693	14.863	58.71	13:03:48.392
<b>2 -</b>	<b>1:50.830 (1)</b>		<b>66.58</b>	<b>13:05:39.222</b>
3 -	1:52.302	1.472	65.71	13:07:31.524
4 -	1:53.218	2.388	65.18	13:09:24.742
5 -	1:51.998	1.168	65.89	13:11:16.740
6 -	1:52.360	1.530	65.68	13:13:09.100
7 -	1:52.135	1.305	65.81	13:15:01.235
8 -	1:51.716 (3)	0.886	66.06	13:16:52.951
9 -	1:51.541 (2)	0.711	66.16	13:18:44.492
10 -	1:51.921	1.091	65.93	13:20:36.413
11 -	1:52.078	1.248	65.84	13:22:28.491

### P22 79 Rafal DRZASZCZ

LAP	LAP TIME	DIFF	MPH	TIME OF DAY
1 -	2:03.740	12.022	59.64	13:03:46.439
<b>2 -</b>	<b>1:51.718 (1)</b>		<b>66.05</b>	<b>13:05:38.157</b>
3 -	2:16.461	24.743	54.08	13:07:54.618
4 -	1:53.077	1.359	65.26	13:09:47.695
5 -	1:53.126	1.408	65.23	13:11:40.821
6 -	1:52.827	1.109	65.40	13:13:33.648
7 -	1:52.240 (2)	0.522	65.75	13:15:25.888

Weather / Track : Cloudy / Dry



# BRSCC Mazda MX-5 Championship - 3B

## RACE 14 RESTART - CLASSIFICATION - AMENDED

POS	NO	NAME	ENTRY	LAPS	TIME	GAP	DIFF	MPH	BEST	ON
1	18	Clive POWLES (M)	Mazda MX-5 Mk1	11	20:31.449			65.92	<b>1:50.639</b>	5
2	13	Scott LEACH (M)	Mazda MX-5 Mk1	11	20:37.499	<b>6.050</b>	6.050	65.60	<b>1:50.832</b>	8
3	31	Bryn GRIFFITHS (M)	Mazda MX-5 Mk1	11	20:42.658	<b>11.209</b>	5.159	65.32	<b>1:51.395</b>	11
4	19	Oliver ROBINSON (M)	Mazda MX-5 Mk1	11	20:43.191	<b>11.742</b>	0.533	65.29	<b>1:50.725</b>	5
5	25	Ivan LEARY (M)	Mazda MX-5 Mk1	11	20:43.684	<b>12.235</b>	0.493	65.27	<b>1:51.215</b>	8
6	2	Jake STYLES (U-18)	Mazda MX-5 Mk1	11	20:45.809	<b>14.360</b>	2.125	65.16	<b>1:51.523</b>	8
7	722	Alan HAWKINS (M)	Mazda MX-5 Mk1	11	20:48.167	<b>16.718</b>	2.358	65.03	<b>1:51.714</b>	5
8	74	Clive CHISNALL (M)	Mazda MX-5 Mk1	11	20:55.888	<b>24.439</b>	7.721	64.63	<b>1:52.530</b>	8
9	96	Charles MUGGLESTONE	Mazda MX-5 Mk1	11	20:56.457	<b>25.008</b>	0.569	64.61	<b>1:51.880</b>	10
10	90	Bruce ROBINSON (M)	Mazda MX-5 Mk1	11	20:57.130	<b>25.681</b>	0.673	64.57	<b>1:52.585</b>	2
11	20	Christopher GINN (M)	Mazda MX-5 Mk1	11	21:00.826	<b>29.377</b>	3.696	64.38	<b>1:52.862</b>	8
12	60	Nick LE DOYEN (M)	Mazda MX-5 Mk1	11	21:01.498	<b>30.049</b>	0.672	64.35	<b>1:52.596</b>	10
13	11	Sam JARVIS	Mazda MX-5 Mk1	11	21:16.726	<b>45.277</b>	15.228	63.58	<b>1:53.891</b>	2
14	14	Elliott HANN	Mazda MX-5 Mk1	11	21:18.335	<b>46.886</b>	1.609	63.50	<b>1:54.537</b>	3
15	78	Richard BARTLETT (M)	Mazda MX-5 Mk1	11	21:32.732	<b>1:01.283</b>	14.397	62.79	<b>1:54.315</b>	2
16	9	James LOVE	Mazda MX-5 Mk1	11	21:43.941	<b>1:12.492</b>	11.209	62.25	<b>1:56.133</b>	7
17	53	Jonathan FIELDSEND (M)	Mazda MX-5 Mk1	11	21:44.021	<b>1:12.572</b>	0.080	62.25	<b>1:53.975</b>	10
18	58	Dale WHITEMAN (M)	Mazda MX-5 Mk1	11	21:56.552	<b>1:25.103</b>	12.531	61.66	<b>1:56.705</b>	9
NOT CLASSIFIED										
DNF	44	Bill TAYLOR	Mazda MX-5 Mk1	3	6:29.330	<b>8 Laps</b>	8 Laps	56.86	<b>1:55.498</b>	2
DNF	45	Graham RUMSEY (M)	Mazda MX-5 Mk1	0						
DQ	22	Paul TUCKER (M)	Mazda MX-5 Mk1	0						

### FASTEST LAP

18	Clive POWLES (M)	Mazda MX-5 Mk1	5	1:50.639	66.70 mph	107.34 kph
----	------------------	----------------	---	----------	-----------	------------

Car 22 - Disqualified from the results of the race - Contravention of MSA Regulation C1.1.5

Weather / Track : Cloudy / Dry

These results are provisional until the conclusion of any judicial and technical matters.

Rockingham ISS Long

Circuit Length = 2.0500 miles

Start: 14:08 Flag 14:29 End: 14:30

Clerk Of Course :	Timekeeper :
-------------------	--------------

# BRSCC Mazda MX-5 Championship - 3B

## RACE 14 RESTART - LAP CHART

LAP 1 @ 14:10:36.664			LAP 2 @ 14:12:28.191			LAP 3 @ 14:14:19.153			LAP 4 @ 14:16:10.333			LAP 5 @ 14:18:00.972		
NO	BEHIND	LAP TIME	NO	BEHIND	LAP TIME	NO	BEHIND	LAP TIME	NO	BEHIND	LAP TIME	NO	BEHIND	LAP TIME
18		1:57.895	18		1:51.527	18		1:50.962	18		1:51.180	18		1:50.639
31	1.381	1:59.276	31	1.713	1:51.859	31	3.277	1:52.526	31	3.760	1:51.663	31	4.651	1:51.530
19	2.029	1:59.924	13	3.092	1:51.747	13	4.032	1:51.902	13	4.120	1:51.268	13	4.971	1:51.490
25	2.613	2:00.508	19	3.678	1:53.176	19	5.047	1:52.331	19	5.809	1:51.942	19	5.895	1:50.725
13	2.872	2:00.767	25	4.177	1:53.091	722	5.382	1:51.941	722	6.416	1:52.214	722	7.491	1:51.714
722	3.578	2:01.473	722	4.403	1:52.352	25	5.692	1:52.477	25	6.635	1:52.123	25	7.684	1:51.688
2	4.087	2:01.982	2	4.981	1:52.421	2	6.210	1:52.191	2	6.789	1:51.759	2	8.232	1:52.082
74	5.263	2:03.158	74	6.411	1:52.675	74	8.307	1:52.858	90	9.906	1:52.629	90	12.288	1:53.021
90	5.767	2:03.662	90	6.825	1:52.585	90	8.457	1:52.594	74	10.489	1:53.362	74	12.589	1:52.739
20	6.339	2:04.234	20	8.492	1:53.680	20	10.736	1:53.206	22	12.000	1:51.922	22	13.038	1:51.677
11	7.562	2:05.457	11	9.926	1:53.891	22	11.258	1:52.120	20	13.703	1:54.147	20	16.677	1:53.613
14	8.282	2:06.177	22	10.100	1:52.536	11	13.066	1:54.102	11	16.266	1:54.380	96	18.130	1:52.281
22	9.091	2:06.986	14	11.625	1:54.870	14	15.200	1:54.537	96	16.488	1:52.333	60	21.136	1:53.840
60	11.378	2:09.273	60	13.422	1:53.571	96	15.335	1:52.529	60	17.935	1:53.114	11	21.734	1:56.107
9	11.622	2:09.517	96	13.768	1:52.901	60	16.001	1:53.541	14	20.094	1:56.074	14	24.831	1:55.376
96	12.394	2:10.289	44	16.619	1:55.498	9	27.104	1:59.376	9	33.201	1:57.277	9	40.188	1:57.626
44	12.648	2:10.543	9	18.690	1:58.595	53	27.516	1:59.492	53	33.553	1:57.217	78	40.756	1:57.457
53	13.081	2:10.976	53	18.986	1:57.432	58	28.127	1:59.391	78	33.938	1:56.594	53	41.967	1:59.053
58	13.421	2:11.316	58	19.698	1:57.804	78	28.524	1:58.557	58	39.133	2:02.186	58	45.619	1:57.125
78	18.141	2:16.036	78	20.929	1:54.315	44	48.946	2:23.289 P						

Weather / Track : Cloudy / Dry

Results can be found at [www.tsl-timing.com](http://www.tsl-timing.com)

Page 1 of 3

Rockingham ISS Long  
Circuit Length = 2.0500 miles  
Start: 14:08 Flag 14:29 End: 14:30

Printed - 14:37 Sunday, 16 September 2018

# BRSCC Mazda MX-5 Championship - 3B

## RACE 14 RESTART - LAP CHART

LAP 6 @ 14:19:52.051			LAP 7 @ 14:21:43.505			LAP 8 @ 14:23:35.204			LAP 9 @ 14:25:26.671			LAP 10 @ 14:27:18.346		
NO	BEHIND	LAP TIME	NO	BEHIND	LAP TIME	NO	BEHIND	LAP TIME	NO	BEHIND	LAP TIME	NO	BEHIND	LAP TIME
18		1:51.079	18		1:51.454	18		1:51.699	18		1:51.467	18		1:51.675
13	5.202	1:51.310	13	5.609	1:51.861	13	4.742	1:50.832	13	4.973	1:51.698	13	5.278	1:51.980
19	6.943	1:52.127	19	7.193	1:51.704	19	7.621	1:52.127	19	9.353	1:53.199	19	11.407	1:53.729
31	7.333	1:53.761	31	7.614	1:51.735	31	8.181	1:52.266	31	9.757	1:53.043	31	11.686	1:53.604
722	10.230	1:53.818	2	11.004	1:51.823	2	10.828	1:51.523	2	11.259	1:51.898	25	12.408	1:52.411
25	10.498	1:53.893	25	11.573	1:52.529	25	11.089	1:51.215	25	11.672	1:52.050	2	12.679	1:53.095
2	10.635	1:53.482	722	12.029	1:53.253	722	13.236	1:52.906	722	14.209	1:52.440	722	15.819	1:53.285
90	14.437	1:53.228	90	15.843	1:52.860	22	16.538	1:52.338	22	17.471	1:52.400	22	17.868	1:52.072
22	14.467	1:52.508	22	15.899	1:52.886	90	17.300	1:53.156	74	20.102	1:54.009	74	22.654	1:54.227
74	15.322	1:53.812	74	16.729	1:52.861	74	17.560	1:52.530	90	20.450	1:54.617	90	23.193	1:54.418
20	18.712	1:53.114	96	22.083	1:54.006	96	22.585	1:52.201	96	23.559	1:52.441	96	23.764	1:51.880
96	19.531	1:52.480	20	22.779	1:55.521	20	23.942	1:52.862	20	25.731	1:53.256	20	27.183	1:53.127
60	23.212	1:53.155	60	25.261	1:53.503	60	26.378	1:52.816	60	27.894	1:52.983	60	28.815	1:52.596
11	25.502	1:54.847	11	29.069	1:55.021	11	32.643	1:55.273	11	36.526	1:55.350	11	40.429	1:55.578
14	28.454	1:54.702	14	32.167	1:55.167	14	35.871	1:55.403	14	39.902	1:55.498	14	43.526	1:55.299
78	44.356	1:54.679	78	48.519	1:55.617	78	51.772	1:54.952	78	55.329	1:55.024	78	58.307	1:54.653
9	45.863	1:56.754	9	50.542	1:56.133	9	56.328	1:57.485	9	1:01.389	1:56.528	9	1:06.752	1:57.038
53	46.207	1:55.319	53	50.669	1:55.916	53	1:04.154	2:05.184	53	1:07.556	1:54.869	53	1:09.856	1:53.975
58	53.022	1:58.482	58	1:00.263	1:58.695	58	1:07.304	1:58.740	58	1:12.542	1:56.705	58	1:18.748	1:57.881

Weather / Track : Cloudy / Dry

Results can be found at [www.tsl-timing.com](http://www.tsl-timing.com)

Page 2 of 3

Rockingham ISS Long  
 Circuit Length = 2.0500 miles  
 Start: 14:08 Flag 14:29 End: 14:30

Printed - 14:37 Sunday, 16 September 2018

# BRSCC Mazda MX-5 Championship - 3B

## RACE 14 RESTART - LAP CHART

**LAP 11 @ 14:29:10.218**

NO	BEHIND	LAP TIME
18		1:51.872
13	6.050	1:52.644
31	11.209	1:51.395
19	11.742	1:52.207
25	12.235	1:51.699
2	14.360	1:53.553
722	16.718	1:52.771
22	17.703	1:51.707
74	24.439	1:53.657
96	25.008	1:53.116
90	25.681	1:54.360
20	29.377	1:54.066
60	30.049	1:53.106
11	45.277	1:56.720
14	46.886	1:55.232
78	1:01.283	1:54.848
9	1:12.492	1:57.612
53	1:12.572	1:54.588
58	1:25.103	1:58.227

Weather / Track : Cloudy / Dry

Results can be found at [www.tsl-timing.com](http://www.tsl-timing.com)

Page 3 of 3

Rockingham ISS Long  
Circuit Length = 2.0500 miles  
Start: 14:08 Flag 14:29 End: 14:30

Printed - 14:37 Sunday, 16 September 2018

# BRSCC Mazda MX-5 Championship - 3B

## RACE 14 RESTART - LAP ANALYSIS

DIFF = Difference To Personal Best Lap

<b>P1 18 Clive POWLES (M)</b>				
LAP	LAP TIME	DIFF	MPH	TIME OF DAY
1 -	1:57.895	7.256	62.59	14:10:36.664
2 -	1:51.527	0.888	66.17	14:12:28.191
3 -	1:50.962 (2)	0.323	66.50	14:14:19.153
4 -	1:51.180	0.541	66.37	14:16:10.333
<b>5 -</b>	<b>1:50.639 (1)</b>		<b>66.70</b>	<b>14:18:00.972</b>
6 -	1:51.079 (3)	0.440	66.43	14:19:52.051
7 -	1:51.454	0.815	66.21	14:21:43.505
8 -	1:51.699	1.060	66.07	14:23:35.204
9 -	1:51.467	0.828	66.20	14:25:26.671
10 -	1:51.675	1.036	66.08	14:27:18.346
11 -	1:51.872	1.233	65.96	14:29:10.218

<b>P2 13 Scott LEACH (M)</b>				
LAP	LAP TIME	DIFF	MPH	TIME OF DAY
1 -	2:00.767	9.935	61.10	14:10:39.536
2 -	1:51.747	0.915	66.04	14:12:31.283
3 -	1:51.902	1.070	65.95	14:14:23.185
4 -	1:51.268 (2)	0.436	66.32	14:16:14.453
5 -	1:51.490	0.658	66.19	14:18:05.943
6 -	1:51.310 (3)	0.478	66.30	14:19:57.253
7 -	1:51.861	1.029	65.97	14:21:49.114
<b>8 -</b>	<b>1:50.832 (1)</b>		<b>66.58</b>	<b>14:23:39.946</b>
9 -	1:51.698	0.866	66.07	14:25:31.644
10 -	1:51.980	1.148	65.90	14:27:23.624
11 -	1:52.644	1.812	65.51	14:29:16.268

<b>P3 31 Bryn GRIFFITHS (M)</b>				
LAP	LAP TIME	DIFF	MPH	TIME OF DAY
1 -	1:59.276	7.881	61.87	14:10:38.045
2 -	1:51.859	0.464	65.97	14:12:29.904
3 -	1:52.526	1.131	65.58	14:14:22.430
4 -	1:51.663 (3)	0.268	66.09	14:16:14.093
5 -	1:51.530 (2)	0.135	66.17	14:18:05.623
6 -	1:53.761	2.366	64.87	14:19:59.384
7 -	1:51.735	0.340	66.04	14:21:51.119
8 -	1:52.266	0.871	65.73	14:23:43.385
9 -	1:53.043	1.648	65.28	14:25:36.428
10 -	1:53.604	2.209	64.96	14:27:30.032
<b>11 -</b>	<b>1:51.395 (1)</b>		<b>66.25</b>	<b>14:29:21.427</b>

<b>P4 19 Oliver ROBINSON (M)</b>				
LAP	LAP TIME	DIFF	MPH	TIME OF DAY
1 -	1:59.924	9.199	61.53	14:10:38.693
2 -	1:53.176	2.451	65.20	14:12:31.869
3 -	1:52.331	1.606	65.69	14:14:24.200
4 -	1:51.942 (3)	1.217	65.92	14:16:16.142
<b>5 -</b>	<b>1:50.725 (1)</b>		<b>66.65</b>	<b>14:18:06.867</b>
6 -	1:52.127	1.402	65.81	14:19:58.994
7 -	1:51.704 (2)	0.979	66.06	14:21:50.698
8 -	1:52.127	1.402	65.81	14:23:42.825
9 -	1:53.199	2.474	65.19	14:25:36.024
10 -	1:53.729	3.004	64.89	14:27:29.753
11 -	1:52.207	1.482	65.77	14:29:21.960

<b>P5 25 Ivan LEARY (M)</b>				
LAP	LAP TIME	DIFF	MPH	TIME OF DAY
1 -	2:00.508	9.293	61.24	14:10:39.277
2 -	1:53.091	1.876	65.25	14:12:32.368

DIFF = Difference To Personal Best Lap

3 -	1:52.477	1.262	65.61	14:14:24.845
4 -	1:52.123	0.908	65.82	14:16:16.968
5 -	1:51.688 (2)	0.473	66.07	14:18:08.656
6 -	1:53.893	2.678	64.79	14:20:02.549
7 -	1:52.529	1.314	65.58	14:21:55.078
<b>8 -</b>	<b>1:51.215 (1)</b>		<b>66.35</b>	<b>14:23:46.293</b>
9 -	1:52.050	0.835	65.86	14:25:38.343
10 -	1:52.411	1.196	65.65	14:27:30.754
11 -	1:51.699 (3)	0.484	66.07	14:29:22.453

<b>P6 2 Jake STYLES (U-18)</b>				
LAP	LAP TIME	DIFF	MPH	TIME OF DAY
1 -	2:01.982	10.459	60.50	14:10:40.751
2 -	1:52.421	0.898	65.64	14:12:33.172
3 -	1:52.191	0.668	65.78	14:14:25.363
4 -	1:51.759 (2)	0.236	66.03	14:16:17.122
5 -	1:52.082	0.559	65.84	14:18:09.204
6 -	1:53.482	1.959	65.03	14:20:02.686
7 -	1:51.823 (3)	0.300	65.99	14:21:54.509
<b>8 -</b>	<b>1:51.523 (1)</b>		<b>66.17</b>	<b>14:23:46.032</b>
9 -	1:51.898	0.375	65.95	14:25:37.930
10 -	1:53.095	1.572	65.25	14:27:31.025
11 -	1:53.553	2.030	64.99	14:29:24.578

<b>P7 722 Alan HAWKINS (M)</b>				
LAP	LAP TIME	DIFF	MPH	TIME OF DAY
1 -	2:01.473	9.759	60.75	14:10:40.242
2 -	1:52.352	0.638	65.68	14:12:32.594
3 -	1:51.941 (2)	0.227	65.92	14:14:24.535
4 -	1:52.214 (3)	0.500	65.76	14:16:16.749
<b>5 -</b>	<b>1:51.714 (1)</b>		<b>66.06</b>	<b>14:18:08.463</b>
6 -	1:53.818	2.104	64.84	14:20:02.281
7 -	1:53.253	1.539	65.16	14:21:55.534
8 -	1:52.906	1.192	65.36	14:23:48.440
9 -	1:52.440	0.726	65.63	14:25:40.880
10 -	1:53.285	1.571	65.14	14:27:34.165
11 -	1:52.771	1.057	65.44	14:29:26.936

<b>P8 22 Paul TUCKER (M)</b>				
LAP	LAP TIME	DIFF	MPH	TIME OF DAY
1 -	2:06.986	15.309	58.11	14:10:45.755
2 -	1:52.536	0.859	65.57	14:12:38.291
3 -	1:52.120	0.443	65.82	14:14:30.411
4 -	1:51.922 (3)	0.245	65.93	14:16:22.333
<b>5 -</b>	<b>1:51.677 (1)</b>		<b>66.08</b>	<b>14:18:14.010</b>
6 -	1:52.508	0.831	65.59	14:20:06.518
7 -	1:52.886	1.209	65.37	14:21:59.404
8 -	1:52.338	0.661	65.69	14:23:51.742
9 -	1:52.400	0.723	65.65	14:25:44.142
10 -	1:52.072	0.395	65.85	14:27:36.214
11 -	1:51.707 (2)	0.030	66.06	14:29:27.921

<b>P9 74 Clive CHISNALL (M)</b>				
LAP	LAP TIME	DIFF	MPH	TIME OF DAY
1 -	2:03.158	10.628	59.92	14:10:41.927
2 -	1:52.675 (2)	0.145	65.49	14:12:34.602
3 -	1:52.858	0.328	65.39	14:14:27.460
4 -	1:53.362	0.832	65.10	14:16:20.822
5 -	1:52.739 (3)	0.209	65.46	14:18:13.561
6 -	1:53.812	1.282	64.84	14:20:07.373
7 -	1:52.861	0.331	65.39	14:22:00.234

Rockingham ISS Long  
Circuit Length = 2.0500 miles  
Start: 14:08 Flag 14:29 End: 14:30

Weather / Track : Cloudy / Dry

# BRSCC Mazda MX-5 Championship - 3B

## RACE 14 RESTART - LAP ANALYSIS

DIFF = Difference To Personal Best Lap

8 -	<b>1:52.530 (1)</b>		<b>65.58</b>	<b>14:23:52.764</b>
9 -	1:54.009	1.479	64.73	14:25:46.773
10 -	1:54.227	1.697	64.60	14:27:41.000
11 -	1:53.657	1.127	64.93	14:29:34.657

P10 96 Charles MUGGLESTONE				
LAP	LAP TIME	DIFF	MPH	TIME OF DAY

1 -	2:10.289	18.409	56.64	14:10:49.058
2 -	1:52.901	1.021	65.36	14:12:41.959
3 -	1:52.529	0.649	65.58	14:14:34.488
4 -	1:52.333	0.453	65.69	14:16:26.821
5 -	1:52.281 (3)	0.401	65.72	14:18:19.102
6 -	1:52.480	0.600	65.61	14:20:11.582
7 -	1:54.006	2.126	64.73	14:22:05.588
8 -	1:52.201 (2)	0.321	65.77	14:23:57.789
9 -	1:52.441	0.561	65.63	14:25:50.230
<b>10 -</b>	<b>1:51.880 (1)</b>		<b>65.96</b>	<b>14:27:42.110</b>
11 -	1:53.116	1.236	65.24	14:29:35.226

P11 90 Bruce ROBINSON (M)				
LAP	LAP TIME	DIFF	MPH	TIME OF DAY

1 -	2:03.662	11.077	59.67	14:10:42.431
<b>2 -</b>	<b>1:52.585 (1)</b>		<b>65.55</b>	<b>14:12:35.016</b>
3 -	1:52.594 (2)	0.009	65.54	14:14:27.610
4 -	1:52.629 (3)	0.044	65.52	14:16:20.239
5 -	1:53.021	0.436	65.29	14:18:13.260
6 -	1:53.228	0.643	65.17	14:20:06.488
7 -	1:52.860	0.275	65.39	14:21:59.348
8 -	1:53.156	0.571	65.21	14:23:52.504
9 -	1:54.617	2.032	64.38	14:25:47.121
10 -	1:54.418	1.833	64.50	14:27:41.539
11 -	1:54.360	1.775	64.53	14:29:35.899

P12 20 Christopher GINN (M)				
LAP	LAP TIME	DIFF	MPH	TIME OF DAY

1 -	2:04.234	11.372	59.40	14:10:43.003
2 -	1:53.680	0.818	64.91	14:12:36.683
3 -	1:53.206	0.344	65.19	14:14:29.889
4 -	1:54.147	1.285	64.65	14:16:24.036
5 -	1:53.613	0.751	64.95	14:18:17.649
6 -	1:53.114 (2)	0.252	65.24	14:20:10.763
7 -	1:55.521	2.659	63.88	14:22:06.284
<b>8 -</b>	<b>1:52.862 (1)</b>		<b>65.38</b>	<b>14:23:59.146</b>
9 -	1:53.256	0.394	65.16	14:25:52.402
10 -	1:53.127 (3)	0.265	65.23	14:27:45.529
11 -	1:54.066	1.204	64.69	14:29:39.595

P13 60 Nick LE DOYEN (M)				
LAP	LAP TIME	DIFF	MPH	TIME OF DAY

1 -	2:09.273	16.677	57.08	14:10:48.042
2 -	1:53.571	0.975	64.98	14:12:41.613
3 -	1:53.541	0.945	64.99	14:14:35.154
4 -	1:53.114	0.518	65.24	14:16:28.268
5 -	1:53.840	1.244	64.82	14:18:22.108
6 -	1:53.155	0.559	65.22	14:20:15.263
7 -	1:53.503	0.907	65.02	14:22:08.766
8 -	1:52.816 (2)	0.220	65.41	14:24:01.582
9 -	1:52.983 (3)	0.387	65.31	14:25:54.565
<b>10 -</b>	<b>1:52.596 (1)</b>		<b>65.54</b>	<b>14:27:47.161</b>
11 -	1:53.106	0.510	65.24	14:29:40.267

DIFF = Difference To Personal Best Lap

P14 11 Sam JARVIS				
LAP	LAP TIME	DIFF	MPH	TIME OF DAY

1 -	2:05.457	11.566	58.82	14:10:44.226
<b>2 -</b>	<b>1:53.891 (1)</b>		<b>64.79</b>	<b>14:12:38.117</b>
3 -	1:54.102 (2)	0.211	64.67	14:14:32.219
4 -	1:54.380 (3)	0.489	64.52	14:16:26.599
5 -	1:56.107	2.216	63.56	14:18:22.706
6 -	1:54.847	0.956	64.25	14:20:17.553
7 -	1:55.021	1.130	64.16	14:22:12.574
8 -	1:55.273	1.382	64.02	14:24:07.847
9 -	1:55.350	1.459	63.97	14:26:03.197
10 -	1:55.578	1.687	63.85	14:27:58.775
11 -	1:56.720	2.829	63.22	14:29:55.495

P15 14 Elliott HANN				
LAP	LAP TIME	DIFF	MPH	TIME OF DAY

1 -	2:06.177	11.640	58.48	14:10:44.946
2 -	1:54.870 (3)	0.333	64.24	14:12:39.816
<b>3 -</b>	<b>1:54.537 (1)</b>		<b>64.43</b>	<b>14:14:34.353</b>
4 -	1:56.074	1.537	63.58	14:16:30.427
5 -	1:55.376	0.839	63.96	14:18:25.803
6 -	1:54.702 (2)	0.165	64.34	14:20:20.505
7 -	1:55.167	0.630	64.08	14:22:15.672
8 -	1:55.403	0.866	63.94	14:24:11.075
9 -	1:55.498	0.961	63.89	14:26:06.573
10 -	1:55.299	0.762	64.00	14:28:01.872
11 -	1:55.232	0.695	64.04	14:29:57.104

P16 78 Richard BARTLETT (M)				
LAP	LAP TIME	DIFF	MPH	TIME OF DAY

1 -	2:16.036	21.721	54.25	14:10:54.805
<b>2 -</b>	<b>1:54.315 (1)</b>		<b>64.55</b>	<b>14:12:49.120</b>
3 -	1:58.557	4.242	62.24	14:14:47.677
4 -	1:56.594	2.279	63.29	14:16:44.271
5 -	1:57.457	3.142	62.83	14:18:41.728
6 -	1:54.679 (3)	0.364	64.35	14:20:36.407
7 -	1:55.617	1.302	63.83	14:22:32.024
8 -	1:54.952	0.637	64.20	14:24:26.976
9 -	1:55.024	0.709	64.16	14:26:22.000
10 -	1:54.653 (2)	0.338	64.36	14:28:16.653
11 -	1:54.848	0.533	64.25	14:30:11.501

P17 9 James LOVE				
LAP	LAP TIME	DIFF	MPH	TIME OF DAY

1 -	2:09.517	13.384	56.98	14:10:48.286
2 -	1:58.595	2.462	62.22	14:12:46.881
3 -	1:59.376	3.243	61.82	14:14:46.257
4 -	1:57.277	1.144	62.92	14:16:43.534
5 -	1:57.626	1.493	62.74	14:18:41.160
6 -	1:56.754 (3)	0.621	63.20	14:20:37.914
<b>7 -</b>	<b>1:56.133 (1)</b>		<b>63.54</b>	<b>14:22:34.047</b>
8 -	1:57.485	1.352	62.81	14:24:31.532
9 -	1:56.528 (2)	0.395	63.33	14:26:28.060
10 -	1:57.038	0.905	63.05	14:28:25.098
11 -	1:57.612	1.479	62.74	14:30:22.710

P18 53 Jonathan FIELDSEND (M)				
LAP	LAP TIME	DIFF	MPH	TIME OF DAY

1 -	2:10.976	17.001	56.34	14:10:49.745
2 -	1:57.432	3.457	62.84	14:12:47.177

Rockingham ISS Long  
Circuit Length = 2.0500 miles  
Start: 14:08 Flag 14:29 End: 14:30

Weather / Track : Cloudy / Dry

# BRSCC Mazda MX-5 Championship - 3B

## RACE 14 RESTART - LAP ANALYSIS

DIFF = Difference To Personal Best Lap

3 -	1:59.492	5.517	61.76	14:14:46.669
4 -	1:57.217	3.242	62.96	14:16:43.886
5 -	1:59.053	5.078	61.98	14:18:42.939
6 -	1:55.319	1.344	63.99	14:20:38.258
7 -	1:55.916	1.941	63.66	14:22:34.174
8 -	2:05.184	11.209	58.95	14:24:39.358
9 -	1:54.869 (3)	0.894	64.24	14:26:34.227
<b>10 -</b>	<b>1:53.975 (1)</b>		<b>64.75</b>	<b>14:28:28.202</b>
11 -	1:54.588 (2)	0.613	64.40	14:30:22.790

### P19 58 Dale WHITEMAN (M)

LAP	LAP TIME	DIFF	MPH	TIME OF DAY
1 -	2:11.316	14.611	56.19	14:10:50.085
2 -	1:57.804 (3)	1.099	62.64	14:12:47.889
3 -	1:59.391	2.686	61.81	14:14:47.280
4 -	2:02.186	5.481	60.39	14:16:49.466
5 -	1:57.125 (2)	0.420	63.00	14:18:46.591
6 -	1:58.482	1.777	62.28	14:20:45.073
7 -	1:58.695	1.990	62.17	14:22:43.768
8 -	1:58.740	2.035	62.15	14:24:42.508
<b>9 -</b>	<b>1:56.705 (1)</b>		<b>63.23</b>	<b>14:26:39.213</b>
10 -	1:57.881	1.176	62.60	14:28:37.094
11 -	1:58.227	1.522	62.42	14:30:35.321

### P20 44 Bill TAYLOR

LAP	LAP TIME	DIFF	MPH	TIME OF DAY
1 -	2:10.543 (2)	15.045	56.53	14:10:49.312
<b>2 -</b>	<b>1:55.498 (1)</b>		<b>63.89</b>	<b>14:12:44.810</b>
3 -	2:23.289 P	27.791	51.50	14:15:08.099