



BRSCC Mazda MX-5 Championship

Donington Park National Circuit

20th / 21st October 2018



Results Provided by Timing Solutions Ltd
www.tsl-timing.com

BRSCC Mazda MX-5 Championship

QUALIFYING - GROUP 1 - CLASSIFICATION

POS	NO	NAME	ENTRY	TIME	ON	LAPS	GAP	DIFF	MPH
1	67	Ben SHORT	Mazda MX-5 Mk1	1:24.255	5	10			84.56
2	63	Oliver ALLWOOD	Mazda MX-5 Mk1	1:24.939	12	13	0.684	0.684	83.87
3	83	Brian TROTT (M)	Mazda MX-5 Mk1	1:25.037	6	13	0.782	0.098	83.78
4	42	Paul BATEMAN (M)	Mazda MX-5 Mk1	1:25.067	13	13	0.812	0.030	83.75
5	1	Will BLACKWELL-CHAMBERS	Mazda MX-5 Mk1	1:25.125	12	14	0.870	0.058	83.69
6	55	Matt POLLARD	Mazda MX-5 Mk1	1:25.611	11	14	1.356	0.486	83.22
7	81	Sebastian FISHER	Mazda MX-5 Mk1	1:25.730	9	14	1.475	0.119	83.10
8	54*	Marcus BAILEY (M)	Mazda MX-5 Mk1	1:25.840	14	14	1.585	0.110	82.99
9	94	Charlie BURGE	Mazda MX-5 Mk1	1:25.966	4	13	1.711	0.126	82.87
10	23	Martin TOLLEY (M)	Mazda MX-5 Mk1	1:26.097	13	13	1.842	0.131	82.75
11	74	Clive CHISNALL (M)	Mazda MX-5 Mk1	1:26.135	9	11	1.880	0.038	82.71
12	7*	Adrian BURGE (M)	Mazda MX-5 Mk1	1:26.327	11	13	2.072	0.192	82.53
13	39*	Christina HOLLEY	Mazda MX-5 Mk1	1:26.621	10	13	2.366	0.294	82.25
14	26	Charlie RAWLES	Mazda MX-5 Mk1	1:26.762	13	13	2.507	0.141	82.11
15	13	Scott LEACH (M)	Mazda MX-5 Mk1	1:26.800	13	14	2.545	0.038	82.08
16	27	Christopher STAPLETON	Mazda MX-5 Mk1	1:26.801	13	13	2.546	0.001	82.08
17	411	Joshua BRENT	Mazda MX-5 Mk1	1:26.865	13	14	2.610	0.064	82.01
18	24*	Oliver GRAHAM	Mazda MX-5 Mk1	1:26.985	4	13	2.730	0.120	81.90
19	79*	Rafal DRZASZCZ	Mazda MX-5 Mk1	1:27.089	14	14	2.834	0.104	81.80
20	3*	Richard WOOTTEN	Mazda MX-5 Mk1	1:27.231	11	13	2.976	0.142	81.67
21	544	Jack MOODY	Mazda MX-5 Mk1	1:27.396	5	12	3.141	0.165	81.52
22	31*	Bryn GRIFFITHS (M)	Mazda MX-5 Mk1	1:27.836	7	12	3.581	0.440	81.11
23	20	Christopher GINN(M)	Mazda MX-5 Mk1	1:27.875	12	13	3.620	0.039	81.07
24	21	Orlando LINDSAY	Mazda MX-5 Mk1	1:28.063	9	13	3.808	0.188	80.90
25	722	Alan HAWKINS (M)	Mazda MX-5 Mk1	1:28.175	12	13	3.920	0.112	80.80
26	75	Bruce CARTER (M)	Mazda MX-5 Mk1	1:28.381	13	13	4.126	0.206	80.61
27	45	Graham RUMSEY (M)	Mazda MX-5 Mk1	1:29.406	6	13	5.151	1.025	79.68
28	14	Elliott HANN	Mazda MX-5 Mk1	1:29.421	12	13	5.166	0.015	79.67
29	16	Dugald MACGREGOR (M)	Mazda MX-5 Mk1	1:30.402	10	13	6.147	0.981	78.81
30	9	James LOVE	Mazda MX-5 Mk1	1:31.409	7	13	7.154	1.007	77.94
31	30	Kristofer GREATREX	Mazda MX-5 Mk1			0			

Car 31 – Please fit a working transponder MSA Q12.2.1
 No. 3, 7, 24, 39, 54 - 1 Lap time disallowed; exceeding track limits.
 No. 79 - 2 Lap times disallowed; exceeding track limits.

Donington Park National
 Circuit Length = 1.9790 miles
 Start: 09:06 Flag 09:26 End: 09:28

Weather / Track : Cloudy / Dry

These results are provisional until the conclusion of any judicial and technical matters.

Clerk Of Course :	Timekeeper :
-------------------	--------------

BRSCC Mazda MX-5 Championship

QUALIFYING - GROUP 1 - LAP ANALYSIS

DIFF = Difference To Personal Best Lap

P1 67 Ben SHORT				
LAP	LAP TIME	DIFF	MPH	TIME OF DAY
1 -	1:28.147	3.892	80.82	09:08:21.133
2 -	1:25.360	1.105	83.46	09:09:46.493
3 -	1:25.135	0.880	83.68	09:11:11.628
4 -	1:25.028	0.773	83.79	09:12:36.656
5 -	1:24.255 (1)		84.56	09:14:00.911
6 -	1:25.541	1.286	83.28	09:15:26.452
7 -	1:24.830 (3)	0.575	83.98	09:16:51.282
8 -	1:24.692 (2)	0.437	84.12	09:18:15.974
9 -	1:24.915	0.660	83.90	09:19:40.889
10 -	1:27.143 P	2.888	81.75	09:21:08.032

P2 63 Oliver ALLWOOD				
LAP	LAP TIME	DIFF	MPH	TIME OF DAY
1 -	1:34.450	9.511	75.43	09:09:23.132
2 -	1:26.138	1.199	82.71	09:10:49.270
3 -	1:25.541	0.602	83.28	09:12:14.811
4 -	1:25.311	0.372	83.51	09:13:40.122
5 -	1:25.415	0.476	83.41	09:15:05.537
6 -	1:25.019 (3)	0.080	83.80	09:16:30.556
7 -	1:26.826	1.887	82.05	09:17:57.382
8 -	1:25.636	0.697	83.19	09:19:23.018
9 -	1:25.076	0.137	83.74	09:20:48.094
10 -	1:26.502	1.563	82.36	09:22:14.596
11 -	1:28.422	3.483	80.57	09:23:43.018
12 -	1:24.939 (1)		83.87	09:25:07.957
13 -	1:24.985 (2)	0.046	83.83	09:26:32.942

P3 83 Brian TROTT (M)				
LAP	LAP TIME	DIFF	MPH	TIME OF DAY
1 -	1:33.932	8.895	75.84	09:09:23.292
2 -	1:26.244	1.207	82.61	09:10:49.536
3 -	1:25.555	0.518	83.27	09:12:15.091
4 -	1:25.354 (3)	0.317	83.47	09:13:40.445
5 -	1:25.363	0.326	83.46	09:15:05.808
6 -	1:25.037 (1)		83.78	09:16:30.845
7 -	1:26.274	1.237	82.58	09:17:57.119
8 -	1:25.546	0.509	83.28	09:19:22.665
9 -	1:25.322 (2)	0.285	83.50	09:20:47.987
10 -	1:26.329	1.292	82.52	09:22:14.316
11 -	1:28.009	2.972	80.95	09:23:42.325
12 -	1:25.505	0.468	83.32	09:25:07.830
13 -	1:25.372	0.335	83.45	09:26:33.202

P4 42 Paul BATEMAN (M)				
LAP	LAP TIME	DIFF	MPH	TIME OF DAY
1 -	1:33.990	8.923	75.80	09:09:23.874
2 -	1:26.420	1.353	82.44	09:10:50.294
3 -	1:25.378	0.311	83.44	09:12:15.672
4 -	1:25.318 (3)	0.251	83.50	09:13:40.990
5 -	1:26.491	1.424	82.37	09:15:07.481
6 -	1:25.452	0.385	83.37	09:16:32.933
7 -	1:26.100	1.033	82.74	09:17:59.033
8 -	1:26.619	1.552	82.25	09:19:25.652
9 -	1:26.003	0.936	82.84	09:20:51.655
10 -	1:25.547	0.480	83.28	09:22:17.202
11 -	1:26.586	1.519	82.28	09:23:43.788
12 -	1:25.154 (2)	0.087	83.66	09:25:08.942
13 -	1:25.067 (1)		83.75	09:26:34.009

DIFF = Difference To Personal Best Lap

P5 1 Will BLACKWELL-CHAMBERS				
LAP	LAP TIME	DIFF	MPH	TIME OF DAY
1 -	1:28.875	3.750	80.16	09:08:05.980
2 -	1:26.599	1.474	82.27	09:09:32.579
3 -	1:25.893	0.768	82.94	09:10:58.472
4 -	1:25.355	0.230	83.47	09:12:23.827
5 -	1:25.481	0.356	83.34	09:13:49.308
6 -	1:25.355	0.230	83.47	09:15:14.663
7 -	1:25.450	0.325	83.37	09:16:40.113
8 -	1:25.554	0.429	83.27	09:18:05.667
9 -	1:25.418	0.293	83.40	09:19:31.085
10 -	1:25.405	0.280	83.42	09:20:56.490
11 -	1:25.207 (2)	0.082	83.61	09:22:21.697
12 -	1:25.125 (1)		83.69	09:23:46.822
13 -	1:25.650	0.525	83.18	09:25:12.472
14 -	1:25.224 (3)	0.099	83.59	09:26:37.696

P6 55 Matt POLLARD				
LAP	LAP TIME	DIFF	MPH	TIME OF DAY
1 -	1:45.102	19.491	67.78	09:08:46.195
2 -	1:27.681	2.070	81.25	09:10:13.876
3 -	1:28.757	3.146	80.27	09:11:42.633
4 -	1:26.877	1.266	82.00	09:13:09.510
5 -	1:27.544	1.933	81.38	09:14:37.054
6 -	1:26.330	0.719	82.52	09:16:03.384
7 -	1:26.544	0.933	82.32	09:17:29.928
8 -	1:25.854 (2)	0.243	82.98	09:18:55.782
9 -	1:26.923	1.312	81.96	09:20:22.705
10 -	1:26.077 (3)	0.466	82.77	09:21:48.782
11 -	1:25.611 (1)		83.22	09:23:14.393
12 -	1:29.079	3.468	79.98	09:24:43.472
13 -	1:26.190	0.579	82.66	09:26:09.662
14 -	1:26.116	0.505	82.73	09:27:35.778

P7 81 Sebastian FISHER				
LAP	LAP TIME	DIFF	MPH	TIME OF DAY
1 -	1:32.252	6.522	77.23	09:08:26.810
2 -	1:33.268	7.538	76.38	09:10:00.078
3 -	1:28.794	3.064	80.23	09:11:28.872
4 -	1:26.438	0.708	82.42	09:12:55.310
5 -	1:26.816	1.086	82.06	09:14:22.126
6 -	1:26.033	0.303	82.81	09:15:48.159
7 -	1:27.198	1.468	81.70	09:17:15.357
8 -	1:26.297	0.567	82.55	09:18:41.654
9 -	1:25.730 (1)		83.10	09:20:07.384
10 -	1:25.975 (3)	0.245	82.86	09:21:33.359
11 -	1:26.304	0.574	82.55	09:22:59.663
12 -	1:25.811 (2)	0.081	83.02	09:24:25.474
13 -	1:26.792	1.062	82.08	09:25:52.266
14 -	1:26.104	0.374	82.74	09:27:18.370

P8 54 Marcus BAILEY (M)				
LAP	LAP TIME	DIFF	MPH	TIME OF DAY
1 -	1:30.843	5.003	78.42	09:08:11.266
2 -	1:28.222	2.382	80.75	09:09:39.488
3 -	1:27.218	1.378	81.68	09:11:06.706
4 -	1:26.874	1.034	82.01	09:12:33.580
5 -	1:26.591	0.751	82.27	09:14:00.171
6 -	1:27.368 D	1.528	81.54	09:15:27.539
7 -	1:25.863 (2)	0.023	82.97	09:16:53.402
8 -	1:26.438	0.598	82.42	09:18:19.840

Weather / Track : Cloudy / Dry

BRSCC Mazda MX-5 Championship

QUALIFYING - GROUP 1 - LAP ANALYSIS

DIFF = Difference To Personal Best Lap

9 -	1:26.651	0.811	82.22	09:19:46.491
10 -	1:27.245	1.405	81.66	09:21:13.736
11 -	1:26.294 (3)	0.454	82.56	09:22:40.030
12 -	1:26.692	0.852	82.18	09:24:06.722
13 -	1:27.717	1.877	81.22	09:25:34.439
14 -	1:25.840 (1)		82.99	09:27:00.279

P9 94 Charlie BURGE				
LAP	LAP TIME	DIFF	MPH	TIME OF DAY
1 -	1:30.719	4.753	78.53	09:08:18.214
2 -	1:26.352	0.386	82.50	09:09:44.566
3 -	1:26.943	0.977	81.94	09:11:11.509
4 -	1:25.966 (1)		82.87	09:12:37.475
5 -	1:26.567	0.601	82.30	09:14:04.042
6 -	1:26.491	0.525	82.37	09:15:30.533
7 -	1:29.379 P	3.413	79.71	09:16:59.912
8 -	2:14.572	48.606	52.94	09:19:14.484
9 -	1:27.779	1.813	81.16	09:20:42.263
10 -	1:26.140 (2)	0.174	82.71	09:22:08.403
11 -	1:27.026	1.060	81.86	09:23:35.429
12 -	1:26.859	0.893	82.02	09:25:02.288
13 -	1:26.183 (3)	0.217	82.66	09:26:28.471

P10 23 Martin TOLLEY (M)				
LAP	LAP TIME	DIFF	MPH	TIME OF DAY
1 -	1:30.871	4.774	78.40	09:08:06.506
2 -	1:27.001	0.904	81.89	09:09:33.507
3 -	1:26.434	0.337	82.42	09:10:59.941
4 -	1:27.223	1.126	81.68	09:12:27.164
5 -	1:26.612	0.515	82.25	09:13:53.776
6 -	1:26.521	0.424	82.34	09:15:20.297
7 -	1:26.408 (3)	0.311	82.45	09:16:46.705
8 -	1:26.514	0.417	82.35	09:18:13.219
9 -	1:26.177 (2)	0.080	82.67	09:19:39.396
10 -	1:27.484	1.387	81.43	09:21:06.880
11 -	1:30.833 P	4.736	78.43	09:22:37.713
12 -	3:14.913	1:48.816	36.55	09:25:52.626
13 -	1:26.097 (1)		82.75	09:27:18.723

P11 74 Clive CHISNALL (M)				
LAP	LAP TIME	DIFF	MPH	TIME OF DAY
1 -	1:32.660	6.525	76.89	09:08:24.135
2 -	1:27.659	1.524	81.27	09:09:51.794
3 -	1:27.509	1.374	81.41	09:11:19.303
4 -	1:27.484	1.349	81.43	09:12:46.787
5 -	1:27.065	0.930	81.83	09:14:13.852
6 -	1:26.386 (2)	0.251	82.47	09:15:40.238
7 -	1:26.447 (3)	0.312	82.41	09:17:06.685
8 -	1:33.474	7.339	76.22	09:18:40.159
9 -	1:26.135 (1)		82.71	09:20:06.294
10 -	1:27.551	1.416	81.37	09:21:33.845
11 -	1:32.926 P	6.791	76.67	09:23:06.771

P12 7 Adrian BURGE (M)				
LAP	LAP TIME	DIFF	MPH	TIME OF DAY
1 -	1:36.254	9.927	74.01	09:08:24.905
2 -	1:31.048	4.721	78.25	09:09:55.953
3 -	1:27.740	1.413	81.20	09:11:23.693
4 -	4:27.874 D	1.544	81.08	09:12:51.564
5 -	1:28.327	2.000	80.66	09:14:19.891
6 -	1:27.766	1.439	81.17	09:15:47.657

DIFF = Difference To Personal Best Lap

7 -	1:27.998	1.671	80.96	09:17:15.655
8 -	1:27.337	1.010	81.57	09:18:42.992
9 -	1:26.859 (3)	0.532	82.02	09:20:09.851
10 -	1:26.992	0.665	81.89	09:21:36.843
11 -	1:26.327 (1)		82.53	09:23:03.170
12 -	1:26.600 (2)	0.273	82.27	09:24:29.770
13 -	1:30.154 P	3.827	79.02	09:25:59.924

P13 39 Christina HOLLEY				
LAP	LAP TIME	DIFF	MPH	TIME OF DAY
1 -	1:37.940	11.319	72.74	09:08:42.671
2 -	1:31.583	4.962	77.79	09:10:14.254
3 -	1:30.347	3.726	78.85	09:11:44.601
4 -	1:28.926	2.305	80.11	09:13:13.527
5 -	1:28.996	2.375	80.05	09:14:42.523
6 -	1:28.686	2.065	80.33	09:16:11.209
7 -	1:28.229	1.608	80.75	09:17:39.438
8 -	1:27.691 (2)	1.070	81.24	09:19:07.129
9 -	1:27.802 (3)	1.181	81.14	09:20:34.931
10 -	1:26.621 (1)		82.25	09:22:01.552
11 -	4:27.627 D	1.006	81.30	09:23:29.179
12 -	1:28.314	1.693	80.67	09:24:57.493
13 -	1:27.885	1.264	81.06	09:26:25.378

P14 26 Charlie RAWLES				
LAP	LAP TIME	DIFF	MPH	TIME OF DAY
1 -	1:37.844	11.082	72.81	09:08:43.493
2 -	1:30.960	4.198	78.32	09:10:14.453
3 -	1:31.322	4.560	78.01	09:11:45.775
4 -	1:28.646	1.884	80.37	09:13:14.421
5 -	1:28.432	1.670	80.56	09:14:42.853
6 -	1:29.729	2.967	79.40	09:16:12.582
7 -	1:28.360	1.598	80.63	09:17:40.942
8 -	1:28.236	1.474	80.74	09:19:09.178
9 -	1:27.815 (2)	1.053	81.13	09:20:36.993
10 -	1:29.221	2.459	79.85	09:22:06.214
11 -	1:27.937 (3)	1.175	81.01	09:23:34.151
12 -	1:28.893	2.131	80.14	09:25:03.044
13 -	1:26.762 (1)		82.11	09:26:29.806

P15 13 Scott LEACH (M)				
LAP	LAP TIME	DIFF	MPH	TIME OF DAY
1 -	1:33.005	6.205	76.60	09:08:32.490
2 -	1:29.399	2.599	79.69	09:10:01.889
3 -	1:27.888	1.088	81.06	09:11:29.777
4 -	1:27.278 (3)	0.478	81.63	09:12:57.055
5 -	1:27.212 (2)	0.412	81.69	09:14:24.267
6 -	1:28.249	1.449	80.73	09:15:52.516
7 -	1:27.961	1.161	80.99	09:17:20.477
8 -	1:28.162	1.362	80.81	09:18:48.639
9 -	1:27.541	0.741	81.38	09:20:16.180
10 -	1:28.528	1.728	80.47	09:21:44.708
11 -	1:28.317	1.517	80.67	09:23:13.025
12 -	1:31.053	4.253	78.24	09:24:44.078
13 -	1:26.800 (1)		82.08	09:26:10.878
14 -	1:43.954 P	17.154	68.53	09:27:54.832

P16 27 Christopher STAPLETON				
LAP	LAP TIME	DIFF	MPH	TIME OF DAY
1 -	1:35.829	9.028	74.34	09:08:25.238
2 -	1:33.490	6.689	76.20	09:09:58.728

Weather / Track : Cloudy / Dry

BRSCC Mazda MX-5 Championship

QUALIFYING - GROUP 1 - LAP ANALYSIS

DIFF = Difference To Personal Best Lap

3 -	1:30.317	3.516	78.88	09:11:29.045
4 -	1:26.909 (3)	0.108	81.97	09:12:55.954
5 -	1:27.267	0.466	81.64	09:14:23.221
6 -	1:29.224	2.423	79.85	09:15:52.445
7 -	1:39.790	12.989	71.39	09:17:32.235
8 -	1:27.533	0.732	81.39	09:18:59.768
9 -	1:27.404	0.603	81.51	09:20:27.172
10 -	1:39.965	13.164	71.27	09:22:07.137
11 -	1:31.304	4.503	78.03	09:23:38.441
12 -	1:26.802 (2)	0.001	82.07	09:25:05.243
13 -	1:26.801 (1)		82.08	09:26:32.044

P17 411 Joshua BRENT

LAP	LAP TIME	DIFF	MPH	TIME OF DAY
1 -	1:33.032	6.167	76.58	09:08:16.168
2 -	1:28.232	1.367	80.74	09:09:44.400
3 -	1:29.365	2.500	79.72	09:11:13.765
4 -	1:27.457	0.592	81.46	09:12:41.222
5 -	1:27.479	0.614	81.44	09:14:08.701
6 -	1:28.996	2.131	80.05	09:15:37.697
7 -	1:28.508	1.643	80.49	09:17:06.205
8 -	1:32.060	5.195	77.39	09:18:38.265
9 -	1:30.138	3.273	79.04	09:20:08.403
10 -	1:27.109 (3)	0.244	81.78	09:21:35.512
11 -	1:27.089 (2)	0.224	81.80	09:23:02.601
12 -	1:28.108	1.243	80.86	09:24:30.709
13 -	1:26.865 (1)		82.01	09:25:57.574
14 -	1:27.397	0.532	81.52	09:27:24.971

P18 24 Oliver GRAHAM

LAP	LAP TIME	DIFF	MPH	TIME OF DAY
1 -	1:39.468	12.483	71.62	09:08:30.088
2 -	1:29.525	2.540	79.58	09:09:59.613
3 -	1:29.830	2.845	79.31	09:11:29.443
4 -	1:26.985 (1)		81.90	09:12:56.428
5 -	1:28.409 D	1.424	80.58	09:14:24.837
6 -	1:28.067	1.082	80.90	09:15:52.904
7 -	1:27.853	0.868	81.09	09:17:20.757
8 -	1:27.505 (2)	0.520	81.41	09:18:48.262
9 -	1:27.712	0.727	81.22	09:20:15.974
10 -	1:29.632	2.647	79.48	09:21:45.606
11 -	1:27.647 (3)	0.662	81.28	09:23:13.253
12 -	1:32.319	5.334	77.17	09:24:45.572
13 -	1:37.625 P	10.640	72.97	09:26:23.197

P19 79 Rafal DRZASZCZ

LAP	LAP TIME	DIFF	MPH	TIME OF DAY
1 -	1:35.097	8.008	74.91	09:08:20.544
2 -	1:28.251	1.162	80.73	09:09:48.795
3 -	1:27.671	0.582	81.26	09:11:16.466
4 -	1:27.463 D	0.074	81.73	09:12:43.629
5 -	1:27.242 (3)	0.153	81.66	09:14:10.871
6 -	1:27.279 D	0.190	81.63	09:15:38.150
7 -	1:27.367	0.278	81.54	09:17:05.517
8 -	1:28.186	1.097	80.79	09:18:33.703
9 -	1:28.037	0.948	80.92	09:20:01.740
10 -	1:27.235 (2)	0.146	81.67	09:21:28.975
11 -	1:27.267	0.178	81.64	09:22:56.242
12 -	1:29.243	2.154	79.83	09:24:25.485
13 -	1:28.740	1.651	80.28	09:25:54.225
14 -	1:27.089 (1)		81.80	09:27:21.314

DIFF = Difference To Personal Best Lap

P20 3 Richard WOOTTEN				
LAP	LAP TIME	DIFF	MPH	TIME OF DAY
1 -	1:35.585	8.354	74.53	09:08:30.764
2 -	1:31.365	4.134	77.97	09:10:02.129
3 -	1:30.103	2.872	79.07	09:11:32.232
4 -	1:28.086	0.855	80.88	09:13:00.318
5 -	1:28.669	1.438	80.35	09:14:28.987
6 -	1:27.827	0.596	81.12	09:15:56.814
7 -	1:30.328	3.097	78.87	09:17:27.142
8 -	1:27.457 (3)	0.226	81.46	09:18:54.599
9 -	1:35.912	8.681	74.28	09:20:30.511
10 -	1:27.304 (2)	0.073	81.60	09:21:57.815
11 -	1:27.231 (1)		81.67	09:23:25.046
12 -	1:28.397 D	1.166	80.59	09:24:53.443
13 -	1:28.135	0.904	80.83	09:26:21.578

P21 544 Jack MOODY

LAP	LAP TIME	DIFF	MPH	TIME OF DAY
1 -	1:33.651	6.255	76.07	09:08:15.440
2 -	1:28.337	0.941	80.65	09:09:43.777
3 -	1:29.355	1.959	79.73	09:11:13.132
4 -	1:28.703	1.307	80.32	09:12:41.835
5 -	1:27.396 (1)		81.52	09:14:09.231
6 -	1:28.144	0.748	80.82	09:15:37.375
7 -	1:27.945 (3)	0.549	81.01	09:17:05.320
8 -	1:28.886	1.490	80.15	09:18:34.206
9 -	1:32.979 P	5.583	76.62	09:20:07.185
10 -	3:51.121	2:23.725	30.82	09:23:58.306
11 -	1:28.153	0.757	80.82	09:25:26.459
12 -	1:27.435 (2)	0.039	81.48	09:26:53.894

P22 31 Bryn GRIFFITHS (M)

LAP	LAP TIME	DIFF	MPH	TIME OF DAY
1 -	1:31.882	4.046	77.54	09:08:12.830
2 -	1:29.378	1.542	79.71	09:09:42.208
3 -	1:29.104	1.268	79.95	09:11:11.312
4 -	1:28.266 (3)	0.430	80.71	09:12:39.578
5 -	1:28.311	0.475	80.67	09:14:07.889
6 -	1:29.222	1.386	79.85	09:15:37.111
7 -	1:27.836 (1)		81.11	09:17:04.947
8 -	1:28.756	0.920	80.27	09:18:33.703
9 -	1:27.125 P		81.77	09:20:00.828
10 -	3:57.740	2:29.904	29.96	09:23:58.568
11 -	1:27.892 (2)	0.056	81.06	09:25:26.460
12 -	1:31.586	3.750	77.79	09:26:58.046

P23 20 Christopher GINN(M)

LAP	LAP TIME	DIFF	MPH	TIME OF DAY
1 -	1:43.622	15.747	68.75	09:08:41.243
2 -	1:31.117	3.242	78.19	09:10:12.360
3 -	1:35.868	7.993	74.31	09:11:48.228
4 -	1:30.754	2.879	78.50	09:13:18.982
5 -	1:30.440	2.565	78.77	09:14:49.422
6 -	1:30.159	2.284	79.02	09:16:19.581
7 -	1:29.785	1.910	79.35	09:17:49.366
8 -	1:29.046	1.171	80.01	09:19:18.412
9 -	1:28.496 (2)	0.621	80.50	09:20:46.908
10 -	1:29.757	1.882	79.37	09:22:16.665
11 -	1:29.155	1.280	79.91	09:23:45.820
12 -	1:27.875 (1)		81.07	09:25:13.695
13 -	1:28.986 (3)	1.111	80.06	09:26:42.681

Donington Park National
Circuit Length = 1.9790 miles
Start: 09:06 Flag 09:26 End: 09:28

Weather / Track : Cloudy / Dry

BRSCC Mazda MX-5 Championship

QUALIFYING - GROUP 1 - LAP ANALYSIS

DIFF = Difference To Personal Best Lap

P24 21 Orlando LINDSAY				
LAP	LAP TIME	DIFF	MPH	TIME OF DAY
1 -	1:35.777	7.714	74.38	09:08:23.359
2 -	1:33.964	5.901	75.82	09:09:57.323
3 -	2:11.214	43.151	54.29	09:12:08.537
4 -	1:31.360	3.297	77.98	09:13:39.897
5 -	1:30.644	2.581	78.60	09:15:10.541
6 -	1:30.927	2.864	78.35	09:16:41.468
7 -	1:29.829	1.766	79.31	09:18:11.297
8 -	1:29.747 (3)	1.684	79.38	09:19:41.044
9 -	1:28.063 (1)		80.90	09:21:09.107
10 -	1:30.487	2.424	78.73	09:22:39.594
11 -	1:30.234	2.171	78.95	09:24:09.828
12 -	1:30.245	2.182	78.94	09:25:40.073
13 -	1:29.683 (2)	1.620	79.44	09:27:09.756

P25 722 Alan HAWKINS (M)				
LAP	LAP TIME	DIFF	MPH	TIME OF DAY
1 -	1:37.407	9.232	73.14	09:08:21.450
2 -	1:30.188	2.013	78.99	09:09:51.638
3 -	1:29.241	1.066	79.83	09:11:20.879
4 -	1:29.162	0.987	79.90	09:12:50.041
5 -	1:30.148	1.973	79.03	09:14:20.189
6 -	1:28.610 (2)	0.435	80.40	09:15:48.799
7 -	1:29.366	1.191	79.72	09:17:18.165
8 -	1:29.360	1.185	79.72	09:18:47.525
9 -	1:31.398	3.223	77.95	09:20:18.923
10 -	1:47.868	19.693	66.04	09:22:06.791
11 -	1:29.211	1.036	79.86	09:23:36.002
12 -	1:28.175 (1)		80.80	09:25:04.177
13 -	1:28.673 (3)	0.498	80.34	09:26:32.850

P26 75 Bruce CARTER (M)				
LAP	LAP TIME	DIFF	MPH	TIME OF DAY
1 -	1:37.443	9.062	73.11	09:08:37.782
2 -	1:31.992	3.611	77.44	09:10:09.774
3 -	1:31.353	2.972	77.99	09:11:41.127
4 -	1:29.321	0.940	79.76	09:13:10.448
5 -	1:28.910	0.529	80.13	09:14:39.358
6 -	1:28.705 (2)	0.324	80.31	09:16:08.063
7 -	1:28.823 (3)	0.442	80.21	09:17:36.886
8 -	1:29.197	0.816	79.87	09:19:06.083
9 -	1:29.287	0.906	79.79	09:20:35.370
10 -	1:29.396	1.015	79.69	09:22:04.766
11 -	1:29.828	1.447	79.31	09:23:34.594
12 -	1:29.217	0.836	79.85	09:25:03.811
13 -	1:28.381 (1)		80.61	09:26:32.192

P27 45 Graham RUMSEY (M)				
LAP	LAP TIME	DIFF	MPH	TIME OF DAY
1 -	1:38.297	8.891	72.48	09:08:21.083
2 -	1:31.555	2.149	77.81	09:09:52.638
3 -	1:30.349	0.943	78.85	09:11:22.987
4 -	1:30.729	1.323	78.52	09:12:53.716
5 -	1:30.444	1.038	78.77	09:14:24.160
6 -	1:29.406 (1)		79.68	09:15:53.566
7 -	1:29.991 (3)	0.585	79.17	09:17:23.557
8 -	1:29.987 (2)	0.581	79.17	09:18:53.544
9 -	1:30.317	0.911	78.88	09:20:23.861
10 -	1:30.681	1.275	78.56	09:21:54.542

DIFF = Difference To Personal Best Lap

11 -	1:30.348	0.942	78.85	09:23:24.890
12 -	1:30.456	1.050	78.76	09:24:55.346
13 -	1:31.437	2.031	77.91	09:26:26.783

P28 14 Elliott HANN				
LAP	LAP TIME	DIFF	MPH	TIME OF DAY
1 -	1:44.487	15.066	68.18	09:08:32.142
2 -	1:31.330	1.909	78.00	09:10:03.472
3 -	1:33.059	3.638	76.56	09:11:36.531
4 -	1:31.177	1.756	78.14	09:13:07.708
5 -	1:33.054	3.633	76.56	09:14:40.762
6 -	1:32.789	3.368	76.78	09:16:13.551
7 -	1:29.702 (3)	0.281	79.42	09:17:43.253
8 -	1:29.981	0.560	79.17	09:19:13.234
9 -	1:33.252	3.831	76.40	09:20:46.486
10 -	1:29.708	0.287	79.42	09:22:16.194
11 -	1:30.587	1.166	78.64	09:23:46.781
12 -	1:29.421 (1)		79.67	09:25:16.202
13 -	1:29.656 (2)	0.235	79.46	09:26:45.858

P29 16 Dugald MACGREGOR (M)				
LAP	LAP TIME	DIFF	MPH	TIME OF DAY
1 -	1:38.943	8.541	72.00	09:08:46.300
2 -	1:32.625	2.223	76.91	09:10:18.925
3 -	1:31.934	1.532	77.49	09:11:50.859
4 -	1:31.155	0.753	78.15	09:13:22.014
5 -	1:31.281	0.879	78.05	09:14:53.295
6 -	1:31.284	0.882	78.04	09:16:24.579
7 -	1:30.802 (2)	0.400	78.46	09:17:55.381
8 -	1:31.674	1.272	77.71	09:19:27.055
9 -	1:30.838 (3)	0.436	78.43	09:20:57.893
10 -	1:30.402 (1)		78.81	09:22:28.295
11 -	1:32.438	2.036	77.07	09:24:00.733
12 -	1:42.002	11.600	69.84	09:25:42.735
13 -	1:31.599	1.197	77.78	09:27:14.334

P30 9 James LOVE				
LAP	LAP TIME	DIFF	MPH	TIME OF DAY
1 -	1:41.640	10.231	70.09	09:08:34.187
2 -	1:35.494	4.085	74.60	09:10:09.681
3 -	1:34.867	3.458	75.10	09:11:44.548
4 -	1:34.495	3.086	75.39	09:13:19.043
5 -	1:33.602	2.193	76.11	09:14:52.645
6 -	1:32.930	1.521	76.66	09:16:25.575
7 -	1:31.409 (1)		77.94	09:17:56.984
8 -	1:32.555	1.146	76.97	09:19:29.539
9 -	1:32.135	0.726	77.32	09:21:01.674
10 -	1:31.514	0.105	77.85	09:22:33.188
11 -	1:31.453 (2)	0.044	77.90	09:24:04.641
12 -	1:32.388	0.979	77.11	09:25:37.029
13 -	1:31.474 (3)	0.065	77.88	09:27:08.503

Weather / Track : Cloudy / Dry

BRSCC Mazda MX-5 Championship

QUALIFYING - GROUP 2 - CLASSIFICATION

POS	NO	NAME	ENTRY	TIME	ON	LAPS	GAP	DIFF	MPH
1	5	John LANGRIDGE	Mazda MX-5 Mk1	1:24.451	4	11			84.36
2	36	Samuel SMITH	Mazda MX-5 Mk1	1:24.573	11	14	0.122	0.122	84.24
3	33	Jason GREATREX	Mazda MX-5 Mk1	1:24.981	3	13	0.530	0.408	83.83
4	77*	Stephen FODEN	Mazda MX-5 Mk1	1:25.066	6	14	0.615	0.085	83.75
5	8	Michael FISK	Mazda MX-5 Mk1	1:25.236	4	14	0.785	0.170	83.58
6	140	Ben HANCY	Mazda MX-5 Mk1	1:25.579	10	14	1.128	0.343	83.25
7	76*	Erik BLIXT	Mazda MX-5 Mk1	1:25.646	10	14	1.195	0.067	83.18
8	18	Clive POWLES (M)	Mazda MX-5 Mk1	1:25.650	7	14	1.199	0.004	83.18
9	93	Jack BREWER	Mazda MX-5 Mk1	1:25.662	6	14	1.211	0.012	83.17
10	29	Adam CRAIG	Mazda MX-5 Mk1	1:25.942	10	14	1.491	0.280	82.90
11	158	Mike COMBER	Mazda MX-5 Mk1	1:26.093	11	12	1.642	0.151	82.75
12	25	Ivan LEARY (M)	Mazda MX-5 Mk1	1:26.653	12	14	2.202	0.560	82.22
13	65	William HAYDEN	Mazda MX-5 Mk1	1:26.738	5	12	2.287	0.085	82.13
14	60	Nick LE DOYEN (M)	Mazda MX-5 Mk1	1:26.771	11	14	2.320	0.033	82.10
15	117	Russ LINDSAY (M)	Mazda MX-5 Mk1	1:27.500	12	13	3.049	0.729	81.42
16	19*	Oliver ROBINSON (M)	Mazda MX-5 Mk1	1:27.619	10	14	3.168	0.119	81.31
17	90	Bruce ROBINSON (M)	Mazda MX-5 Mk1	1:27.776	9	13	3.325	0.157	81.16
18	56*	Thomas JENKINS	Mazda MX-5 Mk1	1:27.922	13	14	3.471	0.146	81.03
19	57*	Oliver JENKINS	Mazda MX-5 Mk1	1:27.980	13	13	3.529	0.058	80.98
20	2	Jake STYLES	Mazda MX-5 Mk1	1:27.981	8	8	3.530	0.001	80.97
21	96	Charles MUGGLESTONE	Mazda MX-5 Mk1	1:28.065	4	13	3.614	0.084	80.90
22	78*	Richard BARTLETT (M)	Mazda MX-5 Mk1	1:28.426	4	14	3.975	0.361	80.57
23	11	Sam JARVIS	Mazda MX-5 Mk1	1:28.595	12	13	4.144	0.169	80.41
24	37	Tim DORE	Mazda MX-5 Mk1	1:28.669	11	12	4.218	0.074	80.35
25	169	George GRANT (M)	Mazda MX-5 Mk1	1:28.762	6	13	4.311	0.093	80.26
26	291	Luke SOUCH	Mazda MX-5 Mk1	1:28.885	12	13	4.434	0.123	80.15
27	66	Daniel DENHAM	Mazda MX-5 Mk1	1:29.508	11	13	5.057	0.623	79.59
28	58	Dale WHITEMAN (M)	Mazda MX-5 Mk1	1:30.030	12	13	5.579	0.522	79.13
29	17	Andrew MACGREGOR (M)	Mazda MX-5 Mk1	1:30.198	5	13	5.747	0.168	78.98
30	16	Neil MACGREGOR (M)	Mazda MX-5 Mk1	1:31.767	3	5	7.316	1.569	77.63
31	43	Simon WOODS	Mazda MX-5 Mk1	1:33.119	4	7	8.668	1.352	76.51
32	38	Shanel DREWE	Mazda MX-5 Mk1	1:33.890	8	9	9.439	0.771	75.88
33	46	David RICKARDS (M)	Mazda MX-5 Mk1	1:43.089	10	11	18.638	9.199	69.11

Car 158 – Please fit a working transponder MSA Q12.2.1

No. 19, 56, 57, 76, 78 - 1 Lap time disallowed; exceeding track limits.

No. 77 - 2 Lap times disallowed; exceeding track limits.

Weather / Track : Cloudy / Dry

These results are provisional until the conclusion of any judicial and technical matters.

Donington Park National

Circuit Length = 1.9790 miles

Start: 09:31 Flag 09:51 End: 09:53

Clerk Of Course :	Timekeeper :
-------------------	--------------

BRSCC Mazda MX-5 Championship

QUALIFYING - GROUP 2 - LAP ANALYSIS

DIFF = Difference To Personal Best Lap

P1 5 John LANGRIDGE				
LAP	LAP TIME	DIFF	MPH	TIME OF DAY
1 -	1:28.617	4.166	80.39	09:33:46.794
2 -	1:25.458	1.007	83.37	09:35:12.252
3 -	1:25.075 (3)	0.624	83.74	09:36:37.327
4 -	1:24.451 (1)		84.36	09:38:01.778
5 -	1:26.440	1.989	82.42	09:39:28.218
6 -	1:32.107 P	7.656	77.35	09:41:00.325
7 -	4:18.249	2:53.798	27.58	09:45:18.574
8 -	1:33.041	8.590	76.57	09:46:51.615
9 -	1:24.537 (2)	0.086	84.27	09:48:16.152
10 -	1:32.580	8.129	76.95	09:49:48.732
11 -	1:29.803 P	5.352	79.33	09:51:18.535

P2 36 Samuel SMITH				
LAP	LAP TIME	DIFF	MPH	TIME OF DAY
1 -	1:28.467	3.894	80.53	09:33:49.626
2 -	1:25.748	1.175	83.08	09:35:15.374
3 -	1:24.785 (2)	0.212	84.03	09:36:40.159
4 -	1:25.132	0.559	83.68	09:38:05.291
5 -	1:26.752	2.179	82.12	09:39:32.043
6 -	1:24.964 (3)	0.391	83.85	09:40:57.007
7 -	1:25.315	0.742	83.50	09:42:22.322
8 -	1:38.586	14.013	72.26	09:44:00.908
9 -	1:25.085	0.512	83.73	09:45:25.993
10 -	1:24.983	0.410	83.83	09:46:50.976
11 -	1:24.573 (1)		84.24	09:48:15.549
12 -	1:32.840	8.267	76.74	09:49:48.389
13 -	1:25.028	0.455	83.79	09:51:13.417
14 -	1:33.218 P	8.645	76.42	09:52:46.635

P3 33 Jason GREATREX				
LAP	LAP TIME	DIFF	MPH	TIME OF DAY
1 -	1:29.151	4.170	79.91	09:33:45.195
2 -	1:25.730	0.749	83.10	09:35:10.925
3 -	1:24.981 (1)		83.83	09:36:35.906
4 -	1:26.418	1.437	82.44	09:38:02.324
5 -	1:26.766	1.785	82.11	09:39:29.090
6 -	1:25.134 (2)	0.153	83.68	09:40:54.224
7 -	1:30.634	5.653	78.60	09:42:24.858
8 -	1:28.885	3.904	80.15	09:43:53.743
9 -	1:25.521 (3)	0.540	83.30	09:45:19.264
10 -	1:26.525	1.544	82.34	09:46:45.789
11 -	1:41.331 P	16.350	70.31	09:48:27.120
12 -	2:48.000	1:23.019	42.40	09:51:15.120
13 -	2:07.259 P	42.278	55.98	09:53:22.379

P4 77 Stephen FODEN				
LAP	LAP TIME	DIFF	MPH	TIME OF DAY
1 -	1:29.263	4.197	79.81	09:33:44.502
2 -	1:25.904	0.838	82.93	09:35:10.406
3 -	1:25.343 (2)	0.277	83.48	09:36:35.749
4 -	1:25.820 (3)	0.754	83.01	09:38:01.569
5 -	1:27.164	2.098	81.73	09:39:28.733
6 -	1:25.066 (1)		83.75	09:40:53.799
7 -	1:26.057	0.991	82.78	09:42:19.856
8 -	1:35.365	10.299	74.70	09:43:55.221
9 -	4:24.982 D		83.83	09:45:20.203
10 -	4:26.059 D	0.993	82.78	09:46:46.262
11 -	1:26.614	1.548	82.25	09:48:12.876
12 -	1:26.492	1.426	82.37	09:49:39.368

DIFF = Difference To Personal Best Lap

13 -	1:35.357	10.291	74.71	09:51:14.725
14 -	1:26.824	1.758	82.05	09:52:41.549

P5 8 Michael FISK				
LAP	LAP TIME	DIFF	MPH	TIME OF DAY
1 -	1:28.747	3.511	80.28	09:33:47.226
2 -	1:25.917	0.681	82.92	09:35:13.143
3 -	1:25.669 (3)	0.433	83.16	09:36:38.812
4 -	1:25.236 (1)		83.58	09:38:04.048
5 -	1:28.160	2.924	80.81	09:39:32.208
6 -	1:25.425 (2)	0.189	83.40	09:40:57.633
7 -	1:25.826	0.590	83.01	09:42:23.459
8 -	1:26.531	1.295	82.33	09:43:49.990
9 -	1:32.562	7.326	76.97	09:45:22.552
10 -	1:25.990	0.754	82.85	09:46:48.542
11 -	1:25.838	0.602	83.00	09:48:14.380
12 -	1:26.404	1.168	82.45	09:49:40.784
13 -	1:26.343	1.107	82.51	09:51:07.127
14 -	1:26.610	1.374	82.26	09:52:33.737

P6 140 Ben HANCY				
LAP	LAP TIME	DIFF	MPH	TIME OF DAY
1 -	1:29.783	4.204	79.35	09:33:56.402
2 -	1:28.099	2.520	80.87	09:35:24.501
3 -	1:27.155	1.576	81.74	09:36:51.656
4 -	1:27.263	1.684	81.64	09:38:18.919
5 -	1:26.557	0.978	82.31	09:39:45.476
6 -	1:26.546	0.967	82.32	09:41:12.022
7 -	1:27.904	2.325	81.05	09:42:39.926
8 -	1:25.866 (3)	0.287	82.97	09:44:05.792
9 -	1:27.675	2.096	81.26	09:45:33.467
10 -	1:25.579 (1)		83.25	09:46:59.046
11 -	1:25.716 (2)	0.137	83.11	09:48:24.762
12 -	1:25.940	0.361	82.90	09:49:50.702
13 -	1:26.302	0.723	82.55	09:51:17.004
14 -	1:27.117	1.538	81.78	09:52:44.121

P7 76 Erik BLIXT				
LAP	LAP TIME	DIFF	MPH	TIME OF DAY
1 -	1:33.238	7.592	76.41	09:33:58.175
2 -	1:26.550	0.904	82.31	09:35:24.725
3 -	1:26.018	0.372	82.82	09:36:50.743
4 -	1:26.712	1.066	82.16	09:38:17.455
5 -	1:26.260	0.614	82.59	09:39:43.715
6 -	4:27.632 D	1.986	81.30	09:41:11.347
7 -	1:27.535	1.889	81.39	09:42:38.882
8 -	1:26.344	0.698	82.51	09:44:05.226
9 -	1:28.349	2.703	80.64	09:45:33.575
10 -	1:25.646 (1)		83.18	09:46:59.221
11 -	1:25.909 (2)	0.263	82.93	09:48:25.130
12 -	1:25.985 (3)	0.339	82.85	09:49:51.115
13 -	1:27.010	1.364	81.88	09:51:18.125
14 -	1:32.494 P	6.848	77.02	09:52:50.619

P8 18 Clive POWLES (M)				
LAP	LAP TIME	DIFF	MPH	TIME OF DAY
1 -	1:29.165	3.515	79.90	09:33:45.555
2 -	1:26.394	0.744	82.46	09:35:11.949
3 -	1:25.987	0.337	82.85	09:36:37.936
4 -	1:25.742 (2)	0.092	83.09	09:38:03.678
5 -	1:27.145	1.495	81.75	09:39:30.823

Weather / Track : Cloudy / Dry

BRSCC Mazda MX-5 Championship

QUALIFYING - GROUP 2 - LAP ANALYSIS

DIFF = Difference To Personal Best Lap

6 -	1:26.470	0.820	82.39	09:40:57.293
7 -	1:25.650 (1)		83.18	09:42:22.943
8 -	1:28.751	3.101	80.27	09:43:51.694
9 -	1:39.211	13.561	71.81	09:45:30.905
10 -	1:26.625	0.975	82.24	09:46:57.530
11 -	1:26.372	0.722	82.48	09:48:23.902
12 -	1:27.813	2.163	81.13	09:49:51.715
13 -	1:25.971 (3)	0.321	82.87	09:51:17.686
14 -	1:27.231	1.581	81.67	09:52:44.917

P9 93 Jack BREWER

LAP	LAP TIME	DIFF	MPH	TIME OF DAY
-----	----------	------	-----	-------------

1 -	1:29.150	3.488	79.91	09:33:46.037
2 -	1:27.839	2.177	81.11	09:35:13.876
3 -	1:25.840 (2)	0.178	82.99	09:36:39.716
4 -	1:26.374	0.712	82.48	09:38:06.090
5 -	1:26.480	0.818	82.38	09:39:32.570
6 -	1:25.662 (1)		83.17	09:40:58.232
7 -	1:26.406	0.744	82.45	09:42:24.638
8 -	1:26.690	1.028	82.18	09:43:51.328
9 -	1:26.342	0.680	82.51	09:45:17.670
10 -	1:27.952	2.290	81.00	09:46:45.622
11 -	1:27.752	2.090	81.19	09:48:13.374
12 -	1:25.884 (3)	0.222	82.95	09:49:39.258
13 -	1:36.177	10.515	74.07	09:51:15.435
14 -	1:27.514	1.852	81.41	09:52:42.949

P10 29 Adam CRAIG

LAP	LAP TIME	DIFF	MPH	TIME OF DAY
-----	----------	------	-----	-------------

1 -	1:32.886	6.944	76.70	09:33:56.638
2 -	1:27.200	1.258	81.70	09:35:23.838
3 -	1:26.661	0.719	82.21	09:36:50.499
4 -	1:26.827	0.885	82.05	09:38:17.326
5 -	1:26.287	0.345	82.56	09:39:43.613
6 -	1:27.505	1.563	81.41	09:41:11.118
7 -	1:33.965	8.023	75.82	09:42:45.083
8 -	1:26.316	0.374	82.54	09:44:11.399
9 -	1:26.855	0.913	82.02	09:45:38.254
10 -	1:25.942 (1)		82.90	09:47:04.196
11 -	1:26.031 (3)	0.089	82.81	09:48:30.227
12 -	1:26.074	0.132	82.77	09:49:56.301
13 -	1:25.997 (2)	0.055	82.84	09:51:22.298
14 -	1:26.144	0.202	82.70	09:52:48.442

P11 158 Mike COMBER

LAP	LAP TIME	DIFF	MPH	TIME OF DAY
-----	----------	------	-----	-------------

1 -	1:30.362	4.269	78.84	09:35:22.784
2 -	1:26.966 (3)	0.873	81.92	09:36:49.750
3 -	2:54.241	1:28.148	40.88	09:39:43.991
4 -	1:27.128	1.035	81.77	09:41:11.119
5 -	1:27.558	1.465	81.37	09:42:38.677
6 -	1:26.975	0.882	81.91	09:44:05.652
7 -	1:28.330	2.237	80.65	09:45:33.982
8 -	1:29.213	3.120	79.86	09:47:03.195
9 -	1:27.172	1.079	81.73	09:48:30.367
10 -	1:26.188 (2)	0.095	82.66	09:49:56.555
11 -	1:26.093 (1)		82.75	09:51:22.648
12 -	1:32.131 P	6.038	77.33	09:52:54.779

DIFF = Difference To Personal Best Lap

P12 25 Ivan LEARY (M)

LAP	LAP TIME	DIFF	MPH	TIME OF DAY
-----	----------	------	-----	-------------

1 -	1:30.895	4.242	78.38	09:33:50.150
2 -	1:45.325	18.672	67.64	09:35:35.475
3 -	1:29.272	2.619	79.80	09:37:04.747
4 -	1:28.060	1.407	80.90	09:38:32.807
5 -	1:27.468	0.815	81.45	09:40:00.275
6 -	1:28.366	1.713	80.62	09:41:28.641
7 -	1:27.598	0.945	81.33	09:42:56.239
8 -	1:27.414	0.761	81.50	09:44:23.653
9 -	1:27.241	0.588	81.66	09:45:50.894
10 -	1:27.465	0.812	81.45	09:47:18.359
11 -	1:26.901 (3)	0.248	81.98	09:48:45.260
12 -	1:26.653 (1)		82.22	09:50:11.913
13 -	1:27.079	0.426	81.81	09:51:38.992
14 -	1:26.670 (2)	0.017	82.20	09:53:05.662

P13 65 William HAYDEN

LAP	LAP TIME	DIFF	MPH	TIME OF DAY
-----	----------	------	-----	-------------

1 -	1:42.215	15.477	69.70	09:34:30.530
2 -	1:28.943	2.205	80.10	09:35:59.473
3 -	1:27.473	0.735	81.44	09:37:26.946
4 -	1:27.965	1.227	80.99	09:38:54.911
5 -	1:26.738 (1)		82.13	09:40:21.649
6 -	1:33.733 P	6.995	76.00	09:41:55.382
7 -	3:24.506	1:57.768	34.83	09:45:19.888
8 -	1:26.751 (2)	0.013	82.12	09:46:46.639
9 -	1:27.409 (3)	0.671	81.50	09:48:14.048
10 -	1:27.894	1.156	81.05	09:49:41.942
11 -	1:27.544	0.806	81.38	09:51:09.486
12 -	1:32.204	5.466	77.27	09:52:41.690

P14 60 Nick LE DOYEN (M)

LAP	LAP TIME	DIFF	MPH	TIME OF DAY
-----	----------	------	-----	-------------

1 -	1:33.580	6.809	76.13	09:33:53.518
2 -	1:29.263	2.492	79.81	09:35:22.781
3 -	1:29.164	2.393	79.90	09:36:51.945
4 -	1:27.453	0.682	81.46	09:38:19.398
5 -	1:27.321 (3)	0.550	81.59	09:39:46.719
6 -	1:27.912	1.141	81.04	09:41:14.631
7 -	1:27.753	0.982	81.18	09:42:42.384
8 -	1:27.766	0.995	81.17	09:44:10.150
9 -	1:29.101	2.330	79.96	09:45:39.251
10 -	1:27.177 (2)	0.406	81.72	09:47:06.428
11 -	1:26.771 (1)		82.10	09:48:33.199
12 -	1:27.897	1.126	81.05	09:50:01.096
13 -	1:27.636	0.865	81.29	09:51:28.732
14 -	1:27.572	0.801	81.35	09:52:56.304

P15 117 Russ LINDSAY (M)

LAP	LAP TIME	DIFF	MPH	TIME OF DAY
-----	----------	------	-----	-------------

1 -	1:37.977	10.477	72.71	09:34:08.084
2 -	1:32.489	4.989	77.03	09:35:40.573
3 -	1:29.724	2.224	79.40	09:37:10.297
4 -	1:29.771	2.271	79.36	09:38:40.068
5 -	1:28.965	1.465	80.08	09:40:09.033
6 -	1:29.026	1.526	80.02	09:41:38.059
7 -	1:30.562	3.062	78.67	09:43:08.621
8 -	1:28.430	0.930	80.56	09:44:37.051
9 -	1:28.196 (2)	0.696	80.78	09:46:05.247
10 -	1:28.243 (3)	0.743	80.73	09:47:33.490

Donington Park National
 Circuit Length = 1.9790 miles
 Start: 09:31 Flag 09:51 End: 09:53

Weather / Track : Cloudy / Dry

BRSCC Mazda MX-5 Championship

QUALIFYING - GROUP 2 - LAP ANALYSIS

DIFF = Difference To Personal Best Lap

11 -	1:37.043	9.543	73.41	09:49:10.533
12 -	1:27.500 (1)		81.42	09:50:38.033
13 -	1:33.988	6.488	75.80	09:52:12.021

P16 19 Oliver ROBINSON (M)

LAP	LAP TIME	DIFF	MPH	TIME OF DAY
1 -	1:30.551	2.932	78.68	09:33:49.506
2 -	1:28.713	1.094	80.31	09:35:18.219
3 -	1:29.024	1.405	80.03	09:36:47.243
4 -	1:30.083	2.464	79.08	09:38:17.326
5 -	1:29.456	1.837	79.64	09:39:46.782
6 -	1:29.402 D	1.783	79.69	09:41:16.184
7 -	1:28.202	0.583	80.77	09:42:44.386
8 -	1:28.496	0.877	80.50	09:44:12.882
9 -	1:27.904 (3)	0.285	81.05	09:45:40.786
10 -	1:27.619 (1)		81.31	09:47:08.405
11 -	1:27.631 (2)	0.012	81.30	09:48:36.036
12 -	1:29.087	1.468	79.97	09:50:05.123
13 -	1:28.943	1.324	80.10	09:51:34.066
14 -	1:36.123 P	8.504	74.12	09:53:10.189

P17 90 Bruce ROBINSON (M)

LAP	LAP TIME	DIFF	MPH	TIME OF DAY
1 -	1:36.688	8.912	73.68	09:34:09.164
2 -	1:33.034	5.258	76.58	09:35:42.198
3 -	1:29.235	1.459	79.84	09:37:11.433
4 -	1:29.234	1.458	79.84	09:38:40.667
5 -	1:28.817	1.041	80.21	09:40:09.484
6 -	1:30.604	2.828	78.63	09:41:40.088
7 -	1:33.279	5.503	76.37	09:43:13.367
8 -	1:28.714 (3)	0.938	80.31	09:44:42.081
9 -	1:27.776 (1)		81.16	09:46:09.857
10 -	1:33.362	5.586	76.31	09:47:43.219
11 -	1:29.281	1.505	79.80	09:49:12.500
12 -	1:29.325	1.549	79.76	09:50:41.825
13 -	1:28.428 (2)	0.652	80.56	09:52:10.253

P18 56 Thomas JENKINS

LAP	LAP TIME	DIFF	MPH	TIME OF DAY
1 -	1:36.262	8.340	74.01	09:33:58.529
2 -	1:29.267	1.345	79.81	09:35:27.796
3 -	1:28.812	0.890	80.22	09:36:56.608
4 -	1:29.225 D	1.303	79.85	09:38:25.833
5 -	1:28.356 (3)	0.434	80.63	09:39:54.189
6 -	1:29.724	1.802	79.40	09:41:23.913
7 -	1:29.422	1.500	79.67	09:42:53.335
8 -	1:28.809	0.887	80.22	09:44:22.144
9 -	1:29.209	1.287	79.86	09:45:51.353
10 -	1:29.287	1.365	79.79	09:47:20.640
11 -	1:28.718	0.796	80.30	09:48:49.358
12 -	1:28.223 (2)	0.301	80.75	09:50:17.581
13 -	1:27.922 (1)		81.03	09:51:45.503
14 -	1:28.474	0.552	80.52	09:53:13.977

P19 57 Oliver JENKINS

LAP	LAP TIME	DIFF	MPH	TIME OF DAY
1 -	1:34.699	6.719	75.23	09:33:55.770
2 -	1:31.447 D	3.137	78.19	09:35:26.887
3 -	1:31.345	3.365	77.99	09:36:58.232
4 -	1:29.701	1.721	79.42	09:38:27.933
5 -	1:31.372	3.392	77.97	09:39:59.305

DIFF = Difference To Personal Best Lap

6 -	1:33.250	5.270	76.40	09:41:32.555
7 -	1:30.259	2.279	78.93	09:43:02.814
8 -	1:28.472 (3)	0.492	80.52	09:44:31.286
9 -	1:28.649	0.669	80.36	09:45:59.935
10 -	1:29.738	1.758	79.39	09:47:29.673
11 -	1:28.392 (2)	0.412	80.60	09:48:58.065
12 -	1:28.909	0.929	80.13	09:50:26.974
13 -	1:27.980 (1)		80.98	09:51:54.954

P20 2 Jake STYLES

LAP	LAP TIME	DIFF	MPH	TIME OF DAY
1 -	2:50.728	1:22.747	41.73	09:42:34.473
2 -	1:29.500	1.519	79.60	09:44:03.973
3 -	1:30.706	2.725	78.54	09:45:34.679
4 -	1:29.661	1.680	79.46	09:47:04.340
5 -	1:28.550 (2)	0.569	80.45	09:48:32.890
6 -	1:35.174	7.193	74.85	09:50:08.064
7 -	1:29.370 (3)	1.389	79.72	09:51:37.434
8 -	1:27.981 (1)		80.97	09:53:05.415

P21 96 Charles MUGGLESTONE

LAP	LAP TIME	DIFF	MPH	TIME OF DAY
1 -	1:36.691	8.626	73.68	09:34:03.904
2 -	1:31.090	3.025	78.21	09:35:34.994
3 -	1:30.077	2.012	79.09	09:37:05.071
4 -	1:28.065 (1)		80.90	09:38:33.136
5 -	1:34.752	6.687	75.19	09:40:07.888
6 -	1:30.321	2.256	78.88	09:41:38.209
7 -	1:42.183	14.118	69.72	09:43:20.392
8 -	1:38.742	10.677	72.15	09:44:59.134
9 -	1:29.587	1.522	79.52	09:46:28.721
10 -	1:28.847	0.782	80.19	09:47:57.568
11 -	1:28.432 (2)	0.367	80.56	09:49:26.000
12 -	1:28.926	0.861	80.11	09:50:54.926
13 -	1:28.476 (3)	0.411	80.52	09:52:23.402

P22 78 Richard BARTLETT (M)

LAP	LAP TIME	DIFF	MPH	TIME OF DAY
1 -	1:34.592	6.166	75.31	09:34:01.142
2 -	1:30.304	1.878	78.89	09:35:31.446
3 -	1:29.137	0.711	79.92	09:37:00.583
4 -	1:28.426 (1)		80.57	09:38:29.009
5 -	1:29.800	1.374	79.33	09:39:58.809
6 -	1:30.288	1.862	78.91	09:41:29.097
7 -	1:28.563 (2)	0.137	80.44	09:42:57.660
8 -	1:29.283 D	0.857	79.79	09:44:26.943
9 -	1:29.028	0.602	80.02	09:45:55.971
10 -	1:29.513	1.087	79.59	09:47:25.484
11 -	1:29.012	0.586	80.04	09:48:54.496
12 -	1:29.625	1.199	79.49	09:50:24.121
13 -	1:28.967	0.541	80.08	09:51:53.088
14 -	1:28.808 (3)	0.382	80.22	09:53:21.896

P23 11 Sam JARVIS

LAP	LAP TIME	DIFF	MPH	TIME OF DAY
1 -	1:41.046	12.451	70.50	09:34:10.005
2 -	1:33.825	5.230	75.93	09:35:43.830
3 -	1:34.465	5.870	75.42	09:37:18.295
4 -	1:31.005	2.410	78.28	09:38:49.300
5 -	1:30.431	1.836	78.78	09:40:19.731
6 -	1:40.530	11.935	70.87	09:42:00.261

Weather / Track : Cloudy / Dry

Donington Park National
Circuit Length = 1.9790 miles
Start: 09:31 Flag 09:51 End: 09:53

BRSCC Mazda MX-5 Championship

QUALIFYING - GROUP 2 - LAP ANALYSIS

DIFF = Difference To Personal Best Lap

7 -	1:34.093	5.498	75.71	09:43:34.354
8 -	1:30.341	1.746	78.86	09:45:04.695
9 -	1:29.518 (2)	0.923	79.58	09:46:34.213
10 -	1:29.779	1.184	79.35	09:48:03.992
11 -	1:29.539 (3)	0.944	79.57	09:49:33.531
12 -	1:28.595 (1)		80.41	09:51:02.126
13 -	1:30.028	1.433	79.13	09:52:32.154

P24 37 Tim DORE

LAP	LAP TIME	DIFF	MPH	TIME OF DAY
1 -	1:35.046	6.377	74.95	09:33:58.172
2 -	1:30.643	1.974	78.60	09:35:28.815
3 -	1:35.092	6.423	74.92	09:37:03.907
4 -	1:28.712 (2)	0.043	80.31	09:38:32.619
5 -	1:30.016	1.347	79.14	09:40:02.635
6 -	1:29.144	0.475	79.92	09:41:31.779
7 -	1:55.914 P	27.245	61.46	09:43:27.693
8 -	3:15.996	1:47.327	36.35	09:46:43.689
9 -	1:29.099 (3)	0.430	79.96	09:48:12.788
10 -	1:29.715	1.046	79.41	09:49:42.503
11 -	1:28.669 (1)		80.35	09:51:11.172
12 -	1:33.630	4.961	76.09	09:52:44.802

P25 169 George GRANT (M)

LAP	LAP TIME	DIFF	MPH	TIME OF DAY
1 -	1:36.919	8.157	73.51	09:34:08.469
2 -	1:33.251	4.489	76.40	09:35:41.720
3 -	1:32.204	3.442	77.27	09:37:13.924
4 -	1:28.764 (2)	0.002	80.26	09:38:42.688
5 -	1:29.951	1.189	79.20	09:40:12.639
6 -	1:28.762 (1)		80.26	09:41:41.401
7 -	1:30.220	1.458	78.96	09:43:11.621
8 -	1:28.836	0.074	80.19	09:44:40.457
9 -	1:28.792 (3)	0.030	80.23	09:46:09.249
10 -	1:28.943	0.181	80.10	09:47:38.192
11 -	1:30.067	1.305	79.10	09:49:08.259
12 -	1:29.314	0.552	79.77	09:50:37.573
13 -	1:29.065	0.303	79.99	09:52:06.638

P26 291 Luke SOUCH

LAP	LAP TIME	DIFF	MPH	TIME OF DAY
1 -	1:39.893	11.008	71.32	09:34:13.279
2 -	1:34.698	5.813	75.23	09:35:47.977
3 -	1:36.601	7.716	73.75	09:37:24.578
4 -	1:32.355	3.470	77.14	09:38:56.933
5 -	1:30.330	1.445	78.87	09:40:27.263
6 -	1:32.310	3.425	77.18	09:41:59.573
7 -	1:30.782	1.897	78.48	09:43:30.355
8 -	1:29.855 (3)	0.970	79.29	09:45:00.210
9 -	1:31.102	2.217	78.20	09:46:31.312
10 -	1:30.566	1.681	78.66	09:48:01.878
11 -	1:29.281 (2)	0.396	79.80	09:49:31.159
12 -	1:28.885 (1)		80.15	09:51:00.044
13 -	1:35.648	6.763	74.48	09:52:35.692

P27 66 Daniel DENHAM

LAP	LAP TIME	DIFF	MPH	TIME OF DAY
1 -	1:37.040	7.532	73.41	09:34:06.265
2 -	1:32.458	2.950	77.05	09:35:38.723
3 -	1:32.132	2.624	77.33	09:37:10.855
4 -	1:30.772	1.264	78.48	09:38:41.627

DIFF = Difference To Personal Best Lap

5 -	1:30.309	0.801	78.89	09:40:11.936
6 -	1:30.860	1.352	78.41	09:41:42.796
7 -	1:30.922	1.414	78.35	09:43:13.718
8 -	1:29.579 (2)	0.071	79.53	09:44:43.297
9 -	1:30.157 (3)	0.649	79.02	09:46:13.454
10 -	1:30.296	0.788	78.90	09:47:43.750
11 -	1:29.508 (1)		79.59	09:49:13.258
12 -	1:30.380	0.872	78.82	09:50:43.638
13 -	1:30.582	1.074	78.65	09:52:14.220

P28 58 Dale WHITEMAN (M)

LAP	LAP TIME	DIFF	MPH	TIME OF DAY
1 -	1:42.058	12.028	69.80	09:34:05.670
2 -	1:34.744	4.714	75.19	09:35:40.414
3 -	1:34.497	4.467	75.39	09:37:14.911
4 -	1:31.876 (3)	1.846	77.54	09:38:46.787
5 -	1:32.989	2.959	76.61	09:40:19.776
6 -	1:34.534	4.504	75.36	09:41:54.310
7 -	1:33.444	3.414	76.24	09:43:27.754
8 -	1:31.192 (2)	1.162	78.12	09:44:58.946
9 -	1:32.346	2.316	77.15	09:46:31.292
10 -	1:32.644	2.614	76.90	09:48:03.936
11 -	1:32.202	2.172	77.27	09:49:36.138
12 -	1:30.030 (1)		79.13	09:51:06.168
13 -	1:32.216	2.186	77.26	09:52:38.384

P29 17 Andrew MACGREGOR (M)

LAP	LAP TIME	DIFF	MPH	TIME OF DAY
1 -	1:39.640	9.442	71.50	09:34:11.098
2 -	1:34.419	4.221	75.45	09:35:45.517
3 -	1:31.100	0.902	78.20	09:37:16.617
4 -	1:30.683	0.485	78.56	09:38:47.300
5 -	1:30.198 (1)		78.98	09:40:17.498
6 -	1:30.406 (3)	0.208	78.80	09:41:47.904
7 -	1:31.847	1.649	77.57	09:43:19.751
8 -	1:31.189	0.991	78.13	09:44:50.940
9 -	1:30.870	0.672	78.40	09:46:21.810
10 -	1:30.557	0.359	78.67	09:47:52.367
11 -	1:31.592	1.394	77.78	09:49:23.959
12 -	1:31.920	1.722	77.50	09:50:55.879
13 -	1:30.205 (2)	0.007	78.98	09:52:26.084

P30 16 Neil MACGREGOR (M)

LAP	LAP TIME	DIFF	MPH	TIME OF DAY
1 -	1:34.538	2.771	75.36	09:46:27.561
2 -	1:37.748	5.981	72.88	09:48:05.309
3 -	1:31.767 (1)		77.63	09:49:37.076
4 -	1:31.934 (2)	0.167	77.49	09:51:09.010
5 -	1:33.969 (3)	2.202	75.81	09:52:42.979

P31 43 Simon WOODS

LAP	LAP TIME	DIFF	MPH	TIME OF DAY
1 -	1:41.140	8.021	70.44	09:34:34.276
2 -	1:35.096	1.977	74.92	09:36:09.372
3 -	1:34.617 (3)	1.498	75.29	09:37:43.989
4 -	1:33.119 (1)		76.51	09:39:17.108
5 -	1:33.770 (2)	0.651	75.97	09:40:50.878
6 -	1:35.242	2.123	74.80	09:42:26.120
7 -	1:35.366 P	2.247	74.70	09:44:01.486

Weather / Track : Cloudy / Dry

BRSCC Mazda MX-5 Championship

QUALIFYING - GROUP 2 - LAP ANALYSIS


DIFF = Difference To Personal Best Lap

P32 38 Shanel DREWE				
LAP	LAP TIME	DIFF	MPH	TIME OF DAY
1 -	1:51.029	17.139	64.16	09:34:32.882
2 -	1:39.712	5.822	71.45	09:36:12.594
3 -	1:42.268	8.378	69.66	09:37:54.862
4 -	1:36.986	3.096	73.46	09:39:31.848
5 -	1:35.673 (2)	1.783	74.46	09:41:07.521
6 -	1:35.749 (3)	1.859	74.40	09:42:43.270
7 -	1:47.683	13.793	66.16	09:44:30.953
8 -	1:33.890 (1)		75.88	09:46:04.843
9 -	2:02.142 P	28.252	58.33	09:48:06.985

P33 46 David RICKARDS (M)				
LAP	LAP TIME	DIFF	MPH	TIME OF DAY
1 -	2:01.781	18.692	58.50	09:34:38.249
2 -	1:53.518	10.429	62.76	09:36:31.767
3 -	1:54.458	11.369	62.24	09:38:26.225
4 -	1:51.017	7.928	64.17	09:40:17.242
5 -	1:49.832	6.743	64.86	09:42:07.074
6 -	1:49.539	6.450	65.04	09:43:56.613
7 -	1:48.468	5.379	65.68	09:45:45.081
8 -	1:46.455	3.366	66.92	09:47:31.536
9 -	1:44.415 (2)	1.326	68.23	09:49:15.951
10 -	1:43.089 (1)		69.11	09:50:59.040
11 -	1:45.875 (3)	2.786	67.29	09:52:44.915

BRSCC Mazda MX-5 Championship - 1B

RACE 1 - GRID (20 minutes)

ROW 16	31	30	Kristofer GREATREX	32	46	David RICKARDS (M)
ROW 15	29	9	James LOVE	30	38	Shanel DREWE
ROW 14	27	16	Neil MACGREGOR (M)	28	43	Simon WOODS
ROW 13	25	14	Elliott HANN	26	17	Andrew MACGREGOR (M)
ROW 12	23	45	Graham RUMSEY (M)	24	58	Dale WHITEMAN (M)
ROW 11	21	75	Bruce CARTER (M)	22	66	Daniel DENHAM
ROW 10	19	722	Alan HAWKINS (M)	20	291	Luke SOUCH
ROW 9	17	21	Orlando LINDSAY	18	169	George GRANT (M)
ROW 8	15	20	Christopher GINN(M)	16	37	Tim DORE
ROW 7	13	31	Bryn GRIFFITHS (M)	14	11	Sam JARVIS
ROW 6	11	544	Jack MOODY	12	78	Richard BARTLETT (M)
ROW 5	9	3	Richard WOOTTEN	10	96	Charles MUGGLESTONE
ROW 4	7	79	Rafal DRZASZCZ	8	2	Jake STYLES
ROW 3	5	24	Oliver GRAHAM	6	57	Oliver JENKINS
ROW 2	3	411	Joshua BRENT	4	56	Thomas JENKINS
ROW 1	1	27	Christopher STAPLETON	2	90	Bruce ROBINSON (M)
Pole						
						


Donington Park National
Circuit Length = 1.9790 miles

These results are provisional until the conclusion of any judicial and technical matters.

Clerk Of Course :	Timekeeper :

BRSCC Mazda MX-5 Championship - 1A

RACE 2 - GRID (20 minutes)

ROW 16	31	19	Oliver ROBINSON (M)			
ROW 15	29	13	Scott LEACH (M)	30	117	Russ LINDSAY (M)
ROW 14	27	26	Charlie RAWLES	28	60	Nick LE DOYEN (M)
ROW 13	25	39	Christina HOLLEY	26	65	William HAYDEN
ROW 12	23	7	Adrian BURGE (M)	24	25	Ivan LEARY (M)
ROW 11	21	74	Clive CHISNALL (M)	22	158	Mike COMBER
ROW 10	19	23	Martin TOLLEY (M)	20	29	Adam CRAIG
ROW 9	17	94	Charlie BURGE	18	93	Jack BREWER
ROW 8	15	54	Marcus BAILEY (M)	16	18	Clive POWLES (M)
ROW 7	13	76	Erik BLIXT	14	55	Matt POLLARD
ROW 6	11	140	Ben HANCY	12	81	Sebastian FISHER
ROW 5	9	1	Will BLACKWELL-CHAMBERS	10	8	Michael FISK
ROW 4	7	42	Paul BATEMAN (M)	8	77	Stephen FODEN
ROW 3	5	83	Brian TROTT (M)	6	33	Jason GREATREX
ROW 2	3	63	Oliver ALLWOOD	4	36	Samuel SMITH
ROW 1	1	67	Ben SHORT	2	5	John LANGRIDGE
Pole						
						

Donington Park National
Circuit Length = 1.9790 miles

These results are provisional until the conclusion of any judicial and technical matters.

Clerk Of Course :		Timekeeper :

BRSCC Mazda MX-5 Championship - 1B

RACE 1 - CLASSIFICATION

POS	NO	NAME	ENTRY	LAPS	TIME	GAP	DIFF	MPH	BEST	ON
1	79	Rafal DRZASZCZ	Mazda MX-5 Mk1	14	20:56.343			79.28	1:27.667	8
2	24	Oliver GRAHAM	Mazda MX-5 Mk1	14	20:56.389	0.046	0.046	79.28	1:27.554	8
3	96	Charles MUGGLESTONE	Mazda MX-5 Mk1	14	20:56.947	0.604	0.558	79.24	1:27.732	11
4	56	Thomas JENKINS	Mazda MX-5 Mk1	14	20:57.412	1.069	0.465	79.21	1:27.626	13
5	544	Jack MOODY	Mazda MX-5 Mk1	14	20:57.706	1.363	0.294	79.19	1:27.197	6
6	31	Bryn GRIFFITHS (M)	Mazda MX-5 Mk1	14	21:03.193	6.850	5.487	78.85	1:26.985	12
7	3	Richard WOOTTEN	Mazda MX-5 Mk1	14	21:03.558	7.215	0.365	78.83	1:27.716	7
8	2	Jake STYLES	Mazda MX-5 Mk1	14	21:09.983	13.640	6.425	78.43	1:27.991	8
9	57*	Oliver JENKINS	Mazda MX-5 Mk1	14	21:10.785	14.442	0.802	78.38	1:27.765	8
10	20	Christopher GINN(M)	Mazda MX-5 Mk1	14	21:16.076	19.733	5.291	78.05	1:28.586	11
11	722	Alan HAWKINS (M)	Mazda MX-5 Mk1	14	21:16.992	20.649	0.916	78.00	1:28.411	10
12	45	Graham RUMSEY (M)	Mazda MX-5 Mk1	14	21:25.056	28.713	8.064	77.51	1:28.211	8
13	411	Joshua BRENT	Mazda MX-5 Mk1	14	21:26.325	29.982	1.269	77.43	1:27.168	4
14	75	Bruce CARTER (M)	Mazda MX-5 Mk1	14	21:26.783	30.440	0.458	77.40	1:28.452	6
15	37	Tim DORE	Mazda MK-5 Mk1	14	21:27.245	30.902	0.462	77.38	1:27.831	13
16	78	Richard BARTLETT (M)	Mazda MX-5 Mk1	14	21:28.051	31.708	0.806	77.33	1:28.480	13
17	21	Orlando LINDSAY	Mazda MX-5 Mk1	14	21:33.424	37.081	5.373	77.01	1:28.680	3
18	16	Dugald MACGREGOR (M)	Mazda MX-5 Mk1	14	21:33.582	37.239	0.158	77.00	1:28.621	12
19	66	Daniel DENHAM	Mazda MX-5 Mk1	14	21:34.149	37.806	0.567	76.96	1:29.154	14
20	11	Sam JARVIS	Mazda MX-5 Mk1	14	21:38.101	41.758	3.952	76.73	1:28.126	11
21	43	Simon WOODS	Mazda MX-5 Mk1	14	21:39.938	43.595	1.837	76.62	1:29.231	6
22	169	George GRANT (M)	Mazda MX-5 Mk1	14	21:40.205	43.862	0.267	76.60	1:28.811	7
23	291	Luke SOUCH	Mazda MX-5 Mk1	14	21:41.647	45.304	1.442	76.52	1:28.020	12
24	14	Elliott HANN	Mazda MX-5 Mk1	14	21:58.192	1:01.849	16.545	75.56	1:29.531	6
25	9	James LOVE	Mazda MX-5 Mk1	14	22:00.276	1:03.933	2.084	75.44	1:32.086	14
26	38	Shanel DREWE	Mazda MX-5 Mk1	14	22:09.684	1:13.341	9.408	74.91	1:31.984	12
27	58	Dale WHITEMAN (M)	Mazda MX-5 Mk1	14	22:10.399	1:14.056	0.715	74.87	1:31.529	11
28	46	David RICKARDS (M)	Mazda MX-5 Mk1	13	22:24.715	1 Lap	1 Lap	68.77	1:40.112	10

NOT CLASSIFIED

DNF	27	Christopher STAPLETON	Mazda MX-5 Mk1	9	13:44.535	5 Laps	4 Laps	77.60	1:28.041	6
DNF	90	Bruce ROBINSON (M)	Mazda MX-5 Mk1	8	14:03.128	6 Laps	1 Lap	67.44	1:28.225	3
DNF	17	Andrew MACGREGOR (M)	Mazda MX-5 Mk1	2	3:31.810	12 Laps	6 Laps	66.62		

FASTEST LAP

31	Bryn GRIFFITHS (M)	Mazda MX-5 Mk1	12	1:26.985	81.90 mph	131.81 kph
----	--------------------	----------------	----	----------	-----------	------------

Car 57 – 5 Second penalty for exceeding track limits

Weather / Track : Cloudy / Dry

These results are provisional until the conclusion of any judicial and technical matters.

Donington Park National

Circuit Length = 1.9790 miles

Start: 11:29 Flag 11:49 End: 11:51

Clerk Of Course :

Timekeeper :

BRSCC Mazda MX-5 Championship - 1B

RACE 1 - LAP CHART

LAP 1 @ 11:30:45.141			LAP 2 @ 11:32:14.261			LAP 3 @ 11:33:43.155			LAP 4 @ 11:35:11.201			LAP 5 @ 11:36:40.344		
NO	BEHIND	LAP TIME	NO	BEHIND	LAP TIME	NO	BEHIND	LAP TIME	NO	BEHIND	LAP TIME	NO	BEHIND	LAP TIME
27		1:39.258	24		1:28.573	27		1:28.178	27		1:28.046	27		1:29.143
24	0.547	1:39.805	27	0.716	1:29.836	24	0.151	1:29.045	24	0.210	1:28.105	24	0.129	1:29.062
56	1.314	1:40.572	96	1.912	1:29.419	96	1.250	1:28.232	96	1.011	1:27.807	411	0.998	1:28.297
3	1.447	1:40.705	78	2.492	1:29.642	79	2.007	1:27.747	411	1.844	1:27.168	79	1.117	1:27.987
96	1.613	1:40.871	3	2.568	1:30.241	3	2.676	1:29.002	79	2.273	1:28.312	96	1.792	1:29.924
78	1.970	1:41.228	79	3.154	1:29.509	411	2.722	1:28.280	544	3.861	1:27.436	544	1.964	1:27.246
2	2.420	1:41.678	411	3.336	1:29.862	544	4.471	1:28.974	56	6.017	1:28.348	56	6.354	1:29.480
411	2.594	1:41.852	56	3.789	1:31.595	56	5.715	1:30.820	3	6.685	1:32.055	3	6.657	1:29.115
79	2.765	1:42.023	544	4.391	1:28.894	21	6.707	1:28.680	722	9.593	1:30.617	21	11.454	1:30.614
31	3.575	1:42.833	31	4.486	1:30.031	722	7.022	1:30.987	21	9.983	1:31.322	722	11.455	1:31.005
722	4.399	1:43.657	2	4.576	1:31.276	11	8.321	1:31.411	57	11.465	1:30.996	31	11.932	1:29.215
544	4.617	1:43.875	722	4.929	1:29.650	57	8.515	1:31.911	31	11.860	1:29.766	57	12.525	1:30.203
57	5.233	1:44.491	57	5.498	1:29.385	2	8.859	1:33.177	2	12.248	1:31.435	2	12.752	1:29.647
20	5.734	1:44.992	11	5.804	1:28.789	20	9.051	1:30.519	45	12.283	1:30.376	45	12.887	1:29.747
11	6.135	1:45.393	21	6.921	1:28.762	45	9.953	1:30.411	11	12.323	1:32.048	20	13.106	1:29.716
21	7.279	1:46.537	20	7.426	1:30.812	31	10.140	1:34.548	20	12.533	1:31.528	90	1 Lap	1:31.153
17	7.754	1:47.012	45	8.436	1:29.569	90	1 Lap	1:52.844	90	1 Lap	1:28.225	11	17.463	1:34.283
45	7.987	1:47.245	66	11.789	1:30.885	66	15.345	1:32.450	43	18.786	1:31.321	78	19.399	1:29.615
43	9.868	1:49.126	43	12.701	1:31.953	43	15.511	1:31.704	78	18.927	1:30.523	14	20.129	1:30.334
66	10.024	1:49.282	14	14.383	1:31.992	14	16.130	1:30.641	14	18.938	1:30.854	37	20.370	1:29.897
9	10.041	1:49.299	9	14.517	1:33.596	78	16.450	1:42.852	37	19.616	1:30.511	43	21.222	1:31.579
75	10.288	1:49.546	37	15.402	1:31.781	37	17.151	1:30.643	66	20.346	1:33.047	75	21.449	1:30.169
14	11.511	1:50.769	75	16.469	1:35.301	75	19.030	1:31.455	75	20.423	1:29.439	66	21.851	1:30.648
37	12.741	1:51.999	16	16.831	1:32.559	9	20.427	1:34.804	169	25.467	1:32.719	169	26.109	1:29.785
38	12.776	1:52.034	169	17.014	1:32.798	291	20.758	1:31.335	16	26.022	1:33.246	291	26.568	1:29.452
169	13.336	1:52.594	291	18.317	1:33.539	169	20.794	1:32.674	291	26.259	1:33.547	16	27.531	1:30.652
16	13.392	1:52.650	38	20.117	1:36.461	16	20.822	1:32.885	9	26.879	1:34.498	9	30.331	1:32.595
291	13.898	1:53.156	58	21.270	1:36.422	38	27.065	1:35.842	38	34.858	1:35.839	58	40.628	1:34.200
58	13.968	1:53.226	17	23.432	1:44.798 P	58	27.591	1:35.215	58	35.571	1:36.026	38	40.880	1:35.165
46	19.171	1:58.429	46	33.071	1:43.020	46	47.502	1:43.325	46	1:01.014	1:41.558	46	1:13.536	1:41.665
90	1:19.794	2:59.052 P												

Weather / Track : Cloudy / Dry

BRSCC Mazda MX-5 Championship - 1B

RACE 1 - LAP CHART

LAP 6 @ 11:38:08.385			LAP 7 @ 11:39:37.745			LAP 8 @ 11:41:06.824			LAP 9 @ 11:42:38.113			LAP 10 @ 11:44:06.988		
NO	BEHIND	LAP TIME	NO	BEHIND	LAP TIME	NO	BEHIND	LAP TIME	NO	BEHIND	LAP TIME	NO	BEHIND	LAP TIME
27		1:28.041	27		1:29.360	79		1:27.667	79		1:31.289	24		1:28.575
411	0.431	1:27.474	411	0.331	1:29.260	27	0.015	1:29.094	24	0.300	1:31.417	79	0.241	1:29.116
24	0.775	1:28.687	544	1.268	1:29.508	411	0.061	1:28.809	96	2.011	1:30.736	56	1.878	1:28.439
79	0.913	1:27.837	79	1.412	1:29.859	24	0.172	1:27.554	56	2.314	1:29.285	96	2.291	1:29.155
544	1.120	1:27.197	24	1.697	1:30.282	96	2.564	1:29.895	3	3.870	1:30.239	544	4.056	1:28.299
96	1.844	1:28.093	96	1.748	1:29.264	56	4.318	1:28.072	544	4.632	1:30.073	3	6.504	1:31.509
56	6.905	1:28.592	56	5.325	1:27.780	3	4.920	1:28.148	31	12.083	1:30.067	31	11.916	1:28.708
3	7.495	1:28.879	3	5.851	1:27.716	544	5.848	1:33.659	27	12.305	1:43.579	57	12.428	1:28.851
31	15.049	1:31.158	31	14.071	1:28.382	46	1 Lap	1:42.303	57	12.452	1:30.318	2	14.909	1:28.949
57	15.562	1:31.078	57	14.737	1:28.535	31	13.305	1:28.313	2	14.835	1:29.954	45	15.267	1:28.428
722	16.746	1:33.332	45	16.476	1:28.785	57	13.423	1:27.765	45	15.714	1:31.395	722	15.636	1:28.411
45	17.051	1:32.205	722	17.106	1:29.720	45	15.608	1:28.211	722	16.100	1:30.538	20	17.382	1:28.891
2	17.112	1:32.401	2	17.258	1:29.506	2	16.170	1:27.991	20	17.366	1:30.998	11	18.144	1:28.672
20	17.327	1:32.262	90	1 Lap	1:28.810	722	16.851	1:28.824	11	18.347	1:30.973	37	26.647	1:30.409
90	1 Lap	1:29.336	20	18.087	1:30.120	20	17.657	1:28.649	46	1 Lap	1:43.462	75	27.018	1:30.276
11	18.457	1:29.035	11	19.504	1:30.407	11	18.663	1:28.238	37	25.113	1:31.016	78	27.413	1:30.477
78	20.292	1:28.934	78	22.513	1:31.581	90	1 Lap	1:36.617	75	25.617	1:30.052	21	28.650	1:29.519
21	20.497	1:37.084	75	22.740	1:30.240	37	25.386	1:31.700	78	25.811	1:31.350	169	31.308	1:31.757
37	20.767	1:28.438	37	22.765	1:31.358	78	25.750	1:32.316	14	27.815	1:31.923	66	32.500	1:31.922
14	21.619	1:29.531	21	23.086	1:31.949	75	26.854	1:33.193	411	27.993	1:59.221	411	32.802	1:33.684
75	21.860	1:28.452	14	23.451	1:31.192	14	27.181	1:32.809	21	28.006	1:31.655	291	34.714	1:33.195
43	22.412	1:29.231	43	24.157	1:31.105	21	27.640	1:33.633	169	28.426	1:30.733	43	35.418	1:34.470
66	24.318	1:30.508	66	25.128	1:30.170	66	27.944	1:31.895	66	29.453	1:32.798	16	35.541	1:33.408
169	27.151	1:29.083	169	26.602	1:28.811	43	28.385	1:33.307	43	29.823	1:32.727	46	1 Lap	1:43.552
291	30.336	1:31.809	291	31.011	1:30.035	169	28.982	1:31.459	291	30.394	1:29.838	9	48.237	1:33.380
16	30.583	1:31.093	16	31.259	1:30.036	291	31.845	1:29.913	90	1 Lap	1:37.091 P	14	53.563	1:54.623
9	34.924	1:32.634	9	37.818	1:32.254	16	32.240	1:30.060	16	31.008	1:30.057	38	59.200	1:32.534
38	47.455	1:34.616	38	50.597	1:32.502	9	41.400	1:32.661	9	43.732	1:33.621	58	1:00.707	1:33.675
58	48.075	1:35.488	58	52.295	1:33.580	38	54.173	1:32.655	38	55.541	1:32.657			
46	1:27.251	1:41.756				58	55.205	1:31.989	58	55.907	1:31.991			

Weather / Track : Cloudy / Dry

Donington Park National
Circuit Length = 1.9790 miles
Start: 11:29 Flag 11:49 End: 11:51

BRSCC Mazda MX-5 Championship - 1B

RACE 1 - LAP CHART

LAP 11 @ 11:45:35.471			LAP 12 @ 11:47:04.312			LAP 13 @ 11:48:33.072			LAP 14 @ 11:50:02.226		
NO	BEHIND	LAP TIME	NO	BEHIND	LAP TIME	NO	BEHIND	LAP TIME	NO	BEHIND	LAP TIME
24		1:28.483	24		1:28.841	79		1:28.441	79		1:29.154
79	0.094	1:28.336	79	0.319	1:29.066	24	0.311	1:29.071	24	0.046	1:28.889
56	1.341	1:27.946	96	1.468	1:28.769	96	0.723	1:28.015	96	0.604	1:29.035
96	1.540	1:27.732	544	2.363	1:27.927	544	1.479	1:27.876	56	1.069	1:28.288
544	3.277	1:27.704	56	3.069	1:30.569	56	1.935	1:27.626	544	1.363	1:29.038
3	7.722	1:29.701	3	8.096	1:29.215	3	7.418	1:28.082	31	6.850	1:27.668
31	11.322	1:27.889	31	9.466	1:26.985	31	8.336	1:27.630	3	7.215	1:28.951
57	11.814	1:27.869	57	11.057	1:28.084	57	10.207	1:27.910	57	9.442	1:28.389
2	15.271	1:28.845	2	14.808	1:28.378	2	14.283	1:28.235	2	13.640	1:28.511
45	16.581	1:29.797	20	18.202	1:29.558	722	19.629	1:29.854	20	19.733	1:28.978
722	17.036	1:29.883	722	18.535	1:30.340	20	19.909	1:30.467	722	20.649	1:30.174
20	17.485	1:28.586	45	26.788	1:39.048	45	27.777	1:29.749	45	28.713	1:30.090
11	17.787	1:28.126	37	29.738	1:30.001	37	28.809	1:27.831	411	29.982	1:29.006
37	28.578	1:30.414	75	30.626	1:28.926	411	30.130	1:27.723	75	30.440	1:28.602
75	30.541	1:32.006	411	31.167	1:27.616	75	30.992	1:29.126	37	30.902	1:31.247
21	30.761	1:30.594	21	32.264	1:30.344	78	32.272	1:28.480	78	31.708	1:28.590
78	31.153	1:32.223	78	32.552	1:30.240	21	35.072	1:31.568	21	37.081	1:31.163
169	32.014	1:29.189	169	33.286	1:30.113	11	35.972	1:30.611	16	37.239	1:29.656
411	32.392	1:28.073	11	34.121	1:45.175	16	36.737	1:29.719	66	37.806	1:29.154
291	35.147	1:28.916	291	34.326	1:28.020	66	37.806	1:30.403	11	41.758	1:34.940
66	35.615	1:31.598	16	35.778	1:28.621	169	42.462	1:37.936	43	43.595	1:29.811
16	35.998	1:28.940	66	36.163	1:29.389	43	42.938	1:30.988	169	43.862	1:30.554
43	39.672	1:32.737	43	40.710	1:29.879	291	43.210	1:37.644	291	45.304	1:31.248
46	1 Lap	1:40.112	9	57.573	1:34.190	14	59.803	1:30.892	14	1:01.849	1:31.200
9	52.224	1:32.470	14	57.671	1:30.796	9	1:01.001	1:32.188	9	1:03.933	1:32.086
14	55.716	1:30.636	46	1 Lap	1:42.600	38	1:10.248	1:33.115	38	1:13.341	1:32.247
38	1:02.750	1:32.033	38	1:05.893	1:31.984	58	1:10.699	1:32.803	58	1:14.056	1:32.511
58	1:03.753	1:31.529	58	1:06.656	1:31.744	46	1 Lap	1:42.060	46	1 Lap	1:40.873

Weather / Track : Cloudy / Dry

BRSCC Mazda MX-5 Championship - 1B

RACE 1 - LAP ANALYSIS

DIFF = Difference To Personal Best Lap

P1 79 Rafal DRZASZCZ				
LAP	LAP TIME	DIFF	MPH	TIME OF DAY
1 -	1:42.023	14.356	69.83	11:30:47.906
2 -	1:29.509	1.842	79.59	11:32:17.415
3 -	1:27.747 (2)	0.080	81.19	11:33:45.162
4 -	1:28.312	0.645	80.67	11:35:13.474
5 -	1:27.987	0.320	80.97	11:36:41.461
6 -	1:27.837 (3)	0.170	81.11	11:38:09.298
7 -	1:29.859	2.192	79.28	11:39:39.157
8 -	1:27.667 (1)		81.26	11:41:06.824
9 -	1:31.289	3.622	78.04	11:42:38.113
10 -	1:29.116	1.449	79.94	11:44:07.229
11 -	1:28.336	0.669	80.65	11:45:35.565
12 -	1:29.066	1.399	79.99	11:47:04.631
13 -	1:28.441	0.774	80.55	11:48:33.072
14 -	1:29.154	1.487	79.91	11:50:02.226

P2 24 Oliver GRAHAM				
LAP	LAP TIME	DIFF	MPH	TIME OF DAY
1 -	1:39.805	12.251	71.38	11:30:45.688
2 -	1:28.573	1.019	80.43	11:32:14.261
3 -	1:29.045	1.491	80.01	11:33:43.306
4 -	1:28.105 (2)	0.551	80.86	11:35:11.411
5 -	1:29.062	1.508	79.99	11:36:40.473
6 -	1:28.687	1.133	80.33	11:38:09.160
7 -	1:30.282	2.728	78.91	11:39:39.442
8 -	1:27.554 (1)		81.37	11:41:06.996
9 -	1:31.417	3.863	77.93	11:42:38.413
10 -	1:28.575	1.021	80.43	11:44:06.988
11 -	1:28.483 (3)	0.929	80.51	11:45:35.471
12 -	1:28.841	1.287	80.19	11:47:04.312
13 -	1:29.071	1.517	79.98	11:48:33.383
14 -	1:28.889	1.335	80.15	11:50:02.272

P3 96 Charles MUGGLESTONE				
LAP	LAP TIME	DIFF	MPH	TIME OF DAY
1 -	1:40.871	13.139	70.63	11:30:46.754
2 -	1:29.419	1.687	79.67	11:32:16.173
3 -	1:28.232	0.500	80.74	11:33:44.405
4 -	1:27.807 (2)	0.075	81.13	11:35:12.212
5 -	1:29.924	2.192	79.22	11:36:42.136
6 -	1:28.093	0.361	80.87	11:38:10.229
7 -	1:29.264	1.532	79.81	11:39:39.493
8 -	1:29.895	2.163	79.25	11:41:09.388
9 -	1:30.736	3.004	78.52	11:42:40.124
10 -	1:29.155	1.423	79.91	11:44:09.279
11 -	1:27.732 (1)		81.20	11:45:37.011
12 -	1:28.769	1.037	80.26	11:47:05.780
13 -	1:28.015 (3)	0.283	80.94	11:48:33.795
14 -	1:29.035	1.303	80.02	11:50:02.830

P4 56 Thomas JENKINS				
LAP	LAP TIME	DIFF	MPH	TIME OF DAY
1 -	1:40.572	12.946	70.84	11:30:46.455
2 -	1:31.595	3.969	77.78	11:32:18.050
3 -	1:30.820	3.194	78.44	11:33:48.870
4 -	1:28.348	0.722	80.64	11:35:17.218
5 -	1:29.480	1.854	79.62	11:36:46.698
6 -	1:28.592	0.966	80.42	11:38:15.290
7 -	1:27.780 (2)	0.154	81.16	11:39:43.070
8 -	1:28.072	0.446	80.89	11:41:11.142

DIFF = Difference To Personal Best Lap

9 -	1:29.285	1.659	79.79	11:42:40.427
10 -	1:28.439	0.813	80.55	11:44:08.866
11 -	1:27.946 (3)	0.320	81.01	11:45:36.812
12 -	1:30.569	2.943	78.66	11:47:07.381
13 -	1:27.626 (1)		81.30	11:48:35.007
14 -	1:28.288	0.662	80.69	11:50:03.295

P5 544 Jack MOODY				
LAP	LAP TIME	DIFF	MPH	TIME OF DAY
1 -	1:43.875	16.678	68.58	11:30:49.758
2 -	1:28.894	1.697	80.14	11:32:18.652
3 -	1:28.974	1.777	80.07	11:33:47.626
4 -	1:27.436 (3)	0.239	81.48	11:35:15.062
5 -	1:27.246 (2)	0.049	81.66	11:36:42.308
6 -	1:27.197 (1)		81.70	11:38:09.505
7 -	1:29.508	2.311	79.59	11:39:39.013
8 -	1:33.659	6.462	76.07	11:41:12.672
9 -	1:30.073	2.876	79.09	11:42:42.745
10 -	1:28.299	1.102	80.68	11:44:11.044
11 -	1:27.704	0.507	81.23	11:45:38.748
12 -	1:27.927	0.730	81.02	11:47:06.675
13 -	1:27.876	0.679	81.07	11:48:34.551
14 -	1:29.038	1.841	80.01	11:50:03.589

P6 31 Bryn GRIFFITHS (M)				
LAP	LAP TIME	DIFF	MPH	TIME OF DAY
1 -	1:42.833	15.848	69.28	11:30:48.716
2 -	1:30.031	3.046	79.13	11:32:18.747
3 -	1:34.548	7.563	75.35	11:33:53.295
4 -	1:29.766	2.781	79.36	11:35:23.061
5 -	1:29.215	2.230	79.85	11:36:52.276
6 -	1:31.158	4.173	78.15	11:38:23.434
7 -	1:28.382	1.397	80.61	11:39:51.816
8 -	1:28.313	1.328	80.67	11:41:20.129
9 -	1:30.067	3.082	79.10	11:42:50.196
10 -	1:28.708	1.723	80.31	11:44:18.904
11 -	1:27.889	0.904	81.06	11:45:46.793
12 -	1:26.985 (1)		81.90	11:47:13.778
13 -	1:27.630 (2)	0.645	81.30	11:48:41.408
14 -	1:27.668 (3)	0.683	81.26	11:50:09.076

P7 3 Richard WOOTTEN				
LAP	LAP TIME	DIFF	MPH	TIME OF DAY
1 -	1:40.705	12.989	70.74	11:30:46.588
2 -	1:30.241	2.525	78.95	11:32:16.829
3 -	1:29.002	1.286	80.05	11:33:45.831
4 -	1:32.055	4.339	77.39	11:35:17.886
5 -	1:29.115	1.399	79.94	11:36:47.001
6 -	1:28.879	1.163	80.16	11:38:15.880
7 -	1:27.716 (1)		81.22	11:39:43.596
8 -	1:28.148 (3)	0.432	80.82	11:41:11.744
9 -	1:30.239	2.523	78.95	11:42:41.983
10 -	1:31.509	3.793	77.85	11:44:13.492
11 -	1:29.701	1.985	79.42	11:45:43.193
12 -	1:29.215	1.499	79.85	11:47:12.408
13 -	1:28.082 (2)	0.366	80.88	11:48:40.490
14 -	1:28.951	1.235	80.09	11:50:09.441

P8 2 Jake STYLES				
LAP	LAP TIME	DIFF	MPH	TIME OF DAY
1 -	1:41.678	13.687	70.07	11:30:47.561

Weather / Track : Cloudy / Dry

BRSCC Mazda MX-5 Championship - 1B

RACE 1 - LAP ANALYSIS

DIFF = Difference To Personal Best Lap

2 -	1:31.276	3.285	78.05	11:32:18.837
3 -	1:33.177	5.186	76.46	11:33:52.014
4 -	1:31.435	3.444	77.92	11:35:23.449
5 -	1:29.647	1.656	79.47	11:36:53.096
6 -	1:32.401	4.410	77.10	11:38:25.497
7 -	1:29.506	1.515	79.59	11:39:55.003
8 -	1:27.991 (1)		80.97	11:41:22.994
9 -	1:29.954	1.963	79.20	11:42:52.948
10 -	1:28.949	0.958	80.09	11:44:21.897
11 -	1:28.845	0.854	80.19	11:45:50.742
12 -	1:28.378 (3)	0.387	80.61	11:47:19.120
13 -	1:28.235 (2)	0.244	80.74	11:48:47.355
14 -	1:28.511	0.520	80.49	11:50:15.866

P9 57 Oliver JENKINS

LAP	LAP TIME	DIFF	MPH	TIME OF DAY
1 -	1:44.491	16.726	68.18	11:30:50.374
2 -	1:29.385	1.620	79.70	11:32:19.759
3 -	1:31.911	4.146	77.51	11:33:51.670
4 -	1:30.996	3.231	78.29	11:35:22.666
5 -	1:30.203	2.438	78.98	11:36:52.869
6 -	1:31.078	3.313	78.22	11:38:23.947
7 -	1:28.535	0.770	80.47	11:39:52.482
8 -	1:27.765 (1)		81.17	11:41:20.247
9 -	1:30.318	2.553	78.88	11:42:50.565
10 -	1:28.851	1.086	80.18	11:44:19.416
11 -	1:27.869 (2)	0.104	81.08	11:45:47.285
12 -	1:28.084	0.319	80.88	11:47:15.369
13 -	1:27.910 (3)	0.145	81.04	11:48:43.279
14 -	1:28.389	0.624	80.60	11:50:11.668

P10 20 Christopher GINN(M)

LAP	LAP TIME	DIFF	MPH	TIME OF DAY
1 -	1:44.992	16.406	67.85	11:30:50.875
2 -	1:30.812	2.226	78.45	11:32:21.687
3 -	1:30.519	1.933	78.70	11:33:52.206
4 -	1:31.528	2.942	77.84	11:35:23.734
5 -	1:29.716	1.130	79.41	11:36:53.450
6 -	1:32.262	3.676	77.22	11:38:25.712
7 -	1:30.120	1.534	79.05	11:39:55.832
8 -	1:28.649 (2)	0.063	80.36	11:41:24.481
9 -	1:30.998	2.412	78.29	11:42:55.479
10 -	1:28.891 (3)	0.305	80.15	11:44:24.370
11 -	1:28.586 (1)		80.42	11:45:52.956
12 -	1:29.558	0.972	79.55	11:47:22.514
13 -	1:30.467	1.881	78.75	11:48:52.981
14 -	1:28.978	0.392	80.07	11:50:21.959

P11 722 Alan HAWKINS (M)

LAP	LAP TIME	DIFF	MPH	TIME OF DAY
1 -	1:43.657	15.246	68.73	11:30:49.540
2 -	1:29.650 (3)	1.239	79.47	11:32:19.190
3 -	1:30.987	2.576	78.30	11:33:50.177
4 -	1:30.617	2.206	78.62	11:35:20.794
5 -	1:31.005	2.594	78.28	11:36:51.799
6 -	1:33.332	4.921	76.33	11:38:25.131
7 -	1:29.720	1.309	79.40	11:39:54.851
8 -	1:28.824 (2)	0.413	80.21	11:41:23.675
9 -	1:30.538	2.127	78.69	11:42:54.213
10 -	1:28.411 (1)		80.58	11:44:22.624
11 -	1:29.883	1.472	79.26	11:45:52.507
12 -	1:30.340	1.929	78.86	11:47:22.847

DIFF = Difference To Personal Best Lap

13 -	1:29.854	1.443	79.29	11:48:52.701
14 -	1:30.174	1.763	79.00	11:50:22.875

P12 45 Graham RUMSEY (M)

LAP	LAP TIME	DIFF	MPH	TIME OF DAY
1 -	1:47.245	19.034	66.43	11:30:53.128
2 -	1:29.569	1.358	79.54	11:32:22.697
3 -	1:30.411	2.200	78.80	11:33:53.108
4 -	1:30.376	2.165	78.83	11:35:23.484
5 -	1:29.747	1.536	79.38	11:36:53.231
6 -	1:32.205	3.994	77.26	11:38:25.436
7 -	1:28.785 (3)	0.574	80.24	11:39:54.221
8 -	1:28.211 (1)		80.76	11:41:22.432
9 -	1:31.395	3.184	77.95	11:42:53.827
10 -	1:28.428 (2)	0.217	80.56	11:44:22.255
11 -	1:29.797	1.586	79.34	11:45:52.052
12 -	1:39.048	10.837	71.93	11:47:31.100
13 -	1:29.749	1.538	79.38	11:49:00.849
14 -	1:30.090	1.879	79.08	11:50:30.939

P13 411 Joshua BRENT

LAP	LAP TIME	DIFF	MPH	TIME OF DAY
1 -	1:41.852	14.684	69.95	11:30:47.735
2 -	1:29.862	2.694	79.28	11:32:17.597
3 -	1:28.280	1.112	80.70	11:33:45.877
4 -	1:27.168 (1)		81.73	11:35:13.045
5 -	1:28.297	1.129	80.68	11:36:41.342
6 -	1:27.474 (2)	0.306	81.44	11:38:08.816
7 -	1:29.260	2.092	79.81	11:39:38.076
8 -	1:28.809	1.641	80.22	11:41:06.885
9 -	1:59.221	32.053	59.75	11:43:06.106
10 -	1:33.684	6.516	76.04	11:44:39.790
11 -	1:28.073	0.905	80.89	11:46:07.863
12 -	1:27.616 (3)	0.448	81.31	11:47:35.479
13 -	1:27.723	0.555	81.21	11:49:03.202
14 -	1:29.006	1.838	80.04	11:50:32.208

P14 75 Bruce CARTER (M)

LAP	LAP TIME	DIFF	MPH	TIME OF DAY
1 -	1:49.546	21.094	65.03	11:30:55.429
2 -	1:35.301	6.849	74.75	11:32:30.730
3 -	1:31.455	3.003	77.90	11:34:02.185
4 -	1:29.439	0.987	79.65	11:35:31.624
5 -	1:30.169	1.717	79.01	11:37:01.793
6 -	1:28.452 (1)		80.54	11:38:30.245
7 -	1:30.240	1.788	78.95	11:40:00.485
8 -	1:33.193	4.741	76.45	11:41:33.678
9 -	1:30.052	1.600	79.11	11:43:03.730
10 -	1:30.276	1.824	78.92	11:44:34.006
11 -	1:32.006	3.554	77.43	11:46:06.012
12 -	1:28.926 (3)	0.474	80.11	11:47:34.938
13 -	1:29.126	0.674	79.93	11:49:04.064
14 -	1:28.602 (2)	0.150	80.41	11:50:32.666

P15 37 Tim DORE

LAP	LAP TIME	DIFF	MPH	TIME OF DAY
1 -	1:51.999	24.168	63.61	11:30:57.882
2 -	1:31.781	3.950	77.62	11:32:29.663
3 -	1:30.643	2.812	78.60	11:34:00.306
4 -	1:30.511	2.680	78.71	11:35:30.817
5 -	1:29.897 (3)	2.066	79.25	11:37:00.714

Weather / Track : Cloudy / Dry

Donington Park National
Circuit Length = 1.9790 miles
Start: 11:29 Flag 11:49 End: 11:51

BRSCC Mazda MX-5 Championship - 1B

RACE 1 - LAP ANALYSIS

DIFF = Difference To Personal Best Lap

6 -	1:28.438 (2)	0.607	80.56	11:38:29.152
7 -	1:31.358	3.527	77.98	11:40:00.510
8 -	1:31.700	3.869	77.69	11:41:32.210
9 -	1:31.016	3.185	78.27	11:43:03.226
10 -	1:30.409	2.578	78.80	11:44:33.635
11 -	1:30.414	2.583	78.80	11:46:04.049
12 -	1:30.001	2.170	79.16	11:47:34.050
13 -	1:27.831 (1)		81.11	11:49:01.881
14 -	1:31.247	3.416	78.08	11:50:33.128

P16 78 Richard BARTLETT (M)

LAP	LAP TIME	DIFF	MPH	TIME OF DAY
1 -	1:41.228	12.748	70.38	11:30:47.111
2 -	1:29.642	1.162	79.47	11:32:16.753
3 -	1:42.852	14.372	69.27	11:33:59.605
4 -	1:30.523	2.043	78.70	11:35:30.128
5 -	1:29.615	1.135	79.50	11:36:59.743
6 -	1:28.934 (3)	0.454	80.11	11:38:28.677
7 -	1:31.581	3.101	77.79	11:40:00.258
8 -	1:32.316	3.836	77.17	11:41:32.574
9 -	1:31.350	2.870	77.99	11:43:03.924
10 -	1:30.477	1.997	78.74	11:44:34.401
11 -	1:32.223	3.743	77.25	11:46:06.624
12 -	1:30.240	1.760	78.95	11:47:36.864
13 -	1:28.480 (1)		80.52	11:49:05.344
14 -	1:28.590 (2)	0.110	80.42	11:50:33.934

P17 21 Orlando LINDSAY

LAP	LAP TIME	DIFF	MPH	TIME OF DAY
1 -	1:46.537	17.857	66.87	11:30:52.420
2 -	1:28.762 (2)	0.082	80.26	11:32:21.182
3 -	1:28.680 (1)		80.34	11:33:49.862
4 -	1:31.322	2.642	78.01	11:35:21.184
5 -	1:30.614	1.934	78.62	11:36:51.798
6 -	1:37.084	8.404	73.38	11:38:28.882
7 -	1:31.949	3.269	77.48	11:40:00.831
8 -	1:33.633	4.953	76.09	11:41:34.464
9 -	1:31.655	2.975	77.73	11:43:06.119
10 -	1:29.519 (3)	0.839	79.58	11:44:35.638
11 -	1:30.594	1.914	78.64	11:46:06.232
12 -	1:30.344	1.664	78.86	11:47:36.576
13 -	1:31.568	2.888	77.80	11:49:08.144
14 -	1:31.163	2.483	78.15	11:50:39.307

P18 16 Dugald MACGREGOR (M)

LAP	LAP TIME	DIFF	MPH	TIME OF DAY
1 -	1:52.650	24.029	63.24	11:30:58.533
2 -	1:32.559	3.938	76.97	11:32:31.092
3 -	1:32.885	4.264	76.70	11:34:03.977
4 -	1:33.246	4.625	76.40	11:35:37.223
5 -	1:30.652	2.031	78.59	11:37:07.875
6 -	1:31.093	2.472	78.21	11:38:38.968
7 -	1:30.036	1.415	79.13	11:40:09.004
8 -	1:30.060	1.439	79.10	11:41:39.064
9 -	1:30.057	1.436	79.11	11:43:09.121
10 -	1:33.408	4.787	76.27	11:44:42.529
11 -	1:28.940 (2)	0.319	80.10	11:46:11.469
12 -	1:28.621 (1)		80.39	11:47:40.090
13 -	1:29.719	1.098	79.41	11:49:09.809
14 -	1:29.656 (3)	1.035	79.46	11:50:39.465

DIFF = Difference To Personal Best Lap

P19 66 Daniel DENHAM				
LAP	LAP TIME	DIFF	MPH	TIME OF DAY
1 -	1:49.282	20.128	65.19	11:30:55.165
2 -	1:30.885	1.731	78.39	11:32:26.050
3 -	1:32.450	3.296	77.06	11:33:58.500
4 -	1:33.047	3.893	76.57	11:35:31.547
5 -	1:30.648	1.494	78.59	11:37:02.195
6 -	1:30.508	1.354	78.71	11:38:32.703
7 -	1:30.170 (3)	1.016	79.01	11:40:02.873
8 -	1:31.895	2.741	77.53	11:41:34.768
9 -	1:32.798	3.644	76.77	11:43:07.566
10 -	1:31.922	2.768	77.50	11:44:39.488
11 -	1:31.598	2.444	77.78	11:46:11.086
12 -	1:29.389 (2)	0.235	79.70	11:47:40.475
13 -	1:30.403	1.249	78.80	11:49:10.878
14 -	1:29.154 (1)		79.91	11:50:40.032

P20 11 Sam JARVIS

LAP	LAP TIME	DIFF	MPH	TIME OF DAY
1 -	1:45.393	17.267	67.60	11:30:51.276
2 -	1:28.789	0.663	80.24	11:32:20.065
3 -	1:31.411	3.285	77.94	11:33:51.476
4 -	1:32.048	3.922	77.40	11:35:23.524
5 -	1:34.283	6.157	75.56	11:36:57.807
6 -	1:29.035	0.909	80.02	11:38:26.842
7 -	1:30.407	2.281	78.80	11:39:57.249
8 -	1:28.238 (2)	0.112	80.74	11:41:25.487
9 -	1:30.973	2.847	78.31	11:42:56.460
10 -	1:28.672 (3)	0.546	80.34	11:44:25.132
11 -	1:28.126 (1)		80.84	11:45:53.258
12 -	1:45.175	17.049	67.74	11:47:38.433
13 -	1:30.611	2.485	78.62	11:49:09.044
14 -	1:34.940	6.814	75.04	11:50:43.984

P21 43 Simon WOODS

LAP	LAP TIME	DIFF	MPH	TIME OF DAY
1 -	1:49.126	19.895	65.28	11:30:55.009
2 -	1:31.953	2.722	77.48	11:32:26.962
3 -	1:31.704	2.473	77.69	11:33:58.666
4 -	1:31.321	2.090	78.01	11:35:29.987
5 -	1:31.579	2.348	77.79	11:37:01.566
6 -	1:29.231 (1)		79.84	11:38:30.797
7 -	1:31.105	1.874	78.20	11:40:01.902
8 -	1:33.307	4.076	76.35	11:41:35.209
9 -	1:32.727	3.496	76.83	11:43:07.936
10 -	1:34.470	5.239	75.41	11:44:42.406
11 -	1:32.737	3.506	76.82	11:46:15.143
12 -	1:29.879 (3)	0.648	79.26	11:47:45.022
13 -	1:30.988	1.757	78.30	11:49:16.010
14 -	1:29.811 (2)	0.580	79.32	11:50:45.821

P22 169 George GRANT (M)

LAP	LAP TIME	DIFF	MPH	TIME OF DAY
1 -	1:52.594	23.783	63.27	11:30:58.477
2 -	1:32.798	3.987	76.77	11:32:31.275
3 -	1:32.674	3.863	76.87	11:34:03.949
4 -	1:32.719	3.908	76.84	11:35:36.668
5 -	1:29.785	0.974	79.35	11:37:06.453
6 -	1:29.083 (2)	0.272	79.97	11:38:35.536
7 -	1:28.811 (1)		80.22	11:40:04.347
8 -	1:31.459	2.648	77.89	11:41:35.806

Donington Park National
Circuit Length = 1.9790 miles
Start: 11:29 Flag 11:49 End: 11:51

Weather / Track : Cloudy / Dry

BRSCC Mazda MX-5 Championship - 1B

RACE 1 - LAP ANALYSIS

DIFF = Difference To Personal Best Lap

9 -	1:30.733	1.922	78.52	11:43:06.539
10 -	1:31.757	2.946	77.64	11:44:38.296
11 -	1:29.189 (3)	0.378	79.88	11:46:07.485
12 -	1:30.113	1.302	79.06	11:47:37.598
13 -	1:37.936	9.125	72.74	11:49:15.534
14 -	1:30.554	1.743	78.67	11:50:46.088

P23 291 Luke SOUCH

LAP	LAP TIME	DIFF	MPH	TIME OF DAY
1 -	1:53.156	25.136	62.96	11:30:59.039
2 -	1:33.539	5.519	76.16	11:32:32.578
3 -	1:31.335	3.315	78.00	11:34:03.913
4 -	1:33.547	5.527	76.16	11:35:37.460
5 -	1:29.452 (3)	1.432	79.64	11:37:06.912
6 -	1:31.809	3.789	77.60	11:38:38.721
7 -	1:30.035	2.015	79.13	11:40:08.756
8 -	1:29.913	1.893	79.23	11:41:38.669
9 -	1:29.838	1.818	79.30	11:43:08.507
10 -	1:33.195	5.175	76.44	11:44:41.702
11 -	1:28.916 (2)	0.896	80.12	11:46:10.618
12 -	1:28.020 (1)		80.94	11:47:38.638
13 -	1:37.644	9.624	72.96	11:49:16.282
14 -	1:31.248	3.228	78.07	11:50:47.530

P24 14 Elliott HANN

LAP	LAP TIME	DIFF	MPH	TIME OF DAY
1 -	1:50.769	21.238	64.31	11:30:56.652
2 -	1:31.992	2.461	77.44	11:32:28.644
3 -	1:30.641	1.110	78.60	11:33:59.285
4 -	1:30.854	1.323	78.41	11:35:30.139
5 -	1:30.334 (2)	0.803	78.86	11:37:00.473
6 -	1:29.531 (1)		79.57	11:38:30.004
7 -	1:31.192	1.661	78.12	11:40:01.196
8 -	1:32.809	3.278	76.76	11:41:34.005
9 -	1:31.923	2.392	77.50	11:43:05.928
10 -	1:54.623	25.092	62.15	11:45:00.551
11 -	1:30.636 (3)	1.105	78.60	11:46:31.187
12 -	1:30.796	1.265	78.46	11:48:01.983
13 -	1:30.892	1.361	78.38	11:49:32.875
14 -	1:31.200	1.669	78.12	11:51:04.075

P25 9 James LOVE

LAP	LAP TIME	DIFF	MPH	TIME OF DAY
1 -	1:49.299	17.213	65.18	11:30:55.182
2 -	1:33.596	1.510	76.12	11:32:28.778
3 -	1:34.804	2.718	75.15	11:34:03.582
4 -	1:34.498	2.412	75.39	11:35:38.080
5 -	1:32.595	0.509	76.94	11:37:10.675
6 -	1:32.634	0.548	76.91	11:38:43.309
7 -	1:32.254 (3)	0.168	77.22	11:40:15.563
8 -	1:32.661	0.575	76.88	11:41:48.224
9 -	1:33.621	1.535	76.10	11:43:21.845
10 -	1:33.380	1.294	76.29	11:44:55.225
11 -	1:32.470	0.384	77.04	11:46:27.695
12 -	1:34.190	2.104	75.64	11:48:01.885
13 -	1:32.188 (2)	0.102	77.28	11:49:34.073
14 -	1:32.086 (1)		77.36	11:51:06.159

P26 38 Shanel DREWE

LAP	LAP TIME	DIFF	MPH	TIME OF DAY
1 -	1:52.034	20.050	63.59	11:30:57.917

DIFF = Difference To Personal Best Lap

2 -	1:36.461	4.477	73.86	11:32:34.378
3 -	1:35.842	3.858	74.33	11:34:10.220
4 -	1:35.839	3.855	74.33	11:35:46.059
5 -	1:35.165	3.181	74.86	11:37:21.224
6 -	1:34.616	2.632	75.30	11:38:55.840
7 -	1:32.502	0.518	77.02	11:40:28.342
8 -	1:32.655	0.671	76.89	11:42:00.997
9 -	1:32.657	0.673	76.89	11:43:33.654
10 -	1:32.534	0.550	76.99	11:45:06.188
11 -	1:32.033 (2)	0.049	77.41	11:46:38.221
12 -	1:31.984 (1)		77.45	11:48:10.205
13 -	1:33.115	1.131	76.51	11:49:43.320
14 -	1:32.247 (3)	0.263	77.23	11:51:15.567

P27 58 Dale WHITEMAN (M)

LAP	LAP TIME	DIFF	MPH	TIME OF DAY
1 -	1:53.226	21.697	62.92	11:30:59.109
2 -	1:36.422	4.893	73.89	11:32:35.531
3 -	1:35.215	3.686	74.82	11:34:10.746
4 -	1:36.026	4.497	74.19	11:35:46.772
5 -	1:34.200	2.671	75.63	11:37:20.972
6 -	1:35.488	3.959	74.61	11:38:56.460
7 -	1:33.580	2.051	76.13	11:40:30.040
8 -	1:31.989 (3)	0.460	77.45	11:42:02.029
9 -	1:31.991	0.462	77.44	11:43:34.020
10 -	1:33.675	2.146	76.05	11:45:07.695
11 -	1:31.529 (1)		77.84	11:46:39.224
12 -	1:31.744 (2)	0.215	77.65	11:48:10.968
13 -	1:32.803	1.274	76.77	11:49:43.771
14 -	1:32.511	0.982	77.01	11:51:16.282

P28 46 David RICKARDS (M)

LAP	LAP TIME	DIFF	MPH	TIME OF DAY
1 -	1:58.429	18.317	60.15	11:31:04.312
2 -	1:43.020	2.908	69.15	11:32:47.332
3 -	1:43.325	3.213	68.95	11:34:30.657
4 -	1:41.558 (3)	1.446	70.15	11:36:12.215
5 -	1:41.665	1.553	70.07	11:37:53.880
6 -	1:41.756	1.644	70.01	11:39:35.636
7 -	1:42.303	2.191	69.64	11:41:17.939
8 -	1:43.462	3.350	68.86	11:43:01.401
9 -	1:43.552	3.440	68.80	11:44:44.953
10 -	1:40.112 (1)		71.16	11:46:25.065
11 -	1:42.600	2.488	69.44	11:48:07.665
12 -	1:42.060	1.948	69.80	11:49:49.725
13 -	1:40.873 (2)	0.761	70.62	11:51:30.598

P29 27 Christopher STAPLETON

LAP	LAP TIME	DIFF	MPH	TIME OF DAY
1 -	1:39.258	11.217	71.77	11:30:45.141
2 -	1:29.836	1.795	79.30	11:32:14.977
3 -	1:28.178 (3)	0.137	80.79	11:33:43.155
4 -	1:28.046 (2)	0.005	80.91	11:35:11.201
5 -	1:29.143	1.102	79.92	11:36:40.344
6 -	1:28.041 (1)		80.92	11:38:08.385
7 -	1:29.360	1.319	79.72	11:39:37.745
8 -	1:29.094	1.053	79.96	11:41:06.839
9 -	1:43.579	15.538	68.78	11:42:50.418

Weather / Track : Cloudy / Dry

BRSCC Mazda MX-5 Championship - 1B

RACE 1 - LAP ANALYSIS

DIFF = Difference To Personal Best Lap

P30 90 Bruce ROBINSON (M)				
LAP	LAP TIME	DIFF	MPH	TIME OF DAY
1 -	2:59.052 P	1:30.827	39.79	11:32:04.935
2 -	1:52.844	24.619	63.13	11:33:57.779
3 -	1:28.225 (1)		80.75	11:35:26.004
4 -	1:31.153	2.928	78.16	11:36:57.157
5 -	1:29.336 (3)	1.111	79.75	11:38:26.493
6 -	1:28.810 (2)	0.585	80.22	11:39:55.303
7 -	1:36.617	8.392	73.74	11:41:31.920
8 -	1:37.091 P	8.866	73.38	11:43:09.011

P31 17 Andrew MACGREGOR (M)				
LAP	LAP TIME	DIFF	MPH	TIME OF DAY
1 -	1:47.012		66.57	11:30:52.895
2 -	1:44.798 P		67.98	11:32:37.693

BRSCC Mazda MX-5 Championship - 1A

RACE 2 - CLASSIFICATION

POS	NO	NAME	ENTRY	LAPS	TIME	GAP	DIFF	MPH	BEST	ON
1	33	Jason GREATREX	Mazda MX-5 Mk1	14	20:19.049			81.71	1:25.454	6
2	67	Ben SHORT	Mazda MX-5 Mk1	14	20:19.175	0.126	0.126	81.70	1:25.348	7
3	36	Samuel SMITH	Mazda MX-5 Mk1	14	20:19.200	0.151	0.025	81.69	1:25.003	7
4	63	Oliver ALLWOOD	Mazda MX-5 Mk1	14	20:19.322	0.273	0.122	81.69	1:24.780	7
5	5	John LANGRIDGE	Mazda MX-5 Mk1	14	20:19.533	0.484	0.211	81.67	1:24.748	7
6	1	Will BLACKWELL-CHAMBERS	Mazda MX-5 Mk1	14	20:20.077	1.028	0.544	81.64	1:25.291	10
7	83	Brian TROTT (M)	Mazda MX-5 Mk1	14	20:20.335	1.286	0.258	81.62	1:25.236	9
8	8	Michael FISK	Mazda MX-5 Mk1	14	20:22.688	3.639	2.353	81.46	1:25.525	5
9	42	Paul BATEMAN (M)	Mazda MX-5 Mk1	14	20:22.965	3.916	0.277	81.44	1:25.388	6
10	140	Ben HANCY	Mazda MX-5 Mk1	14	20:23.710	4.661	0.745	81.39	1:25.164	13
11	77	Stephen FODEN	Mazda MX-5 Mk1	14	20:23.938	4.889	0.228	81.38	1:25.209	13
12	81	Sebastian FISHER	Mazda MX-5 Mk1	14	20:24.311	5.262	0.373	81.35	1:25.496	6
13	18	Clive POWLES (M)	Mazda MX-5 Mk1	14	20:25.140	6.091	0.829	81.30	1:25.535	14
14	55	Matt POLLARD	Mazda MX-5 Mk1	14	20:26.241	7.192	1.101	81.23	1:25.317	4
15	54	Marcus BAILEY (M)	Mazda MX-5 Mk1	14	20:29.212	10.163	2.971	81.03	1:25.906	4
16	94	Charlie BURGE	Mazda MX-5 Mk1	14	20:29.296	10.247	0.084	81.02	1:25.852	13
17	93	Jack BREWER	Mazda MX-5 Mk1	14	20:29.746	10.697	0.450	80.99	1:25.874	4
18	29	Adam CRAIG	Mazda MX-5 Mk1	14	20:29.931	10.882	0.185	80.98	1:25.928	14
19	23	Martin TOLLEY (M)	Mazda MX-5 Mk1	14	20:32.713	13.664	2.782	80.80	1:25.966	5
20	13	Scott LEACH (M)	Mazda MX-5 Mk1	14	20:36.315	17.266	3.602	80.56	1:26.191	4
21	74	Clive CHISNALL (M)	Mazda MX-5 Mk1	14	20:36.587	17.538	0.272	80.55	1:26.213	5
22	65	William HAYDEN	Mazda MX-5 Mk1	14	20:37.223	18.174	0.636	80.50	1:25.847	4
23	25	Ivan LEARY (M)	Mazda MX-5 Mk1	14	20:38.635	19.586	1.412	80.41	1:26.566	12
24	7	Adrian BURGE (M)	Mazda MX-5 Mk1	14	20:47.685	28.636	9.050	79.83	1:26.592	9
25	60	Nick LE DOYEN (M)	Mazda MX-5 Mk1	14	20:50.458	31.409	2.773	79.65	1:26.730	13
26	26	Charlie RAWLES	Mazda MX-5 Mk1	14	21:04.666	45.617	14.208	78.76	1:27.522	8
27	19	Oliver ROBINSON (M)	Mazda MX-5 Mk1	14	21:05.999	46.950	1.333	78.67	1:27.552	3
28	39	Christina HOLLEY	Mazda MX-5 Mk1	14	21:06.381	47.332	0.382	78.65	1:27.435	3

NOT CLASSIFIED

DNF	117	Russ LINDSAY (M)	Mazda MX-5 Mk1	8	12:14.992	6 Laps	6 Laps	77.36	1:27.518	5
DNF	76	Erik BLIXT	Mazda MX-5 Mk1	5	7:30.263	9 Laps	3 Laps	78.81	1:25.863	4
DNF	158*	Mike COMBER	Mazda MX-5 Mk1	4	6:01.507	10 Laps	1 Lap	78.45	1:26.397	3

FASTEST LAP

5	John LANGRIDGE	Mazda MX-5 Mk1	7	1:24.748	84.06 mph	135.29 kph
---	----------------	----------------	---	----------	-----------	------------

Car 158 – No Working transponder, MSA Q12.2.1, please fix or you may not be timed in your next race

Weather / Track : Cloudy / Dry

These results are provisional until the conclusion of any judicial and technical matters.

Donington Park National

Circuit Length = 1.9790 miles

Start: 12:08 Flag 12:28 End: 12:29

Clerk Of Course :	Timekeeper :
-------------------	--------------

BRSCC Mazda MX-5 Championship - 1A

RACE 2 - LAP CHART

LAP 1 @ 12:09:55.229			LAP 2 @ 12:11:21.241			LAP 3 @ 12:12:47.042			LAP 4 @ 12:14:13.144			LAP 5 @ 12:15:39.754		
NO	BEHIND	LAP TIME	NO	BEHIND	LAP TIME	NO	BEHIND	LAP TIME	NO	BEHIND	LAP TIME	NO	BEHIND	LAP TIME
67		1:35.782	5		1:25.749	67		1:25.474	67		1:26.102	67		1:26.610
5	0.263	1:36.045	67	0.327	1:26.339	5	0.362	1:26.163	5	0.141	1:25.881	33	0.647	1:26.767
36	0.664	1:36.446	36	0.603	1:25.951	36	0.591	1:25.789	33	0.490	1:25.877	63	1.166	1:26.743
33	1.189	1:36.971	33	0.817	1:25.640	33	0.715	1:25.699	36	0.743	1:26.254	5	1.625	1:28.094
83	1.448	1:37.230	83	0.970	1:25.534	83	0.980	1:25.811	63	1.033	1:25.298	36	1.956	1:27.823
63	1.672	1:37.454	63	2.104	1:26.444	63	1.837	1:25.534	83	1.639	1:26.761	83	2.009	1:26.980
1	1.954	1:37.736	77	2.310	1:25.737	1	2.024	1:25.415	1	1.740	1:25.818	1	2.145	1:27.015
77	2.585	1:38.367	1	2.410	1:26.468	77	2.347	1:25.838	77	1.842	1:25.597	77	2.609	1:27.377
42	2.976	1:38.758	42	2.838	1:25.874	42	3.098	1:26.061	42	4.484	1:27.488	42	3.480	1:25.606
8	3.106	1:38.888	8	3.107	1:26.013	8	3.198	1:25.892	8	4.813	1:27.717	8	3.728	1:25.525
140	3.728	1:39.510	140	4.092	1:26.376	140	4.009	1:25.718	81	5.348	1:26.997	81	4.335	1:25.597
81	3.893	1:39.675	81	4.352	1:26.471	81	4.453	1:25.902	140	5.552	1:27.645	140	4.975	1:26.033
76	4.143	1:39.925	18	5.513	1:27.312	18	5.737	1:26.025	18	5.797	1:26.162	18	5.216	1:26.029
18	4.213	1:39.995	55	6.156	1:27.668	55	7.181	1:26.826	55	6.396	1:25.317	55	5.551	1:25.765
55	4.500	1:40.282	93	6.375	1:27.756	158	7.371	1:26.397	158	7.810	1:26.541	93	8.128	1:26.750
93	4.631	1:40.413	76	6.547	1:28.416	93	8.216	1:27.642	93	7.988	1:25.874	23	8.397	1:25.966
29	4.805	1:40.587	158	6.775	1:27.859	94	8.676	1:26.701	23	9.041	1:26.217	94	8.886	1:26.331
158	4.928	1:40.710	94	7.776	1:28.504	23	8.926	1:26.776	94	9.165	1:26.591	29	9.350	1:26.678
94	5.284	1:41.066	23	7.951	1:28.322	29	9.298	1:26.881	29	9.282	1:26.086	54	9.727	1:26.531
23	5.641	1:41.423	29	8.218	1:29.425	54	10.002	1:27.342	54	9.806	1:25.906	76	9.956	1:26.623
74	6.895	1:42.677	54	8.461	1:27.191	76	10.182	1:29.436	76	9.943	1:25.863	65	10.655	1:26.158
65	7.076	1:42.858	74	9.830	1:28.947	65	11.362	1:27.091	65	11.107	1:25.847	13	11.810	1:26.696
54	7.282	1:43.064	65	10.072	1:29.008	13	11.635	1:27.361	13	11.724	1:26.191	74	12.852	1:26.213
7	8.134	1:43.916	13	10.075	1:27.734	74	12.943	1:28.914	74	13.249	1:26.408	25	15.680	1:27.324
13	8.353	1:44.135	7	10.438	1:28.316	7	13.193	1:28.556	25	14.966	1:27.663	26	19.345	1:29.602
26	8.630	1:44.412	26	10.807	1:28.189	26	13.323	1:28.317	26	16.353	1:29.132	60	19.629	1:28.496
25	8.689	1:44.471	25	11.253	1:28.576	25	13.405	1:27.953	19	17.269	1:28.962	7	19.945	1:28.633
60	8.978	1:44.760	19	12.658	1:29.422	19	14.409	1:27.552	60	17.743	1:28.830	39	20.039	1:28.632
19	9.248	1:45.030	60	13.491	1:30.525	60	15.015	1:27.325	7	17.922	1:30.831	19	20.319	1:29.660
117	10.280	1:46.062	39	14.330	1:29.189	39	15.964	1:27.435	39	18.017	1:28.155	117	20.551	1:27.518
39	11.153	1:46.935	117	15.656	1:31.388	117	17.942	1:28.087	117	19.643	1:27.803			

Weather / Track : Cloudy / Dry

Donington Park National
 Circuit Length = 1.9790 miles
 Start: 12:08 Flag 12:28 End: 12:29

BRSCC Mazda MX-5 Championship - 1A

RACE 2 - LAP CHART

LAP 6 @ 12:17:05.103			LAP 7 @ 12:18:30.451			LAP 8 @ 12:19:56.308			LAP 9 @ 12:21:22.084			LAP 10 @ 12:22:48.644		
NO	BEHIND	LAP TIME	NO	BEHIND	LAP TIME	NO	BEHIND	LAP TIME	NO	BEHIND	LAP TIME	NO	BEHIND	LAP TIME
67		1:25.349	67		1:25.348	5		1:25.325	67		1:25.698	5		1:26.371
33	0.752	1:25.454	5	0.532	1:24.748	67	0.078	1:25.935	5	0.189	1:25.965	63	0.085	1:26.050
5	1.132	1:24.856	63	0.915	1:24.780	63	0.355	1:25.297	63	0.595	1:26.016	36	0.231	1:25.990
63	1.483	1:25.666	33	1.393	1:25.989	36	0.712	1:25.024	36	0.801	1:25.865	67	0.334	1:26.894
36	1.890	1:25.283	36	1.545	1:25.003	33	1.029	1:25.493	33	1.052	1:25.799	33	0.785	1:26.293
83	2.450	1:25.790	83	2.652	1:25.550	1	2.677	1:25.737	1	2.232	1:25.331	1	0.963	1:25.291
1	2.557	1:25.761	1	2.797	1:25.588	83	3.035	1:26.240	83	2.495	1:25.236	83	1.243	1:25.308
77	3.210	1:25.950	77	4.530	1:26.668	8	7.352	1:28.384	8	8.213	1:26.637	8	8.643	1:26.990
42	3.519	1:25.388	42	4.628	1:26.457	81	7.695	1:28.635	81	8.334	1:26.415	42	9.281	1:26.932
8	4.118	1:25.739	8	4.825	1:26.055	77	8.223	1:29.550	42	8.909	1:26.456	81	9.336	1:27.562
81	4.482	1:25.496	81	4.917	1:25.783	42	8.229	1:29.458	77	9.269	1:26.822	18	9.788	1:26.783
140	5.199	1:25.573	140	5.335	1:25.484	140	8.434	1:28.956	18	9.565	1:26.329	77	9.801	1:27.092
18	5.772	1:25.905	18	6.061	1:25.637	18	9.012	1:28.808	140	10.139	1:27.481	140	10.253	1:26.674
55	6.305	1:26.103	55	6.970	1:26.013	55	9.137	1:28.024	55	10.487	1:27.126	55	10.310	1:26.383
94	10.685	1:27.148	29	12.673	1:27.321	29	12.942	1:26.126	29	13.587	1:26.421	54	13.901	1:26.590
29	10.700	1:26.699	94	12.930	1:27.593	94	13.010	1:25.937	54	13.871	1:26.354	93	14.217	1:26.641
54	11.107	1:26.729	54	13.233	1:27.474	54	13.293	1:25.917	93	14.136	1:26.310	94	14.288	1:26.158
93	11.223	1:28.444	93	13.507	1:27.632	93	13.602	1:25.952	94	14.690	1:27.456	29	14.649	1:27.622
23	11.277	1:28.229	23	13.865	1:27.936	23	14.066	1:26.058	23	15.117	1:26.827	23	14.796	1:26.239
65	12.011	1:26.705	65	14.262	1:27.599	13	15.384	1:26.595	13	16.568	1:26.960	13	17.371	1:27.363
13	13.090	1:26.629	13	14.646	1:26.904	74	16.539	1:27.200	74	17.402	1:26.639	74	17.501	1:26.659
74	14.000	1:26.497	74	15.196	1:26.544	65	17.370	1:28.965	65	19.049	1:27.455	65	19.881	1:27.392
25	17.598	1:27.267	25	19.257	1:27.007	25	20.507	1:27.107	25	22.019	1:27.288	25	22.745	1:27.286
60	24.059	1:29.779	7	26.885	1:27.891	7	27.813	1:26.785	7	28.629	1:26.592	7	28.980	1:26.911
26	24.199	1:30.203	60	27.400	1:28.689	39	29.440	1:27.470	60	31.988	1:27.868	60	32.911	1:27.483
7	24.342	1:29.746	39	27.827	1:28.555	60	29.896	1:28.353	26	32.658	1:28.103	26	33.797	1:27.699
39	24.620	1:29.930	19	28.259	1:28.368	19	30.118	1:27.716	19	32.813	1:28.471	19	34.367	1:28.114
117	24.873	1:29.671	26	28.666	1:29.815	26	30.331	1:27.522	39	37.850	1:34.186	39	39.866	1:28.576
19	25.239	1:30.269	117	29.111	1:29.586	117	38.131	1:34.877 P						

Weather / Track : Cloudy / Dry

BRSCC Mazda MX-5 Championship - 1A

RACE 2 - LAP CHART

LAP 11 @ 12:24:16.368			LAP 12 @ 12:25:43.077			LAP 13 @ 12:27:11.139			LAP 14 @ 12:28:38.496		
NO	BEHIND	LAP TIME	NO	BEHIND	LAP TIME	NO	BEHIND	LAP TIME	NO	BEHIND	LAP TIME
36		1:27.493	67		1:26.271	33		1:27.814	33		1:27.357
5	0.195	1:27.919	36	0.098	1:26.807	36	0.189	1:28.153	67	0.126	1:26.785
33	0.310	1:27.249	33	0.248	1:26.647	67	0.698	1:28.760	36	0.151	1:27.319
67	0.438	1:27.828	83	1.410	1:27.411	63	1.197	1:27.711	63	0.273	1:26.433
1	0.561	1:27.322	63	1.548	1:27.556	5	1.523	1:27.203	5	0.484	1:26.318
63	0.701	1:28.340	5	2.382	1:28.896	83	1.545	1:28.197	1	1.028	1:26.755
83	0.708	1:27.189	1	2.426	1:28.574	1	1.630	1:27.266	83	1.286	1:27.098
8	7.013	1:26.094	8	6.205	1:25.901	8	4.631	1:26.488	8	3.639	1:26.365
42	8.811	1:27.254	42	7.623	1:25.521	42	4.983	1:25.422	42	3.916	1:26.290
77	9.623	1:27.546	77	8.303	1:25.389	77	5.450	1:25.209	140	4.661	1:26.382
140	9.963	1:27.434	140	8.534	1:25.280	140	5.636	1:25.164	77	4.889	1:26.796
81	10.058	1:28.446	81	9.152	1:25.803	81	6.761	1:25.671	81	5.262	1:25.858
18	10.469	1:28.405	18	9.878	1:26.118	18	7.913	1:26.097	18	6.091	1:25.535
55	11.145	1:28.559	55	10.051	1:25.615	55	8.263	1:26.274	55	7.192	1:26.286
54	13.136	1:26.959	54	12.798	1:26.371	54	10.693	1:25.957	54	10.163	1:26.827
93	13.241	1:26.748	29	13.038	1:26.246	94	11.063	1:25.852	94	10.247	1:26.541
29	13.501	1:26.576	94	13.273	1:26.315	93	11.749	1:26.227	93	10.697	1:26.305
94	13.667	1:27.103	93	13.584	1:27.052	29	12.311	1:27.335	29	10.882	1:25.928
23	14.065	1:26.993	23	13.906	1:26.550	23	13.060	1:27.216	23	13.664	1:27.961
74	16.745	1:26.968	13	18.083	1:27.778	13	17.372	1:27.351	13	17.266	1:27.251
13	17.014	1:27.367	74	18.512	1:28.476	74	17.527	1:27.077	74	17.538	1:27.368
65	19.566	1:27.409	65	19.626	1:26.769	65	18.665	1:27.101	65	18.174	1:26.866
25	21.884	1:26.863	25	21.741	1:26.566	25	20.262	1:26.583	25	19.586	1:26.681
7	28.660	1:27.404	7	29.931	1:27.980	7	28.890	1:27.021	7	28.636	1:27.103
60	32.626	1:27.439	60	32.776	1:26.859	60	31.444	1:26.730	60	31.409	1:27.322
26	34.771	1:28.698	26	38.305	1:30.243	19	41.969	1:31.479	26	45.617	1:30.873
19	34.821	1:28.178	19	38.552	1:30.440	26	42.101	1:31.858	19	46.950	1:32.338
39	39.836	1:27.694	39	40.604	1:27.477	39	44.576	1:32.034	39	47.332	1:30.113

Weather / Track : Cloudy / Dry

BRSCC Mazda MX-5 Championship - 1A

RACE 2 - LAP ANALYSIS

DIFF = Difference To Personal Best Lap

P1 33 Jason GREATREX				
LAP	LAP TIME	DIFF	MPH	TIME OF DAY
1 -	1:36.971	11.517	73.47	12:09:56.418
2 -	1:25.640 (3)	0.186	83.19	12:11:22.058
3 -	1:25.699	0.245	83.13	12:12:47.757
4 -	1:25.877	0.423	82.96	12:14:13.634
5 -	1:26.767	1.313	82.11	12:15:40.401
6 -	1:25.454 (1)		83.37	12:17:05.855
7 -	1:25.989	0.535	82.85	12:18:31.844
8 -	1:25.493 (2)	0.039	83.33	12:19:57.337
9 -	1:25.799	0.345	83.03	12:21:23.136
10 -	1:26.293	0.839	82.56	12:22:49.429
11 -	1:27.249	1.795	81.65	12:24:16.678
12 -	1:26.647	1.193	82.22	12:25:43.325
13 -	1:27.814	2.360	81.13	12:27:11.139
14 -	1:27.357	1.903	81.55	12:28:38.496

P2 67 Ben SHORT				
LAP	LAP TIME	DIFF	MPH	TIME OF DAY
1 -	1:35.782	10.434	74.38	12:09:55.229
2 -	1:26.339	0.991	82.51	12:11:21.568
3 -	1:25.474 (3)	0.126	83.35	12:12:47.042
4 -	1:26.102	0.754	82.74	12:14:13.144
5 -	1:26.610	1.262	82.26	12:15:39.754
6 -	1:25.349 (2)	0.001	83.47	12:17:05.103
7 -	1:25.348 (1)		83.47	12:18:30.451
8 -	1:25.935	0.587	82.90	12:19:56.386
9 -	1:25.698	0.350	83.13	12:21:22.084
10 -	1:26.894	1.546	81.99	12:22:48.978
11 -	1:27.828	2.480	81.12	12:24:16.806
12 -	1:26.271	0.923	82.58	12:25:43.077
13 -	1:28.760	3.412	80.26	12:27:11.837
14 -	1:26.785	1.437	82.09	12:28:38.622

P3 36 Samuel SMITH				
LAP	LAP TIME	DIFF	MPH	TIME OF DAY
1 -	1:36.446	11.443	73.87	12:09:55.893
2 -	1:25.951	0.948	82.89	12:11:21.844
3 -	1:25.789	0.786	83.04	12:12:47.633
4 -	1:26.254	1.251	82.60	12:14:13.887
5 -	1:27.823	2.820	81.12	12:15:41.710
6 -	1:25.283 (3)	0.280	83.54	12:17:06.993
7 -	1:25.003 (1)		83.81	12:18:31.996
8 -	1:25.024 (2)	0.021	83.79	12:19:57.020
9 -	1:25.865	0.862	82.97	12:21:22.885
10 -	1:25.990	0.987	82.85	12:22:48.875
11 -	1:27.493	2.490	81.43	12:24:16.368
12 -	1:26.807	1.804	82.07	12:25:43.175
13 -	1:28.153	3.150	80.82	12:27:11.328
14 -	1:27.319	2.316	81.59	12:28:38.647

P4 63 Oliver ALLWOOD				
LAP	LAP TIME	DIFF	MPH	TIME OF DAY
1 -	1:37.454	12.674	73.10	12:09:56.901
2 -	1:26.444	1.664	82.41	12:11:23.345
3 -	1:25.534	0.754	83.29	12:12:48.879
4 -	1:25.298 (3)	0.518	83.52	12:14:14.177
5 -	1:26.743	1.963	82.13	12:15:40.920
6 -	1:25.666	0.886	83.16	12:17:06.586
7 -	1:24.780 (1)		84.03	12:18:31.366
8 -	1:25.297 (2)	0.517	83.52	12:19:56.663

DIFF = Difference To Personal Best Lap

9 -	1:26.016	1.236	82.82	12:21:22.679
10 -	1:26.050	1.270	82.79	12:22:48.729
11 -	1:28.340	3.560	80.65	12:24:17.069
12 -	1:27.556	2.776	81.37	12:25:44.625
13 -	1:27.711	2.931	81.22	12:27:12.336
14 -	1:26.433	1.653	82.42	12:28:38.769

P5 5 John LANGRIDGE				
LAP	LAP TIME	DIFF	MPH	TIME OF DAY
1 -	1:36.045	11.297	74.17	12:09:55.492
2 -	1:25.749	1.001	83.08	12:11:21.241
3 -	1:26.163	1.415	82.68	12:12:47.404
4 -	1:25.881	1.133	82.95	12:14:13.285
5 -	1:28.094	3.346	80.87	12:15:41.379
6 -	1:24.856 (2)	0.108	83.96	12:17:06.235
7 -	1:24.748 (1)		84.06	12:18:30.983
8 -	1:25.325 (3)	0.577	83.50	12:19:56.308
9 -	1:25.965	1.217	82.87	12:21:22.273
10 -	1:26.371	1.623	82.48	12:22:48.644
11 -	1:27.919	3.171	81.03	12:24:16.563
12 -	1:28.896	4.148	80.14	12:25:45.459
13 -	1:27.203	2.455	81.70	12:27:12.662
14 -	1:26.318	1.570	82.53	12:28:38.980

P6 1 Will BLACKWELL-CHAMBERS				
LAP	LAP TIME	DIFF	MPH	TIME OF DAY
1 -	1:37.736	12.445	72.89	12:09:57.183
2 -	1:26.468	1.177	82.39	12:11:23.651
3 -	1:25.415 (3)	0.124	83.41	12:12:49.066
4 -	1:25.818	0.527	83.02	12:14:14.884
5 -	1:27.015	1.724	81.87	12:15:41.899
6 -	1:25.761	0.470	83.07	12:17:07.660
7 -	1:25.588	0.297	83.24	12:18:33.248
8 -	1:25.737	0.446	83.09	12:19:58.985
9 -	1:25.331 (2)	0.040	83.49	12:21:24.316
10 -	1:25.291 (1)		83.53	12:22:49.607
11 -	1:27.322	2.031	81.59	12:24:16.929
12 -	1:28.574	3.283	80.43	12:25:45.503
13 -	1:27.266	1.975	81.64	12:27:12.769
14 -	1:26.755	1.464	82.12	12:28:39.524

P7 83 Brian TROTT (M)				
LAP	LAP TIME	DIFF	MPH	TIME OF DAY
1 -	1:37.230	11.994	73.27	12:09:56.677
2 -	1:25.534 (3)	0.298	83.29	12:11:22.211
3 -	1:25.811	0.575	83.02	12:12:48.022
4 -	1:26.761	1.525	82.11	12:14:14.783
5 -	1:26.980	1.744	81.91	12:15:41.763
6 -	1:25.790	0.554	83.04	12:17:07.553
7 -	1:25.550	0.314	83.28	12:18:33.103
8 -	1:26.240	1.004	82.61	12:19:59.343
9 -	1:25.236 (1)		83.58	12:21:24.579
10 -	1:25.308 (2)	0.072	83.51	12:22:49.887
11 -	1:27.189	1.953	81.71	12:24:17.076
12 -	1:27.411	2.175	81.50	12:25:44.487
13 -	1:28.197	2.961	80.78	12:27:12.684
14 -	1:27.098	1.862	81.80	12:28:39.782

P8 8 Michael FISK				
LAP	LAP TIME	DIFF	MPH	TIME OF DAY
1 -	1:38.888	13.363	72.04	12:09:58.335

Weather / Track : Cloudy / Dry

BRSCC Mazda MX-5 Championship - 1A

RACE 2 - LAP ANALYSIS

DIFF = Difference To Personal Best Lap

2 -	1:26.013	0.488	82.83	12:11:24.348
3 -	1:25.892 (3)	0.367	82.94	12:12:50.240
4 -	1:27.717	2.192	81.22	12:14:17.957
5 -	1:25.525 (1)		83.30	12:15:43.482
6 -	1:25.739 (2)	0.214	83.09	12:17:09.221
7 -	1:26.055	0.530	82.79	12:18:35.276
8 -	1:28.384	2.859	80.61	12:20:03.660
9 -	1:26.637	1.112	82.23	12:21:30.297
10 -	1:26.990	1.465	81.90	12:22:57.287
11 -	1:26.094	0.569	82.75	12:24:23.381
12 -	1:25.901	0.376	82.94	12:25:49.282
13 -	1:26.488	0.963	82.37	12:27:15.770
14 -	1:26.365	0.840	82.49	12:28:42.135

P9 42 Paul BATEMAN (M)

LAP	LAP TIME	DIFF	MPH	TIME OF DAY
1 -	1:38.758	13.370	72.14	12:09:58.205
2 -	1:25.874	0.486	82.96	12:11:24.079
3 -	1:26.061	0.673	82.78	12:12:50.140
4 -	1:27.488	2.100	81.43	12:14:17.628
5 -	1:25.606	0.218	83.22	12:15:43.234
6 -	1:25.388 (1)		83.43	12:17:08.622
7 -	1:26.457	1.069	82.40	12:18:35.079
8 -	1:29.458	4.070	79.64	12:20:04.537
9 -	1:26.456	1.068	82.40	12:21:30.993
10 -	1:26.932	1.544	81.95	12:22:57.925
11 -	1:27.254	1.866	81.65	12:24:25.179
12 -	1:25.521 (3)	0.133	83.30	12:25:50.700
13 -	1:25.422 (2)	0.034	83.40	12:27:16.122
14 -	1:26.290	0.902	82.56	12:28:42.412

P10 140 Ben HANCY

LAP	LAP TIME	DIFF	MPH	TIME OF DAY
1 -	1:39.510	14.346	71.59	12:09:58.957
2 -	1:26.376	1.212	82.48	12:11:25.333
3 -	1:25.718	0.554	83.11	12:12:51.051
4 -	1:27.645	2.481	81.28	12:14:18.696
5 -	1:26.033	0.869	82.81	12:15:44.729
6 -	1:25.573	0.409	83.25	12:17:10.302
7 -	1:25.484 (3)	0.320	83.34	12:18:35.786
8 -	1:28.956	3.792	80.09	12:20:04.742
9 -	1:27.481	2.317	81.44	12:21:32.223
10 -	1:26.674	1.510	82.20	12:22:58.897
11 -	1:27.434	2.270	81.48	12:24:26.331
12 -	1:25.280 (2)	0.116	83.54	12:25:51.611
13 -	1:25.164 (1)		83.65	12:27:16.775
14 -	1:26.382	1.218	82.47	12:28:43.157

P11 77 Stephen FODEN

LAP	LAP TIME	DIFF	MPH	TIME OF DAY
1 -	1:38.367	13.158	72.42	12:09:57.814
2 -	1:25.737	0.528	83.09	12:11:23.551
3 -	1:25.838	0.629	83.00	12:12:49.389
4 -	1:25.597 (3)	0.388	83.23	12:14:14.986
5 -	1:27.377	2.168	81.53	12:15:42.363
6 -	1:25.950	0.741	82.89	12:17:08.313
7 -	1:26.668	1.459	82.20	12:18:34.981
8 -	1:29.550	4.341	79.56	12:20:04.531
9 -	1:26.822	1.613	82.06	12:21:31.353
10 -	1:27.092	1.883	81.80	12:22:58.445
11 -	1:27.546	2.337	81.38	12:24:25.991
12 -	1:25.389 (2)	0.180	83.43	12:25:51.380

DIFF = Difference To Personal Best Lap

13 -	1:25.209 (1)		83.61	12:27:16.589
14 -	1:26.796	1.587	82.08	12:28:43.385

P12 81 Sebastian FISHER

LAP	LAP TIME	DIFF	MPH	TIME OF DAY
1 -	1:39.675	14.179	71.47	12:09:59.122
2 -	1:26.471	0.975	82.39	12:11:25.593
3 -	1:25.902	0.406	82.93	12:12:51.495
4 -	1:26.997	1.501	81.89	12:14:18.492
5 -	1:25.597 (2)	0.101	83.23	12:15:44.089
6 -	1:25.496 (1)		83.33	12:17:09.585
7 -	1:25.783	0.287	83.05	12:18:35.368
8 -	1:28.635	3.139	80.38	12:20:04.003
9 -	1:26.415	0.919	82.44	12:21:30.418
10 -	1:27.562	2.066	81.36	12:22:57.980
11 -	1:28.446	2.950	80.55	12:24:26.426
12 -	1:25.803	0.307	83.03	12:25:52.229
13 -	1:25.671 (3)	0.175	83.16	12:27:17.900
14 -	1:25.858	0.362	82.98	12:28:43.758

P13 18 Clive POWLES (M)

LAP	LAP TIME	DIFF	MPH	TIME OF DAY
1 -	1:39.995	14.460	71.24	12:09:59.442
2 -	1:27.312	1.777	81.59	12:11:26.754
3 -	1:26.025	0.490	82.82	12:12:52.779
4 -	1:26.162	0.627	82.68	12:14:18.941
5 -	1:26.029	0.494	82.81	12:15:44.970
6 -	1:25.905 (3)	0.370	82.93	12:17:10.875
7 -	1:25.637 (2)	0.102	83.19	12:18:36.512
8 -	1:28.808	3.273	80.22	12:20:05.320
9 -	1:26.329	0.794	82.52	12:21:31.649
10 -	1:26.783	1.248	82.09	12:22:58.432
11 -	1:28.405	2.870	80.59	12:24:26.837
12 -	1:26.118	0.583	82.73	12:25:52.955
13 -	1:26.097	0.562	82.75	12:27:19.052
14 -	1:25.535 (1)		83.29	12:28:44.587

P14 55 Matt POLLARD

LAP	LAP TIME	DIFF	MPH	TIME OF DAY
1 -	1:40.282	14.965	71.04	12:09:59.729
2 -	1:27.668	2.351	81.26	12:11:27.397
3 -	1:26.826	1.509	82.05	12:12:54.223
4 -	1:25.317 (1)		83.50	12:14:19.540
5 -	1:25.765 (3)	0.448	83.07	12:15:45.305
6 -	1:26.103	0.786	82.74	12:17:11.408
7 -	1:26.013	0.696	82.83	12:18:37.421
8 -	1:28.024	2.707	80.93	12:20:05.445
9 -	1:27.126	1.809	81.77	12:21:32.571
10 -	1:26.383	1.066	82.47	12:22:58.954
11 -	1:28.559	3.242	80.45	12:24:27.513
12 -	1:25.615 (2)	0.298	83.21	12:25:53.128
13 -	1:26.274	0.957	82.58	12:27:19.402
14 -	1:26.286	0.969	82.57	12:28:45.688

P15 54 Marcus BAILEY (M)

LAP	LAP TIME	DIFF	MPH	TIME OF DAY
1 -	1:43.064	17.158	69.12	12:10:02.511
2 -	1:27.191	1.285	81.71	12:11:29.702
3 -	1:27.342	1.436	81.57	12:12:57.044
4 -	1:25.906 (1)		82.93	12:14:22.950
5 -	1:26.531	0.625	82.33	12:15:49.481

Weather / Track : Cloudy / Dry

Donington Park National
Circuit Length = 1.9790 miles
Start: 12:08 Flag 12:28 End: 12:29

BRSCC Mazda MX-5 Championship - 1A

RACE 2 - LAP ANALYSIS

DIFF = Difference To Personal Best Lap

6 -	1:26.729	0.823	82.14	12:17:16.210
7 -	1:27.474	1.568	81.44	12:18:43.684
8 -	1:25.917 (2)	0.011	82.92	12:20:09.601
9 -	1:26.354	0.448	82.50	12:21:35.955
10 -	1:26.590	0.684	82.28	12:23:02.545
11 -	1:26.959	1.053	81.93	12:24:29.504
12 -	1:26.371	0.465	82.48	12:25:55.875
13 -	1:25.957 (3)	0.051	82.88	12:27:21.832
14 -	1:26.827	0.921	82.05	12:28:48.659

P16 94 Charlie BURGE

LAP	LAP TIME	DIFF	MPH	TIME OF DAY
1 -	1:41.066	15.214	70.49	12:10:00.513
2 -	1:28.504	2.652	80.50	12:11:29.017
3 -	1:26.701	0.849	82.17	12:12:55.718
4 -	1:26.591	0.739	82.27	12:14:22.309
5 -	1:26.331	0.479	82.52	12:15:48.640
6 -	1:27.148	1.296	81.75	12:17:15.788
7 -	1:27.593	1.741	81.33	12:18:43.381
8 -	1:25.937 (2)	0.085	82.90	12:20:09.318
9 -	1:27.456	1.604	81.46	12:21:36.774
10 -	1:26.158 (3)	0.306	82.69	12:23:02.932
11 -	1:27.103	1.251	81.79	12:24:30.035
12 -	1:26.315	0.463	82.54	12:25:56.350
13 -	1:25.852 (1)		82.98	12:27:22.202
14 -	1:26.541	0.689	82.32	12:28:48.743

P17 93 Jack BREWER

LAP	LAP TIME	DIFF	MPH	TIME OF DAY
1 -	1:40.413	14.539	70.95	12:09:59.860
2 -	1:27.756	1.882	81.18	12:11:27.616
3 -	1:27.642	1.768	81.29	12:12:55.258
4 -	1:25.874 (1)		82.96	12:14:21.132
5 -	1:26.750	0.876	82.12	12:15:47.882
6 -	1:28.444	2.570	80.55	12:17:16.326
7 -	1:27.632	1.758	81.30	12:18:43.958
8 -	1:25.952 (2)	0.078	82.89	12:20:09.910
9 -	1:26.310	0.436	82.54	12:21:36.220
10 -	1:26.641	0.767	82.23	12:23:02.861
11 -	1:26.748	0.874	82.13	12:24:29.609
12 -	1:27.052	1.178	81.84	12:25:56.661
13 -	1:26.227 (3)	0.353	82.62	12:27:22.888
14 -	1:26.305	0.431	82.55	12:28:49.193

P18 29 Adam CRAIG

LAP	LAP TIME	DIFF	MPH	TIME OF DAY
1 -	1:40.587	14.659	70.83	12:10:00.034
2 -	1:29.425	3.497	79.67	12:11:29.459
3 -	1:26.881	0.953	82.00	12:12:56.340
4 -	1:26.086 (2)	0.158	82.76	12:14:22.426
5 -	1:26.678	0.750	82.19	12:15:49.104
6 -	1:26.699	0.771	82.17	12:17:15.803
7 -	1:27.321	1.393	81.59	12:18:43.124
8 -	1:26.126 (3)	0.198	82.72	12:20:09.250
9 -	1:26.421	0.493	82.44	12:21:35.671
10 -	1:27.622	1.694	81.31	12:23:03.293
11 -	1:26.576	0.648	82.29	12:24:29.869
12 -	1:26.246	0.318	82.60	12:25:56.115
13 -	1:27.335	1.407	81.57	12:27:23.450
14 -	1:25.928 (1)		82.91	12:28:49.378

DIFF = Difference To Personal Best Lap

P19 23 Martin TOLLEY (M)				
LAP	LAP TIME	DIFF	MPH	TIME OF DAY
1 -	1:41.423	15.457	70.24	12:10:00.870
2 -	1:28.322	2.356	80.66	12:11:29.192
3 -	1:26.776	0.810	82.10	12:12:55.968
4 -	1:26.217 (3)	0.251	82.63	12:14:22.185
5 -	1:25.966 (1)		82.87	12:15:48.151
6 -	1:28.229	2.263	80.75	12:17:16.380
7 -	1:27.936	1.970	81.02	12:18:44.316
8 -	1:26.058 (2)	0.092	82.78	12:20:10.374
9 -	1:26.827	0.861	82.05	12:21:37.201
10 -	1:26.239	0.273	82.61	12:23:03.440
11 -	1:26.993	1.027	81.89	12:24:30.433
12 -	1:26.550	0.584	82.31	12:25:56.983
13 -	1:27.216	1.250	81.68	12:27:24.199
14 -	1:27.961	1.995	80.99	12:28:52.160

P20 13 Scott LEACH (M)

LAP	LAP TIME	DIFF	MPH	TIME OF DAY
1 -	1:44.135	17.944	68.41	12:10:03.582
2 -	1:27.734	1.543	81.20	12:11:31.316
3 -	1:27.361	1.170	81.55	12:12:58.677
4 -	1:26.191 (1)		82.66	12:14:24.868
5 -	1:26.696	0.505	82.17	12:15:51.564
6 -	1:26.629 (3)	0.438	82.24	12:17:18.193
7 -	1:26.904	0.713	81.98	12:18:45.097
8 -	1:26.595 (2)	0.404	82.27	12:20:11.692
9 -	1:26.960	0.769	81.93	12:21:38.652
10 -	1:27.363	1.172	81.55	12:23:06.015
11 -	1:27.367	1.176	81.54	12:24:33.382
12 -	1:27.778	1.587	81.16	12:26:01.160
13 -	1:27.351	1.160	81.56	12:27:28.511
14 -	1:27.251	1.060	81.65	12:28:55.762

P21 74 Clive CHISNALL (M)

LAP	LAP TIME	DIFF	MPH	TIME OF DAY
1 -	1:42.677	16.464	69.38	12:10:02.124
2 -	1:28.947	2.734	80.09	12:11:31.071
3 -	1:28.914	2.701	80.12	12:12:59.985
4 -	1:26.408 (2)	0.195	82.45	12:14:26.393
5 -	1:26.213 (1)		82.63	12:15:52.606
6 -	1:26.497 (3)	0.284	82.36	12:17:19.103
7 -	1:26.544	0.331	82.32	12:18:45.647
8 -	1:27.200	0.987	81.70	12:20:12.847
9 -	1:26.639	0.426	82.23	12:21:39.486
10 -	1:26.659	0.446	82.21	12:23:06.145
11 -	1:26.968	0.755	81.92	12:24:33.113
12 -	1:28.476	2.263	80.52	12:26:01.589
13 -	1:27.077	0.864	81.82	12:27:28.666
14 -	1:27.368	1.155	81.54	12:28:56.034

P22 65 William HAYDEN

LAP	LAP TIME	DIFF	MPH	TIME OF DAY
1 -	1:42.858	17.011	69.26	12:10:02.305
2 -	1:29.008	3.161	80.04	12:11:31.313
3 -	1:27.091	1.244	81.80	12:12:58.404
4 -	1:25.847 (1)		82.99	12:14:24.251
5 -	1:26.158 (2)	0.311	82.69	12:15:50.409
6 -	1:26.705 (3)	0.858	82.17	12:17:17.114
7 -	1:27.599	1.752	81.33	12:18:44.713
8 -	1:28.965	3.118	80.08	12:20:13.678

Donington Park National
 Circuit Length = 1.9790 miles
 Start: 12:08 Flag 12:28 End: 12:29

Weather / Track : Cloudy / Dry

BRSCC Mazda MX-5 Championship - 1A

RACE 2 - LAP ANALYSIS

DIFF = Difference To Personal Best Lap

9 -	1:27.455	1.608	81.46	12:21:41.133
10 -	1:27.392	1.545	81.52	12:23:08.525
11 -	1:27.409	1.562	81.50	12:24:35.934
12 -	1:26.769	0.922	82.11	12:26:02.703
13 -	1:27.101	1.254	81.79	12:27:29.804
14 -	1:26.866	1.019	82.01	12:28:56.670

P23 25 Ivan LEARY (M)

LAP	LAP TIME	DIFF	MPH	TIME OF DAY
1 -	1:44.471	17.905	68.19	12:10:03.918
2 -	1:28.576	2.010	80.43	12:11:32.494
3 -	1:27.953	1.387	81.00	12:13:00.447
4 -	1:27.663	1.097	81.27	12:14:28.110
5 -	1:27.324	0.758	81.58	12:15:55.434
6 -	1:27.267	0.701	81.64	12:17:22.701
7 -	1:27.007	0.441	81.88	12:18:49.708
8 -	1:27.107	0.541	81.79	12:20:16.815
9 -	1:27.288	0.722	81.62	12:21:44.103
10 -	1:27.286	0.720	81.62	12:23:11.389
11 -	1:26.863	0.297	82.02	12:24:38.252
12 -	1:26.566 (1)		82.30	12:26:04.818
13 -	1:26.583 (2)	0.017	82.28	12:27:31.401
14 -	1:26.681 (3)	0.115	82.19	12:28:58.082

P24 7 Adrian BURGE (M)

LAP	LAP TIME	DIFF	MPH	TIME OF DAY
1 -	1:43.916	17.324	68.56	12:10:03.363
2 -	1:28.316	1.724	80.67	12:11:31.679
3 -	1:28.556	1.964	80.45	12:13:00.235
4 -	1:30.831	4.239	78.43	12:14:31.066
5 -	1:28.633	2.041	80.38	12:15:59.699
6 -	1:29.746	3.154	79.38	12:17:29.445
7 -	1:27.891	1.299	81.06	12:18:57.336
8 -	1:26.785 (2)	0.193	82.09	12:20:24.121
9 -	1:26.592 (1)		82.27	12:21:50.713
10 -	1:26.911 (3)	0.319	81.97	12:23:17.624
11 -	1:27.404	0.812	81.51	12:24:45.028
12 -	1:27.980	1.388	80.98	12:26:13.008
13 -	1:27.021	0.429	81.87	12:27:40.029
14 -	1:27.103	0.511	81.79	12:29:07.132

P25 60 Nick LE DOYEN (M)

LAP	LAP TIME	DIFF	MPH	TIME OF DAY
1 -	1:44.760	18.030	68.00	12:10:04.207
2 -	1:30.525	3.795	78.70	12:11:34.732
3 -	1:27.325	0.595	81.58	12:13:02.057
4 -	1:28.830	2.100	80.20	12:14:30.887
5 -	1:28.496	1.766	80.50	12:15:59.383
6 -	1:29.779	3.049	79.35	12:17:29.162
7 -	1:28.689	1.959	80.33	12:18:57.851
8 -	1:28.353	1.623	80.63	12:20:26.204
9 -	1:27.868	1.138	81.08	12:21:54.072
10 -	1:27.483	0.753	81.44	12:23:21.555
11 -	1:27.439	0.709	81.48	12:24:48.994
12 -	1:26.859 (2)	0.129	82.02	12:26:15.853
13 -	1:26.730 (1)		82.14	12:27:42.583
14 -	1:27.322 (3)	0.592	81.59	12:29:09.905

P26 26 Charlie RAWLES

LAP	LAP TIME	DIFF	MPH	TIME OF DAY
1 -	1:44.412	16.890	68.23	12:10:03.859

DIFF = Difference To Personal Best Lap

2 -	1:28.189	0.667	80.78	12:11:32.048
3 -	1:28.317	0.795	80.67	12:13:00.365
4 -	1:29.132	1.610	79.93	12:14:29.497
5 -	1:29.602	2.080	79.51	12:15:59.099
6 -	1:30.203	2.681	78.98	12:17:29.302
7 -	1:29.815	2.293	79.32	12:18:59.117
8 -	1:27.522 (1)		81.40	12:20:26.639
9 -	1:28.103 (3)	0.581	80.86	12:21:54.742
10 -	1:27.699 (2)	0.177	81.23	12:23:22.441
11 -	1:28.698	1.176	80.32	12:24:51.139
12 -	1:30.243	2.721	78.94	12:26:21.382
13 -	1:31.858	4.336	77.56	12:27:53.240
14 -	1:30.873	3.351	78.40	12:29:24.113

P27 19 Oliver ROBINSON (M)

LAP	LAP TIME	DIFF	MPH	TIME OF DAY
1 -	1:45.030	17.478	67.83	12:10:04.477
2 -	1:29.422	1.870	79.67	12:11:33.899
3 -	1:27.552 (1)		81.37	12:13:01.451
4 -	1:28.962	1.410	80.08	12:14:30.413
5 -	1:29.660	2.108	79.46	12:16:00.073
6 -	1:30.269	2.717	78.92	12:17:30.342
7 -	1:28.368	0.816	80.62	12:18:58.710
8 -	1:27.716 (2)	0.164	81.22	12:20:26.426
9 -	1:28.471	0.919	80.53	12:21:54.897
10 -	1:28.114 (3)	0.562	80.85	12:23:23.011
11 -	1:28.178	0.626	80.79	12:24:51.189
12 -	1:30.440	2.888	78.77	12:26:21.629
13 -	1:31.479	3.927	77.88	12:27:53.108
14 -	1:32.338	4.786	77.15	12:29:25.446

P28 39 Christina HOLLEY

LAP	LAP TIME	DIFF	MPH	TIME OF DAY
1 -	1:46.935	19.500	66.62	12:10:06.382
2 -	1:29.189	1.754	79.88	12:11:35.571
3 -	1:27.435 (1)		81.48	12:13:03.006
4 -	1:28.155	0.720	80.81	12:14:31.161
5 -	1:28.632	1.197	80.38	12:15:59.793
6 -	1:29.930	2.495	79.22	12:17:29.723
7 -	1:28.555	1.120	80.45	12:18:58.278
8 -	1:27.470 (2)	0.035	81.45	12:20:25.748
9 -	1:34.186	6.751	75.64	12:21:59.934
10 -	1:28.576	1.141	80.43	12:23:28.510
11 -	1:27.694	0.259	81.24	12:24:56.204
12 -	1:27.477 (3)	0.042	81.44	12:26:23.681
13 -	1:32.034	4.599	77.41	12:27:55.715
14 -	1:30.113	2.678	79.06	12:29:25.828

P29 117 Russ LINDSAY (M)

LAP	LAP TIME	DIFF	MPH	TIME OF DAY
1 -	1:46.062	18.544	67.17	12:10:05.509
2 -	1:31.388	3.870	77.96	12:11:36.897
3 -	1:28.087 (3)	0.569	80.88	12:13:04.984
4 -	1:27.803 (2)	0.285	81.14	12:14:32.787
5 -	1:27.518 (1)		81.40	12:16:00.305
6 -	1:29.671	2.153	79.45	12:17:29.976
7 -	1:29.586	2.068	79.52	12:18:59.562
8 -	1:34.877 P	7.359	75.09	12:20:34.439

Weather / Track : Cloudy / Dry

BRSCC Mazda MX-5 Championship - 1A

RACE 2 - LAP ANALYSIS


DIFF = Difference To Personal Best Lap

P30 76 Erik BLIXT				
LAP	LAP TIME	DIFF	MPH	TIME OF DAY
1 -	1:39.925	14.062	71.29	12:09:59.372
2 -	1:28.416 (3)	2.553	80.58	12:11:27.788
3 -	1:29.436	3.573	79.66	12:12:57.224
4 -	1:25.863 (1)		82.97	12:14:23.087
5 -	1:26.623 (2)	0.760	82.24	12:15:49.710

P31 158 Mike COMBER				
LAP	LAP TIME	DIFF	MPH	TIME OF DAY
1 -	1:40.710	14.313	70.74	12:10:00.157
2 -	1:27.859 (3)	1.462	81.09	12:11:28.016
3 -	1:26.397 (1)		82.46	12:12:54.413
4 -	1:26.541 (2)	0.144	82.32	12:14:20.954

BRSCC Mazda MX-5 Championship - 2B

RACE 6 - GRID (20 minutes) - AMENDED

ROW 16	31	16	Neil MACGREGOR (M)	32	30	Callum GREATREX
ROW 15	29	90	Bruce ROBINSON (M)	30	17	Andrew MACGREGOR (M)
ROW 14	27	46	David RICKARDS (M)	28	27	Christopher STAPLETON
ROW 13	25	38	Shanel DREWE	26	58	Dale WHITEMAN (M)
ROW 12	23	14	Elliott HANN	24	9	James LOVE
ROW 11	21	169	George GRANT (M)	22	291	Luke SOUCH
ROW 10	19	11	Sam JARVIS	20	43	Simon WOODS
ROW 9	17	21	Orlando LINDSAY	18	66	Daniel DENHAM
ROW 8	15	37	Tim DORE	16	78	Richard BARTLETT (M)
ROW 7	13	411	Joshua BRENT	14	75	Bruce CARTER (M)
ROW 6	11	722	Alan HAWKINS (M)	12	45	Graham RUMSEY (M)
ROW 5	9	57	Oliver JENKINS	10	20	Christopher GINN(M)
ROW 4	7	3	Richard WOOTTEN	8	2	Jake STYLES
ROW 3	5	158	Mike COMBER	6	31	Bryn GRIFFITHS (M)
ROW 2	3	117	Russ LINDSAY (M)	4	76	Erik BLIXT
ROW 1	1	19	Oliver ROBINSON (M)	2	39	Christina HOLLEY
Pole						
						

Car 30 Added to back of Grid

Donington Park National
Circuit Length = 1.9790 miles

These results are provisional until the conclusion of any judicial and technical matters.

Clerk Of Course :	Timekeeper :

BRSCC Mazda MX-5 Championship - 2B

RACE 6 - CLASSIFICATION - AMENDED

POS	NO	NAME	ENTRY	LAPS	TIME	GAP	DIFF	MPH	BEST	ON
1	158*	Mike COMBER	Mazda MX-5 Mk1	14	20:48.005			79.81	1:26.879	11
2	76	Erik BLIXT	Mazda MX-5 Mk1	14	20:48.987	0.982	0.982	79.75	1:26.327	10
3	411	Joshua BRENT	Mazda MX-5 Mk1	14	20:49.380	1.375	0.393	79.72	1:26.510	8
4	31	Bryn GRIFFITHS (M)	Mazda MX-5 Mk1	14	20:55.827	7.822	6.447	79.31	1:27.643	10
5	2	Jake STYLES	Mazda MX-5 Mk1	14	21:04.414	16.409	8.587	78.77	1:27.484	7
6	19	Oliver ROBINSON (M)	Mazda MX-5 Mk1	14	21:05.432	17.427	1.018	78.71	1:28.215	8
7	27	Christopher STAPLETON	Mazda MX-5 Mk1	14	21:06.529	18.524	1.097	78.64	1:27.811	11
8	117	Russ LINDSAY (M)	Mazda MX-5 Mk1	14	21:07.953	19.948	1.424	78.55	1:28.282	11
9	30	Callum GREATREX	Mazda MX-5 Mk1	14	21:10.859	22.854	2.906	78.37	1:28.512	14
10	3	Richard WOOTTEN	Mazda MX-5 Mk1	14	21:14.500	26.495	3.641	78.15	1:28.756	8
11	37*	Tim DORE	Mazda MK-5 Mk1	14	21:15.357	27.352	0.857	78.10	1:28.629	11
12	39	Christina HOLLEY	Mazda MX-5 Mk1	14	21:15.749	27.744	0.392	78.07	1:27.842	13
13	291	Luke SOUCH	Mazda MX-5 Mk1	14	21:15.915	27.910	0.166	78.06	1:28.736	11
14	57	Oliver JENKINS	Mazda MX-5 Mk1	14	21:25.675	37.670	9.760	77.47	1:29.169	10
15	17	Andrew MACGREGOR (M)	Mazda MX-5 Mk1	14	21:31.390	43.385	5.715	77.13	1:29.497	10
16	78	Richard BARTLETT (M)	Mazda MX-5 Mk1	14	21:33.780	45.775	2.390	76.99	1:29.216	14
17	16	Neil MACGREGOR (M)	Mazda MX-5 Mk1	14	21:33.915	45.910	0.135	76.98	1:29.410	12
18	38	Shanel DREWE	Mazda MX-5 Mk1	14	21:34.906	46.901	0.991	76.92	1:29.558	10
19	11	Sam JARVIS	Mazda MX-5 Mk1	14	21:37.326	49.321	2.420	76.77	1:29.152	14
20	43	Simon WOODS	Mazda MX-5 Mk1	14	21:38.107	50.102	0.781	76.73	1:29.019	14
21	66	Daniel DENHAM	Mazda MX-5 Mk1	14	21:38.948	50.943	0.841	76.68	1:29.343	9
22	14	Elliott HANN	Mazda MX-5 Mk1	14	21:39.479	51.474	0.531	76.65	1:30.031	3
23	75	Bruce CARTER (M)	Mazda MX-5 Mk1	14	21:39.906	51.901	0.427	76.62	1:29.027	4
24	169*	George GRANT (M)	Mazda MX-5 Mk1	14	21:45.795	57.790	5.889	76.28	1:29.185	12
25	90	Bruce ROBINSON (M)	Mazda MX-5 Mk1	14	21:47.519	59.514	1.724	76.18	1:29.945	9
26	9	James LOVE	Mazda MX-5 Mk1	14	21:48.118	1:00.113	0.599	76.14	1:31.516	13
27	58	Dale WHITEMAN (M)	Mazda MX-5 Mk1	14	21:49.290	1:01.285	1.172	76.07	1:31.477	14
28	45	Graham RUMSEY (M)	Mazda MX-5 Mk1	14	21:56.802	1:08.797	7.512	75.64	1:30.272	14
29	20	Christopher GINN(M)	Mazda MX-5 Mk1	14	22:01.154	1:13.149	4.352	75.39	1:29.441	12
30	46	David RICKARDS (M)	Mazda MX-5 Mk1	13	22:09.692	1 Lap	1 Lap	69.55	1:38.294	13

NOT CLASSIFIED

DNF	21	Orlando LINDSAY	Mazda MX-5 Mk1	10	15:25.350	4 Laps	3 Laps	76.84	1:28.484	9
DQ	722*	Alan HAWKINS (M)	Mazda MX-5 Mk1	0						

FASTEST LAP

	76	Erik BLIXT	Mazda MX-5 Mk1	10	1:26.327			82.53 mph	132.82 kph	
--	----	------------	----------------	----	----------	--	--	-----------	------------	--

Car 158 - Intermittent transponder, please check fitting

Car 169 - 10 Second penalty out of position start

Car 37 - 1 Second penalty MSA C1.1.5 Driving in a manner incompatible with general safety

Car 722 - Disqualified from race result MSA C1.1.5 Driving in a manner incompatible with general safety

Weather / Track : Cloudy / Dry

These results are provisional until the conclusion of any judicial and technical matters.

Donington Park National

Circuit Length = 1.9790 miles

Start: 11:14 Flag 11:34 End: 11:38

Clerk Of Course :		Timekeeper :	
-------------------	--	--------------	--

BRSCC Mazda MX-5 Championship - 2B

RACE 6 - LAP CHART

LAP 1 @ 11:15:39.887			LAP 2 @ 11:17:11.216			LAP 3 @ 11:18:43.243			LAP 4 @ 11:20:14.511			LAP 5 @ 11:21:43.302		
NO	BEHIND	LAP TIME	NO	BEHIND	LAP TIME	NO	BEHIND	LAP TIME	NO	BEHIND	LAP TIME	NO	BEHIND	LAP TIME
158		1:36.324	158		1:31.329	158		1:32.027	39		1:30.337	158		1:28.787
39	1.786	1:38.110	39	1.325	1:30.868	39	0.931	1:31.633	158	0.004	1:31.272	411	0.620	1:28.713
117	2.336	1:38.660	117	1.827	1:30.820	117	1.355	1:31.555	411	0.698	1:30.217	39	2.915	1:31.706
19	2.482	1:38.806	76	1.962	1:29.819	2	1.550	1:30.926	117	1.349	1:31.262	76	3.030	1:29.882
2	2.702	1:39.026	411	1.989	1:30.250	411	1.749	1:31.787	31	1.530	1:30.686	31	3.384	1:30.645
31	2.850	1:39.174	19	2.427	1:31.274	76	1.784	1:31.849	76	1.939	1:31.423	117	3.606	1:31.048
411	3.068	1:39.392	2	2.651	1:31.278	19	1.942	1:31.542	19	1.994	1:31.320	2	3.866	1:30.558
76	3.472	1:39.796	31	2.933	1:31.412	31	2.112	1:31.206	2	2.099	1:31.817	19	4.118	1:30.915
3	3.978	1:40.302	3	3.119	1:30.470	3	3.391	1:32.299	722	3.555	1:31.348	27	4.397	1:28.444
722	4.063	1:40.387	57	3.830	1:30.884	722	3.475	1:31.292	3	3.884	1:31.761	21	4.606	1:28.949
57	4.275	1:40.599	722	4.210	1:31.476	57	3.636	1:31.833	21	4.448	1:30.777	3	5.170	1:30.077
45	4.676	1:41.000	11	4.465	1:30.728	78	4.163	1:31.273	27	4.744	1:30.772	722	5.503	1:30.739
11	5.066	1:41.390	45	4.482	1:31.135	11	4.488	1:32.050	57	5.486	1:33.118	37	5.787	1:28.975
21	5.563	1:41.887	21	4.700	1:30.466	45	4.615	1:32.160	37	5.603	1:31.477	30	7.388	1:29.945
78	5.599	1:41.923	78	4.917	1:30.647	21	4.939	1:32.266	45	6.164	1:32.817	291	7.844	1:30.185
291	5.701	1:42.025	37	5.529	1:30.833	27	5.240	1:30.838	30	6.234	1:31.262	90	9.199	1:31.272
37	6.025	1:42.349	90	6.168	1:31.235	37	5.394	1:31.892	291	6.450	1:32.041	45	9.726	1:32.353
90	6.262	1:42.586	291	6.245	1:31.873	291	5.677	1:31.459	90	6.718	1:32.307	169	10.834	1:31.708
27	8.844	1:45.168	27	6.429	1:28.914	90	5.679	1:31.538	20	6.888	1:31.357	16	11.221	1:32.019
30	8.984	1:45.308	30	8.075	1:30.420	30	6.240	1:30.192	78	7.717	1:34.822	57	11.471	1:34.776
169	9.253	1:45.577	16	8.546	1:30.485	16	6.648	1:30.129	169	7.917	1:31.420	20	12.735	1:34.638
20	9.284	1:45.608	20	9.289	1:31.334	20	6.799	1:29.537	16	7.993	1:32.613	17	14.195	1:31.918
16	9.390	1:45.714	169	9.967	1:32.043	169	7.765	1:29.825	14	8.446	1:30.714	14	14.456	1:34.801
14	9.858	1:46.182	66	10.766	1:31.536	14	9.000	1:30.031	43	8.895	1:30.610	43	14.606	1:34.502
43	10.529	1:46.853	14	10.996	1:32.467	43	9.553	1:30.243	66	9.237	1:30.842	38	14.653	1:31.267
66	10.559	1:46.883	43	11.337	1:32.137	66	9.663	1:30.924	75	9.596	1:29.027	78	14.843	1:35.917
17	10.635	1:46.959	17	11.852	1:32.546	75	11.837	1:31.223	17	11.068	1:30.402	66	15.183	1:34.737
9	11.260	1:47.584	38	11.926	1:31.853	17	11.934	1:32.109	38	12.177	1:30.889	75	15.524	1:34.719
38	11.402	1:47.726	75	12.641	1:32.087	38	12.556	1:32.657	11	15.261	1:42.041	11	18.137	1:31.667
58	11.881	1:48.205	9	13.212	1:33.281	9	13.332	1:32.147	9	15.405	1:33.341	9	19.558	1:32.944
75	11.883	1:48.207	58	14.825	1:34.273	58	14.953	1:32.155	58	16.150	1:32.465	58	20.151	1:32.792
46	18.533	1:54.857	46	28.977	1:41.773	46	39.439	1:42.489	46	50.511	1:42.340	46	1:02.455	1:40.735

Weather / Track : Cloudy / Dry

Donington Park National
 Circuit Length = 1.9790 miles
 Start: 11:14 Flag 11:34 End: 11:38

BRSCC Mazda MX-5 Championship - 2B

RACE 6 - LAP CHART

LAP 6 @ 11:23:12.385			LAP 7 @ 11:24:40.019			LAP 8 @ 11:26:07.154			LAP 9 @ 11:27:34.222			LAP 10 @ 11:29:01.386		
NO	BEHIND	LAP TIME	NO	BEHIND	LAP TIME	NO	BEHIND	LAP TIME	NO	BEHIND	LAP TIME	NO	BEHIND	LAP TIME
158		1:29.083	158		1:27.634	158		1:27.135	158		1:27.068	158		1:27.164
411	1.036	1:29.499	411	0.859	1:27.457	411	0.234	1:26.510	411	0.332	1:27.166	411	0.431	1:27.263
76	3.092	1:29.145	76	2.164	1:26.706	46	1 Lap	1:40.305	76	1.818	1:27.146	76	0.981	1:26.327
31	3.642	1:29.341	31	3.779	1:27.771	76	1.740	1:26.711	31	5.436	1:28.017	31	5.915	1:27.643
2	4.373	1:29.590	2	4.223	1:27.484	31	4.487	1:27.843	2	7.337	1:28.720	2	8.958	1:28.785
19	5.362	1:30.327	19	6.277	1:28.549	2	5.685	1:28.597	19	9.476	1:29.187	19	10.758	1:28.446
21	5.687	1:30.164	21	6.812	1:28.759	19	7.357	1:28.215	21	9.949	1:28.484	117	12.703	1:28.863
117	6.957	1:32.434	117	7.870	1:28.547	21	8.533	1:28.856	117	11.004	1:28.443	27	13.327	1:28.704
27	7.337	1:32.023	27	8.625	1:28.922	117	9.629	1:28.894	27	11.787	1:28.817	30	17.147	1:29.484
30	8.517	1:30.212	30	10.372	1:29.489	27	10.038	1:28.548	30	14.827	1:29.721	3	17.437	1:29.736
3	8.814	1:32.727	3	11.348	1:30.168	30	12.174	1:28.937	3	14.865	1:28.964	37	18.134	1:28.732
291	9.068	1:30.307	291	11.750	1:30.316	3	12.969	1:28.756	46	1 Lap	1:41.659	291	19.300	1:29.079
37	11.364	1:34.660	37	13.368	1:29.638	37	14.931	1:28.698	37	16.566	1:28.703	39	24.832	1:28.557
90	11.678	1:31.562	90	16.809	1:32.765	291	15.235	1:30.620	291	17.385	1:29.218	21	27.527	1:44.742
45	12.341	1:31.698	39	17.199	1:30.425	39	21.263	1:31.199	39	23.439	1:29.244	46	1 Lap	1:39.816
57	13.649	1:31.261	722	17.228	1:29.579	45	24.045	1:33.750	57	26.554	1:29.319	57	28.559	1:29.169
169	14.072	1:32.321	57	17.371	1:31.356	57	24.303	1:34.067	169	28.963	1:30.545	17	31.996	1:29.497
39	14.408	1:40.576	45	17.430	1:32.723	722	24.825	1:34.732	20	29.366	1:30.709	20	32.307	1:30.105
16	15.018	1:32.880	16	18.544	1:31.160	16	25.194	1:33.785	17	29.663	1:30.862	169	32.929	1:31.130
722	15.283	1:38.863	169	18.860	1:32.422	169	25.486	1:33.761	16	29.901	1:31.775	38	32.957	1:29.558
20	15.320	1:31.668	20	19.101	1:31.415	20	25.725	1:33.759	38	30.563	1:30.467	16	33.018	1:30.281
17	15.342	1:30.230	17	19.234	1:31.526	17	25.869	1:33.770	66	31.010	1:29.343	66	33.202	1:29.356
14	18.771	1:33.398	38	22.952	1:31.558	38	27.164	1:31.347	14	31.503	1:30.869	43	37.443	1:31.996
38	19.028	1:33.458	14	23.674	1:32.537	14	27.702	1:31.163	11	32.058	1:30.886	14	37.549	1:33.210
78	19.780	1:34.020	78	24.048	1:31.902	11	28.240	1:30.985	43	32.611	1:30.383	78	37.627	1:31.410
43	20.558	1:35.035	11	24.390	1:31.341	66	28.735	1:30.236	75	32.980	1:31.119	11	38.148	1:33.254
11	20.683	1:31.629	66	25.634	1:32.466	75	28.929	1:29.976	78	33.381	1:30.975	75	38.447	1:32.631
66	20.802	1:34.702	43	25.997	1:33.073	43	29.296	1:30.434	9	36.148	1:31.842	9	40.901	1:31.917
75	20.877	1:34.436	75	26.088	1:32.845	78	29.474	1:32.561	722	37.068	1:39.311	58	42.922	1:32.557
9	22.440	1:31.965	9	26.692	1:31.886	9	31.374	1:31.817	58	37.529	1:32.553	722	43.140	1:33.236
58	23.117	1:32.049	58	27.394	1:31.911	58	32.044	1:31.785	90	39.692	1:29.945	90	43.453	1:30.925
46	1:14.810	1:41.438				90	36.815	1:47.141	45	42.092	1:45.115	45	56.155	1:41.227

Weather / Track : Cloudy / Dry

Donington Park National
 Circuit Length = 1.9790 miles
 Start: 11:14 Flag 11:34 End: 11:38

BRSCC Mazda MX-5 Championship - 2B

RACE 6 - LAP CHART

LAP 11 @ 11:30:28.265			LAP 12 @ 11:31:55.870			LAP 13 @ 11:33:23.469			LAP 14 @ 11:34:51.568		
NO	BEHIND	LAP TIME	NO	BEHIND	LAP TIME	NO	BEHIND	LAP TIME	NO	BEHIND	LAP TIME
158		1:26.879	158		1:27.605	158		1:27.599	158		1:28.099
411	1.442	1:27.890	411	2.284	1:28.447	76	2.183	1:27.391	76	0.982	1:26.898
76	1.557	1:27.455	76	2.391	1:28.439	411	2.709	1:28.024	411	1.375	1:26.765
31	6.851	1:27.815	31	7.835	1:28.589	31	7.934	1:27.698	31	7.822	1:27.987
2	10.739	1:28.660	2	13.128	1:29.994	2	15.133	1:29.604	2	16.409	1:29.375
19	12.836	1:28.957	19	13.861	1:28.630	19	15.259	1:28.997	19	17.427	1:30.267
117	14.106	1:28.282	27	17.199	1:30.545	27	18.406	1:28.806	27	18.524	1:28.217
27	14.259	1:27.811	117	17.390	1:30.889	117	19.270	1:29.479	117	19.948	1:28.777
30	18.943	1:28.675	30	21.109	1:29.771	30	22.441	1:28.931	30	22.854	1:28.512
3	19.431	1:28.873	3	21.898	1:30.072	3	25.023	1:30.724	37	26.352	1:29.199
37	19.884	1:28.629	37	22.168	1:29.889	37	25.252	1:30.683	3	26.495	1:29.571
291	21.157	1:28.736	291	22.372	1:28.820	291	25.374	1:30.601	39	27.744	1:28.725
39	25.964	1:28.011	39	26.875	1:28.516	39	27.118	1:27.842	291	27.910	1:30.635
57	31.676	1:29.996	57	34.265	1:30.194	57	36.553	1:29.887	57	37.670	1:29.216
17	35.273	1:30.156	17	37.406	1:29.738	16	40.616	1:30.322	17	43.385	1:29.586
16	36.088	1:29.949	16	37.893	1:29.410	17	41.898	1:32.091	78	45.775	1:29.216
20	36.624	1:31.196	20	38.460	1:29.441	78	44.658	1:30.596	16	45.910	1:33.393
169	37.499	1:31.449	169	39.079	1:29.185	38	45.050	1:32.447	38	46.901	1:29.950
38	37.670	1:31.592	38	40.202	1:30.137	169	45.355	1:33.875	169	47.790	1:30.534
66	37.899	1:31.576	66	40.387	1:30.093	11	48.268	1:30.527	11	49.321	1:29.152
78	40.021	1:29.273	78	41.661	1:29.245	14	48.969	1:32.340	43	50.102	1:29.019
14	41.202	1:30.532	14	44.228	1:30.631	43	49.182	1:30.172	66	50.943	1:29.619
11	43.652	1:32.383	11	45.340	1:29.293	66	49.423	1:36.635	14	51.474	1:30.604
43	43.691	1:33.127	43	46.609	1:30.523	75	49.833	1:30.697	75	51.901	1:30.167
75	43.968	1:32.400	75	46.735	1:30.372	722	53.383	1:29.847	722	54.525	1:29.241
9	45.809	1:31.787	722	51.135	1:30.864	9	55.805	1:31.516	90	59.514	1:30.461
46	1 Lap	1:45.967	9	51.888	1:33.684	90	57.152	1:30.657	9	1:00.113	1:32.407
722	47.876	1:31.615	58	52.853	1:31.805	58	57.907	1:32.653	58	1:01.285	1:31.477
90	48.526	1:31.952	90	54.094	1:33.173	45	1:06.624	1:30.773	45	1:08.797	1:30.272
58	48.653	1:32.610	46	1 Lap	1:39.146	20	1:09.020	1:58.159	20	1:13.149	1:32.228
45	1:00.086	1:30.810	45	1:03.450	1:30.969	46	1 Lap	1:40.873	46	1 Lap	1:38.294

Weather / Track : Cloudy / Dry

Donington Park National
 Circuit Length = 1.9790 miles
 Start: 11:14 Flag 11:34 End: 11:38

BRSCC Mazda MX-5 Championship - 2B

RACE 6 - LAP ANALYSIS

DIFF = Difference To Personal Best Lap

P1 158 Mike COMBER				
LAP	LAP TIME	DIFF	MPH	TIME OF DAY
1 -	1:36.324	9.445	73.96	11:15:39.887
2 -	1:31.329	4.450	78.01	11:17:11.216
3 -	1:32.027	5.148	77.41	11:18:43.243
4 -	1:31.272	4.393	78.05	11:20:14.515
5 -	1:28.787	1.908	80.24	11:21:43.302
6 -	1:29.083	2.204	79.97	11:23:12.385
7 -	1:27.634	0.755	81.29	11:24:40.019
8 -	1:27.135 (3)	0.256	81.76	11:26:07.154
9 -	1:27.068 (2)	0.189	81.82	11:27:34.222
10 -	1:27.164	0.285	81.73	11:29:01.386
11 -	1:26.879 (1)		82.00	11:30:28.265
12 -	1:27.605	0.726	81.32	11:31:55.870
13 -	1:27.599	0.720	81.33	11:33:23.469
14 -	1:28.099	1.220	80.87	11:34:51.568

P2 76 Erik BLIXT				
LAP	LAP TIME	DIFF	MPH	TIME OF DAY
1 -	1:39.796	13.469	71.39	11:15:43.359
2 -	1:29.819	3.492	79.32	11:17:13.178
3 -	1:31.849	5.522	77.56	11:18:45.027
4 -	1:31.423	5.096	77.93	11:20:16.450
5 -	1:29.882	3.555	79.26	11:21:46.332
6 -	1:29.145	2.818	79.92	11:23:15.477
7 -	1:26.706 (2)	0.379	82.17	11:24:42.183
8 -	1:26.711 (3)	0.384	82.16	11:26:08.894
9 -	1:27.146	0.819	81.75	11:27:36.040
10 -	1:26.327 (1)		82.53	11:29:02.367
11 -	1:27.455	1.128	81.46	11:30:29.822
12 -	1:28.439	2.112	80.55	11:31:58.261
13 -	1:27.391	1.064	81.52	11:33:25.652
14 -	1:26.898	0.571	81.98	11:34:52.550

P3 411 Joshua BRENT				
LAP	LAP TIME	DIFF	MPH	TIME OF DAY
1 -	1:39.392	12.882	71.68	11:15:42.955
2 -	1:30.250	3.740	78.94	11:17:13.205
3 -	1:31.787	5.277	77.62	11:18:44.992
4 -	1:30.217	3.707	78.97	11:20:15.209
5 -	1:28.713	2.203	80.31	11:21:43.922
6 -	1:29.499	2.989	79.60	11:23:13.421
7 -	1:27.457	0.947	81.46	11:24:40.878
8 -	1:26.510 (1)		82.35	11:26:07.388
9 -	1:27.166 (3)	0.656	81.73	11:27:34.554
10 -	1:27.263	0.753	81.64	11:29:01.817
11 -	1:27.890	1.380	81.06	11:30:29.707
12 -	1:28.447	1.937	80.55	11:31:58.154
13 -	1:28.024	1.514	80.93	11:33:26.178
14 -	1:26.765 (2)	0.255	82.11	11:34:52.943

P4 31 Bryn GRIFFITHS (M)				
LAP	LAP TIME	DIFF	MPH	TIME OF DAY
1 -	1:39.174	11.531	71.83	11:15:42.737
2 -	1:31.412	3.769	77.93	11:17:14.149
3 -	1:31.206	3.563	78.11	11:18:45.355
4 -	1:30.686	3.043	78.56	11:20:16.041
5 -	1:30.645	3.002	78.59	11:21:46.686
6 -	1:29.341	1.698	79.74	11:23:16.027
7 -	1:27.771 (3)	0.128	81.17	11:24:43.798
8 -	1:27.843	0.200	81.10	11:26:11.641

DIFF = Difference To Personal Best Lap

9 -	1:28.017	0.374	80.94	11:27:39.658
10 -	1:27.643 (1)		81.29	11:29:07.301
11 -	1:27.815	0.172	81.13	11:30:35.116
12 -	1:28.589	0.946	80.42	11:32:03.705
13 -	1:27.698 (2)	0.055	81.24	11:33:31.403
14 -	1:27.987	0.344	80.97	11:34:59.390

P5 2 Jake STYLES				
LAP	LAP TIME	DIFF	MPH	TIME OF DAY
1 -	1:39.026	11.542	71.94	11:15:42.589
2 -	1:31.278	3.794	78.05	11:17:13.867
3 -	1:30.926	3.442	78.35	11:18:44.793
4 -	1:31.817	4.333	77.59	11:20:16.610
5 -	1:30.558	3.074	78.67	11:21:47.168
6 -	1:29.590	2.106	79.52	11:23:16.758
7 -	1:27.484 (1)		81.43	11:24:44.242
8 -	1:28.597 (2)	1.113	80.41	11:26:12.839
9 -	1:28.720	1.236	80.30	11:27:41.559
10 -	1:28.785	1.301	80.24	11:29:10.344
11 -	1:28.660 (3)	1.176	80.35	11:30:39.004
12 -	1:29.994	2.510	79.16	11:32:08.998
13 -	1:29.604	2.120	79.51	11:33:38.602
14 -	1:29.375	1.891	79.71	11:35:07.977

P6 19 Oliver ROBINSON (M)				
LAP	LAP TIME	DIFF	MPH	TIME OF DAY
1 -	1:38.806	10.591	72.10	11:15:42.369
2 -	1:31.274	3.059	78.05	11:17:13.643
3 -	1:31.542	3.327	77.82	11:18:45.185
4 -	1:31.320	3.105	78.01	11:20:16.505
5 -	1:30.915	2.700	78.36	11:21:47.420
6 -	1:30.327	2.112	78.87	11:23:17.747
7 -	1:28.549 (3)	0.334	80.45	11:24:46.296
8 -	1:28.215 (1)		80.76	11:26:14.511
9 -	1:29.187	0.972	79.88	11:27:43.698
10 -	1:28.446 (2)	0.231	80.55	11:29:12.144
11 -	1:28.957	0.742	80.09	11:30:41.101
12 -	1:28.630	0.415	80.38	11:32:09.731
13 -	1:28.997	0.782	80.05	11:33:38.728
14 -	1:30.267	2.052	78.92	11:35:08.995

P7 27 Christopher STAPLETON				
LAP	LAP TIME	DIFF	MPH	TIME OF DAY
1 -	1:45.168	17.357	67.74	11:15:48.731
2 -	1:28.914	1.103	80.12	11:17:17.645
3 -	1:30.838	3.027	78.43	11:18:48.483
4 -	1:30.772	2.961	78.48	11:20:19.255
5 -	1:28.444 (3)	0.633	80.55	11:21:47.699
6 -	1:32.023	4.212	77.42	11:23:19.722
7 -	1:28.922	1.111	80.12	11:24:48.644
8 -	1:28.548	0.737	80.46	11:26:17.192
9 -	1:28.817	1.006	80.21	11:27:46.009
10 -	1:28.704	0.893	80.31	11:29:14.713
11 -	1:27.811 (1)		81.13	11:30:42.524
12 -	1:30.545	2.734	78.68	11:32:13.069
13 -	1:28.806	0.995	80.22	11:33:41.875
14 -	1:28.217 (2)	0.406	80.76	11:35:10.922

P8 117 Russ LINDSAY (M)				
LAP	LAP TIME	DIFF	MPH	TIME OF DAY
1 -	1:38.660	10.378	72.21	11:15:42.223

Weather / Track : Cloudy / Dry

Donington Park National
Circuit Length = 1.9790 miles
Start: 11:14 Flag 11:34 End: 11:38

BRSCC Mazda MX-5 Championship - 2B

RACE 6 - LAP ANALYSIS

DIFF = Difference To Personal Best Lap

2 -	1:30.820	2.538	78.44	11:17:13.043
3 -	1:31.555	3.273	77.81	11:18:44.598
4 -	1:31.262	2.980	78.06	11:20:15.860
5 -	1:31.048	2.766	78.25	11:21:46.908
6 -	1:32.434	4.152	77.07	11:23:19.342
7 -	1:28.547 (3)	0.265	80.46	11:24:47.889
8 -	1:28.894	0.612	80.14	11:26:16.783
9 -	1:28.443 (2)	0.161	80.55	11:27:45.226
10 -	1:28.863	0.581	80.17	11:29:14.089
11 -	1:28.282 (1)		80.70	11:30:42.371
12 -	1:30.889	2.607	78.38	11:32:13.260
13 -	1:29.479	1.197	79.62	11:33:42.739
14 -	1:28.777	0.495	80.25	11:35:11.516

P9 30 Callum GREATREX

LAP	LAP TIME	DIFF	MPH	TIME OF DAY
1 -	1:45.308	16.796	67.65	11:15:48.871
2 -	1:30.420	1.908	78.79	11:17:19.291
3 -	1:30.192	1.680	78.99	11:18:49.483
4 -	1:31.262	2.750	78.06	11:20:20.745
5 -	1:29.945	1.433	79.21	11:21:50.690
6 -	1:30.212	1.700	78.97	11:23:20.902
7 -	1:29.489	0.977	79.61	11:24:50.391
8 -	1:28.937	0.425	80.10	11:26:19.328
9 -	1:29.721	1.209	79.40	11:27:49.049
10 -	1:29.484	0.972	79.61	11:29:18.533
11 -	1:28.675 (2)	0.163	80.34	11:30:47.208
12 -	1:29.771	1.259	79.36	11:32:16.979
13 -	1:28.931 (3)	0.419	80.11	11:33:45.910
14 -	1:28.512 (1)		80.49	11:35:14.422

P10 37 Tim DORE

LAP	LAP TIME	DIFF	MPH	TIME OF DAY
1 -	1:42.349	13.720	69.61	11:15:45.912
2 -	1:30.833	2.204	78.43	11:17:16.745
3 -	1:31.892	3.263	77.53	11:18:48.637
4 -	1:31.477	2.848	77.88	11:20:20.114
5 -	1:28.975	0.346	80.07	11:21:49.089
6 -	1:34.660	6.031	75.26	11:23:23.749
7 -	1:29.638	1.009	79.48	11:24:53.387
8 -	1:28.698 (2)	0.069	80.32	11:26:22.085
9 -	1:28.703 (3)	0.074	80.32	11:27:50.788
10 -	1:28.732	0.103	80.29	11:29:19.520
11 -	1:28.629 (1)		80.38	11:30:48.149
12 -	1:29.889	1.260	79.26	11:32:18.038
13 -	1:30.683	2.054	78.56	11:33:48.721
14 -	1:29.199	0.570	79.87	11:35:17.920

P11 3 Richard WOOTTEN

LAP	LAP TIME	DIFF	MPH	TIME OF DAY
1 -	1:40.302	11.546	71.03	11:15:43.865
2 -	1:30.470	1.714	78.75	11:17:14.335
3 -	1:32.299	3.543	77.19	11:18:46.634
4 -	1:31.761	3.005	77.64	11:20:18.395
5 -	1:30.077	1.321	79.09	11:21:48.472
6 -	1:32.727	3.971	76.83	11:23:21.199
7 -	1:30.168	1.412	79.01	11:24:51.367
8 -	1:28.756 (1)		80.27	11:26:20.123
9 -	1:28.964 (3)	0.208	80.08	11:27:49.087
10 -	1:29.736	0.980	79.39	11:29:18.823
11 -	1:28.873 (2)	0.117	80.16	11:30:47.696
12 -	1:30.072	1.316	79.09	11:32:17.768

DIFF = Difference To Personal Best Lap

13 -	1:30.724	1.968	78.53	11:33:48.492
14 -	1:29.571	0.815	79.54	11:35:18.063

P12 39 Christina HOLLEY

LAP	LAP TIME	DIFF	MPH	TIME OF DAY
1 -	1:38.110	10.268	72.61	11:15:41.673
2 -	1:30.868	3.026	78.40	11:17:12.541
3 -	1:31.633	3.791	77.75	11:18:44.174
4 -	1:30.337	2.495	78.86	11:20:14.511
5 -	1:31.706	3.864	77.69	11:21:46.217
6 -	1:40.576	12.734	70.83	11:23:26.793
7 -	1:30.425	2.583	78.79	11:24:57.218
8 -	1:31.199	3.357	78.12	11:26:28.417
9 -	1:29.244	1.402	79.83	11:27:57.661
10 -	1:28.557	0.715	80.45	11:29:26.218
11 -	1:28.011 (2)	0.169	80.95	11:30:54.229
12 -	1:28.516 (3)	0.674	80.48	11:32:22.745
13 -	1:27.842 (1)		81.10	11:33:50.587
14 -	1:28.725	0.883	80.30	11:35:19.312

P13 291 Luke SOUCH

LAP	LAP TIME	DIFF	MPH	TIME OF DAY
1 -	1:42.025	13.289	69.83	11:15:45.588
2 -	1:31.873	3.137	77.54	11:17:17.461
3 -	1:31.459	2.723	77.89	11:18:48.920
4 -	1:32.041	3.305	77.40	11:20:20.961
5 -	1:30.185	1.449	79.00	11:21:51.146
6 -	1:30.307	1.571	78.89	11:23:21.453
7 -	1:30.316	1.580	78.88	11:24:51.769
8 -	1:30.620	1.884	78.62	11:26:22.389
9 -	1:29.218	0.482	79.85	11:27:51.607
10 -	1:29.079 (3)	0.343	79.98	11:29:20.686
11 -	1:28.736 (1)		80.29	11:29:49.422
12 -	1:28.820 (2)	0.084	80.21	11:32:18.242
13 -	1:30.601	1.865	78.63	11:33:48.843
14 -	1:30.635	1.899	78.60	11:35:19.478

P14 57 Oliver JENKINS

LAP	LAP TIME	DIFF	MPH	TIME OF DAY
1 -	1:40.599	11.430	70.82	11:15:44.162
2 -	1:30.884	1.715	78.39	11:17:15.046
3 -	1:31.833	2.664	77.58	11:18:46.879
4 -	1:33.118	3.949	76.51	11:20:19.997
5 -	1:34.776	5.607	75.17	11:21:54.773
6 -	1:31.261	2.092	78.06	11:23:26.034
7 -	1:31.356	2.187	77.98	11:24:57.390
8 -	1:34.067	4.898	75.74	11:26:31.457
9 -	1:29.319 (3)	0.150	79.76	11:28:00.776
10 -	1:29.169 (1)		79.90	11:29:29.945
11 -	1:29.996	0.827	79.16	11:30:59.941
12 -	1:30.194	1.025	78.99	11:32:30.135
13 -	1:29.887	0.718	79.26	11:34:00.022
14 -	1:29.216 (2)	0.047	79.85	11:35:29.238

P15 17 Andrew MACGREGOR (M)

LAP	LAP TIME	DIFF	MPH	TIME OF DAY
1 -	1:46.959	17.462	66.61	11:15:50.522
2 -	1:32.546	3.049	76.98	11:17:23.068
3 -	1:32.109	2.612	77.35	11:18:55.177
4 -	1:30.402	0.905	78.81	11:20:25.579
5 -	1:31.918	2.421	77.51	11:21:57.497

Weather / Track : Cloudy / Dry

Donington Park National
Circuit Length = 1.9790 miles
Start: 11:14 Flag 11:34 End: 11:38

BRSCC Mazda MX-5 Championship - 2B

RACE 6 - LAP ANALYSIS

DIFF = Difference To Personal Best Lap

6 -	1:30.230	0.733	78.96	11:23:27.727
7 -	1:31.526	2.029	77.84	11:24:59.253
8 -	1:33.770	4.273	75.97	11:26:33.023
9 -	1:30.862	1.365	78.41	11:28:03.885
10 -	1:29.497 (1)		79.60	11:29:33.382
11 -	1:30.156	0.659	79.02	11:31:03.538
12 -	1:29.738 (3)	0.241	79.39	11:32:33.276
13 -	1:32.091	2.594	77.36	11:34:05.367
14 -	1:29.586 (2)	0.089	79.52	11:35:34.953

P16 78 Richard BARTLETT (M)

LAP	LAP TIME	DIFF	MPH	TIME OF DAY
1 -	1:41.923	12.707	69.90	11:15:45.486
2 -	1:30.647	1.431	78.59	11:17:16.133
3 -	1:31.273	2.057	78.05	11:18:47.406
4 -	1:34.822	5.606	75.13	11:20:22.228
5 -	1:35.917	6.701	74.27	11:21:58.145
6 -	1:34.020	4.804	75.77	11:23:32.165
7 -	1:31.902	2.686	77.52	11:25:04.067
8 -	1:32.561	3.345	76.97	11:26:36.628
9 -	1:30.975	1.759	78.31	11:28:07.603
10 -	1:31.410	2.194	77.94	11:29:39.013
11 -	1:29.273 (3)	0.057	79.80	11:31:08.286
12 -	1:29.245 (2)	0.029	79.83	11:32:37.531
13 -	1:30.596	1.380	78.64	11:34:08.127
14 -	1:29.216 (1)		79.85	11:35:37.343

P17 16 Neil MACGREGOR (M)

LAP	LAP TIME	DIFF	MPH	TIME OF DAY
1 -	1:45.714	16.304	67.39	11:15:49.277
2 -	1:30.485	1.075	78.73	11:17:19.762
3 -	1:30.129 (3)	0.719	79.04	11:18:49.891
4 -	1:32.613	3.203	76.92	11:20:22.504
5 -	1:32.019	2.609	77.42	11:21:54.523
6 -	1:32.880	3.470	76.70	11:23:27.403
7 -	1:31.160	1.750	78.15	11:24:58.563
8 -	1:33.785	4.375	75.96	11:26:32.348
9 -	1:31.775	2.365	77.63	11:28:04.123
10 -	1:30.281	0.871	78.91	11:29:34.404
11 -	1:29.949 (2)	0.539	79.20	11:31:04.353
12 -	1:29.410 (1)		79.68	11:32:33.763
13 -	1:30.322	0.912	78.88	11:34:04.085
14 -	1:33.393	3.983	76.28	11:35:37.478

P18 38 Shanel DREWE

LAP	LAP TIME	DIFF	MPH	TIME OF DAY
1 -	1:47.726	18.168	66.13	11:15:51.289
2 -	1:31.853	2.295	77.56	11:17:23.142
3 -	1:32.657	3.099	76.89	11:18:55.799
4 -	1:30.889	1.331	78.38	11:20:26.688
5 -	1:31.267	1.709	78.06	11:21:57.955
6 -	1:33.458	3.900	76.23	11:23:31.413
7 -	1:31.558	2.000	77.81	11:25:02.971
8 -	1:31.347	1.789	77.99	11:26:34.318
9 -	1:30.467	0.909	78.75	11:28:04.785
10 -	1:29.558 (1)		79.55	11:29:34.343
11 -	1:31.592	2.034	77.78	11:31:05.935
12 -	1:30.137 (3)	0.579	79.04	11:32:36.072
13 -	1:32.447	2.889	77.06	11:34:08.519
14 -	1:29.950 (2)	0.392	79.20	11:35:38.469

DIFF = Difference To Personal Best Lap

P19 11 Sam JARVIS				
LAP	LAP TIME	DIFF	MPH	TIME OF DAY
1 -	1:41.390	12.238	70.26	11:15:44.953
2 -	1:30.728	1.576	78.52	11:17:15.681
3 -	1:32.050	2.898	77.39	11:18:47.731
4 -	1:42.041	12.889	69.82	11:20:29.772
5 -	1:31.667	2.515	77.72	11:22:01.439
6 -	1:31.629	2.477	77.75	11:23:33.068
7 -	1:31.341	2.189	78.00	11:25:04.409
8 -	1:30.985	1.833	78.30	11:26:35.394
9 -	1:30.886	1.734	78.39	11:28:06.280
10 -	1:33.254	4.102	76.40	11:29:39.534
11 -	1:32.383	3.231	77.12	11:31:11.917
12 -	1:29.293 (2)	0.141	79.78	11:32:41.210
13 -	1:30.527 (3)	1.375	78.70	11:34:11.737
14 -	1:29.152 (1)		79.91	11:35:40.889

P20 43 Simon WOODS

LAP	LAP TIME	DIFF	MPH	TIME OF DAY
1 -	1:46.853	17.834	66.67	11:15:50.416
2 -	1:32.137	3.118	77.32	11:17:22.553
3 -	1:30.243 (3)	1.224	78.94	11:18:52.796
4 -	1:30.610	1.591	78.62	11:20:23.406
5 -	1:34.502	5.483	75.39	11:21:57.908
6 -	1:35.035	6.016	74.96	11:23:32.943
7 -	1:33.073	4.054	76.54	11:25:06.016
8 -	1:30.434	1.415	78.78	11:26:36.450
9 -	1:30.383	1.364	78.82	11:28:06.833
10 -	1:31.996	2.977	77.44	11:29:38.829
11 -	1:33.127	4.108	76.50	11:31:11.956
12 -	1:30.523	1.504	78.70	11:32:42.479
13 -	1:30.172 (2)	1.153	79.01	11:34:12.651
14 -	1:29.019 (1)		80.03	11:35:41.670

P21 66 Daniel DENHAM

LAP	LAP TIME	DIFF	MPH	TIME OF DAY
1 -	1:46.883	17.540	66.65	11:15:50.446
2 -	1:31.536	2.193	77.83	11:17:21.982
3 -	1:30.924	1.581	78.35	11:18:52.906
4 -	1:30.842	1.499	78.42	11:20:23.748
5 -	1:34.737	5.394	75.20	11:21:58.485
6 -	1:34.702	5.359	75.23	11:23:33.187
7 -	1:32.466	3.123	77.05	11:25:05.653
8 -	1:30.236	0.893	78.95	11:26:35.889
9 -	1:29.343 (1)		79.74	11:28:05.232
10 -	1:29.356 (2)	0.013	79.73	11:29:34.588
11 -	1:31.576	2.233	77.80	11:31:06.164
12 -	1:30.093	0.750	79.08	11:32:36.257
13 -	1:36.635	7.292	73.72	11:34:12.892
14 -	1:29.619 (3)	0.276	79.49	11:35:42.511

P22 14 Elliott HANN

LAP	LAP TIME	DIFF	MPH	TIME OF DAY
1 -	1:46.182	16.151	67.09	11:15:49.745
2 -	1:32.467	2.436	77.05	11:17:22.212
3 -	1:30.031 (1)		79.13	11:18:52.243
4 -	1:30.714	0.683	78.53	11:20:22.957
5 -	1:34.801	4.770	75.15	11:21:57.758
6 -	1:33.398	3.367	76.28	11:23:31.156
7 -	1:32.537	2.506	76.99	11:25:03.693
8 -	1:31.163	1.132	78.15	11:26:34.856

Donington Park National
Circuit Length = 1.9790 miles
Start: 11:14 Flag 11:34 End: 11:38

Weather / Track : Cloudy / Dry

BRSCC Mazda MX-5 Championship - 2B

RACE 6 - LAP ANALYSIS

DIFF = Difference To Personal Best Lap

9 -	1:30.869	0.838	78.40	11:28:05.725
10 -	1:33.210	3.179	76.43	11:29:38.935
11 -	1:30.532 (2)	0.501	78.69	11:31:09.467
12 -	1:30.631	0.600	78.61	11:32:40.098
13 -	1:32.340	2.309	77.15	11:34:12.438
14 -	1:30.604 (3)	0.573	78.63	11:35:43.042

P23 75 Bruce CARTER (M)

LAP	LAP TIME	DIFF	MPH	TIME OF DAY
1 -	1:48.207	19.180	65.84	11:15:51.770
2 -	1:32.087	3.060	77.36	11:17:23.857
3 -	1:31.223	2.196	78.10	11:18:55.080
4 -	1:29.027 (1)		80.02	11:20:24.107
5 -	1:34.719	5.692	75.21	11:21:58.826
6 -	1:34.436	5.409	75.44	11:23:33.262
7 -	1:32.845	3.818	76.73	11:25:06.107
8 -	1:29.976 (2)	0.949	79.18	11:26:36.083
9 -	1:31.119	2.092	78.19	11:28:07.202
10 -	1:32.631	3.604	76.91	11:29:39.833
11 -	1:32.400	3.373	77.10	11:31:12.233
12 -	1:30.372	1.345	78.83	11:32:42.605
13 -	1:30.697	1.670	78.55	11:34:13.302
14 -	1:30.167 (3)	1.140	79.01	11:35:43.469

P24 722 Alan HAWKINS (M)

LAP	LAP TIME	DIFF	MPH	TIME OF DAY
1 -	1:40.387	11.146	70.97	11:15:43.950
2 -	1:31.476	2.235	77.88	11:17:15.426
3 -	1:31.292	2.051	78.04	11:18:46.718
4 -	1:31.348	2.107	77.99	11:20:18.066
5 -	1:30.739	1.498	78.51	11:21:48.805
6 -	1:38.863	9.622	72.06	11:23:27.668
7 -	1:29.579 (2)	0.338	79.53	11:24:57.247
8 -	1:34.732	5.491	75.20	11:26:31.979
9 -	1:39.311	10.070	71.74	11:28:11.290
10 -	1:33.236	3.995	76.41	11:29:44.526
11 -	1:31.615	2.374	77.76	11:31:16.141
12 -	1:30.864	1.623	78.40	11:32:47.005
13 -	1:29.847 (3)	0.606	79.29	11:34:16.852
14 -	1:29.241 (1)		79.83	11:35:46.093

P25 169 George GRANT (M)

LAP	LAP TIME	DIFF	MPH	TIME OF DAY
1 -	1:45.577	16.392	67.48	11:15:49.140
2 -	1:32.043	2.858	77.40	11:17:21.183
3 -	1:29.825 (2)	0.640	79.31	11:18:51.008
4 -	1:31.420	2.235	77.93	11:20:22.428
5 -	1:31.708	2.523	77.68	11:21:54.136
6 -	1:32.321	3.136	77.17	11:23:26.457
7 -	1:32.422	3.237	77.08	11:24:58.879
8 -	1:33.761	4.576	75.98	11:26:32.640
9 -	1:30.545	1.360	78.68	11:28:03.185
10 -	1:31.130	1.945	78.18	11:29:34.315
11 -	1:31.449	2.264	77.90	11:31:05.764
12 -	1:29.185 (1)		79.88	11:32:34.949
13 -	1:33.875	4.690	75.89	11:34:08.824
14 -	1:30.534 (3)	1.349	78.69	11:35:39.358

P26 90 Bruce ROBINSON (M)

LAP	LAP TIME	DIFF	MPH	TIME OF DAY
1 -	1:42.586	12.641	69.45	11:15:46.149

DIFF = Difference To Personal Best Lap

2 -	1:31.235	1.290	78.09	11:17:17.384
3 -	1:31.538	1.593	77.83	11:18:48.922
4 -	1:32.307	2.362	77.18	11:20:21.229
5 -	1:31.272	1.327	78.05	11:21:52.501
6 -	1:31.562	1.617	77.81	11:23:24.063
7 -	1:32.765	2.820	76.80	11:24:56.828
8 -	1:47.141	17.196	66.49	11:26:43.969
9 -	1:29.945 (1)		79.21	11:28:13.914
10 -	1:30.925	0.980	78.35	11:29:44.839
11 -	1:31.952	2.007	77.48	11:31:16.791
12 -	1:33.173	3.228	76.46	11:32:49.964
13 -	1:30.657 (3)	0.712	78.58	11:34:20.621
14 -	1:30.461 (2)	0.516	78.75	11:35:51.082

P27 9 James LOVE

LAP	LAP TIME	DIFF	MPH	TIME OF DAY
1 -	1:47.584	16.068	66.22	11:15:51.147
2 -	1:33.281	1.765	76.37	11:17:24.428
3 -	1:32.147	0.631	77.31	11:18:56.575
4 -	1:33.341	1.825	76.32	11:20:29.916
5 -	1:32.944	1.428	76.65	11:22:02.860
6 -	1:31.965	0.449	77.47	11:23:34.825
7 -	1:31.886	0.370	77.53	11:25:06.711
8 -	1:31.817 (3)	0.301	77.59	11:26:38.528
9 -	1:31.842	0.326	77.57	11:28:10.370
10 -	1:31.917	0.401	77.51	11:29:42.287
11 -	1:31.787 (2)	0.271	77.62	11:31:14.074
12 -	1:33.684	2.168	76.04	11:32:47.758
13 -	1:31.516 (1)		77.85	11:34:19.274
14 -	1:32.407	0.891	77.10	11:35:51.681

P28 58 Dale WHITEMAN (M)

LAP	LAP TIME	DIFF	MPH	TIME OF DAY
1 -	1:48.205	16.728	65.84	11:15:51.768
2 -	1:34.273	2.796	75.57	11:17:26.041
3 -	1:32.155	0.678	77.31	11:18:58.196
4 -	1:32.465	0.988	77.05	11:20:30.661
5 -	1:32.792	1.315	76.78	11:22:03.453
6 -	1:32.049	0.572	77.40	11:23:35.502
7 -	1:31.911	0.434	77.51	11:25:07.413
8 -	1:31.785 (2)	0.308	77.62	11:26:39.198
9 -	1:32.553	1.076	76.97	11:28:11.751
10 -	1:32.557	1.080	76.97	11:29:44.308
11 -	1:32.610	1.133	76.93	11:31:16.918
12 -	1:31.805 (3)	0.328	77.60	11:32:48.723
13 -	1:32.653	1.176	76.89	11:34:21.376
14 -	1:31.477 (1)		77.88	11:35:52.853

P29 45 Graham RUMSEY (M)

LAP	LAP TIME	DIFF	MPH	TIME OF DAY
1 -	1:41.000	10.728	70.54	11:15:44.563
2 -	1:31.135	0.863	78.17	11:17:15.698
3 -	1:32.160	1.888	77.30	11:18:47.858
4 -	1:32.817	2.545	76.76	11:20:20.675
5 -	1:32.353	2.081	77.14	11:21:53.028
6 -	1:31.698	1.426	77.69	11:23:24.726
7 -	1:32.723	2.451	76.83	11:24:57.449
8 -	1:33.750	3.478	75.99	11:26:31.199
9 -	1:45.115	14.843	67.77	11:28:16.314
10 -	1:41.227	10.955	70.38	11:29:57.541
11 -	1:30.810 (3)	0.538	78.45	11:31:28.351
12 -	1:30.969	0.697	78.31	11:32:59.320

Weather / Track : Cloudy / Dry

Donington Park National
Circuit Length = 1.9790 miles
Start: 11:14 Flag 11:34 End: 11:38

BRSCC Mazda MX-5 Championship - 2B

RACE 6 - LAP ANALYSIS

DIFF = Difference To Personal Best Lap

13 - 1:30.773 (2) 0.501 78.48 11:34:30.093
14 - 1:30.272 (1) 78.92 11:36:00.365


P30 20 Christopher GINN(M)				
LAP	LAP TIME	DIFF	MPH	TIME OF DAY
1 -	1:45.608	16.167	67.46	11:15:49.171
2 -	1:31.334	1.893	78.00	11:17:20.505
3 -	1:29.537 (2)	0.096	79.57	11:18:50.042
4 -	1:31.357	1.916	77.98	11:20:21.399
5 -	1:34.638	5.197	75.28	11:21:56.037
6 -	1:31.668	2.227	77.72	11:23:27.705
7 -	1:31.415	1.974	77.93	11:24:59.120
8 -	1:33.759	4.318	75.98	11:26:32.879
9 -	1:30.709	1.268	78.54	11:28:03.588
10 -	1:30.105 (3)	0.664	79.07	11:29:33.693
11 -	1:31.196	1.755	78.12	11:31:04.889
12 -	1:29.441 (1)		79.65	11:32:34.330
13 -	1:58.159	28.718	60.29	11:34:32.489
14 -	1:32.228	2.787	77.25	11:36:04.717

P31 46 David RICKARDS (M)				
LAP	LAP TIME	DIFF	MPH	TIME OF DAY
1 -	1:54.857	16.563	62.03	11:15:58.420
2 -	1:41.773	3.479	70.00	11:17:40.193
3 -	1:42.489	4.195	69.51	11:19:22.682
4 -	1:42.340	4.046	69.61	11:21:05.022
5 -	1:40.735	2.441	70.72	11:22:45.757
6 -	1:41.438	3.144	70.23	11:24:27.195
7 -	1:40.305	2.011	71.02	11:26:07.500
8 -	1:41.659	3.365	70.08	11:27:49.159
9 -	1:39.816 (3)	1.522	71.37	11:29:28.975
10 -	1:45.967	7.673	67.23	11:31:14.942
11 -	1:39.146 (2)	0.852	71.86	11:32:54.088
12 -	1:40.873	2.579	70.62	11:34:34.961
13 -	1:38.294 (1)		72.48	11:36:13.255

P32 21 Orlando LINDSAY				
LAP	LAP TIME	DIFF	MPH	TIME OF DAY
1 -	1:41.887	13.403	69.92	11:15:45.450
2 -	1:30.466	1.982	78.75	11:17:15.916
3 -	1:32.266	3.782	77.21	11:18:48.182
4 -	1:30.777	2.293	78.48	11:20:18.959
5 -	1:28.949	0.465	80.09	11:21:47.908
6 -	1:30.164	1.680	79.01	11:23:18.072
7 -	1:28.759 (2)	0.275	80.26	11:24:46.831
8 -	1:28.856 (3)	0.372	80.18	11:26:15.687
9 -	1:28.484 (1)		80.51	11:27:44.171
10 -	1:44.742	16.258	68.02	11:29:28.913

BRSCC Mazda MX-5 Championship - 2A

RACE 7 - GRID (20 minutes)

ROW 16	31	544	Jack MOODY				
ROW 15	29	96	Charles MUGGLESTONE	30	56	Thomas JENKINS	
ROW 14		27	79	Rafal DRZASZCZ	28	24	Oliver GRAHAM
ROW 13	25	60	Nick LE DOYEN (M)	26	26	Charlie RAWLES	
ROW 12		23	25	Ivan LEARY (M)	24	7	Adrian BURGE (M)
ROW 11	21	74	Clive CHISNALL (M)	22	65	William HAYDEN	
ROW 10		19	23	Martin TOLLEY (M)	20	13	Scott LEACH (M)
ROW 9	17	93	Jack BREWER	18	29	Adam CRAIG	
ROW 8		15	54	Marcus BAILEY (M)	16	94	Charlie BURGE
ROW 7	13	18	Clive POWLES (M)	14	55	Matt POLLARD	
ROW 6		11	77	Stephen FODEN	12	81	Sebastian FISHER
ROW 5	9	42	Paul BATEMAN (M)	10	140	Ben HANCY	
ROW 4		7	83	Brian TROTT (M)	8	8	Michael FISK
ROW 3	5	5	John LANGRIDGE	6	1	Will BLACKWELL-CHAMBERS	
ROW 2		3	36	Samuel SMITH	4	63	Oliver ALLWOOD
ROW 1	1	33	Jason GREATREX	2	67	Ben SHORT	
Pole							
							

Donington Park National
Circuit Length = 1.9790 miles

These results are provisional until the conclusion of any judicial and technical matters.

Clerk Of Course :		Timekeeper :

BRSCC Mazda MX-5 Championship - 2A

RACE 7 - CLASSIFICATION - AMENDED

POS	NO	NAME	ENTRY	LAPS	TIME	GAP	DIFF	MPH	BEST	ON
1	5	John LANGRIDGE	Mazda MX-5 Mk1	14	20:10.731			82.27	1:25.203	2
2	63	Oliver ALLWOOD	Mazda MX-5 Mk1	14	20:11.924	1.193	1.193	82.19	1:25.302	7
3	36	Samuel SMITH	Mazda MX-5 Mk1	14	20:12.102	1.371	0.178	82.17	1:25.185	13
4	67	Ben SHORT	Mazda MX-5 Mk1	14	20:12.144	1.413	0.042	82.17	1:24.662	11
5	83	Brian TROTT (M)	Mazda MX-5 Mk1	14	20:12.496	1.765	0.352	82.15	1:25.121	7
6	1	Will BLACKWELL-CHAMBERS	Mazda MX-5 Mk1	14	20:13.859	3.128	1.363	82.05	1:25.425	7
7	33	Jason GREATREX	Mazda MX-5 Mk1	14	20:14.096	3.365	0.237	82.04	1:25.133	7
8	77	Stephen FODEN	Mazda MX-5 Mk1	14	20:20.781	10.050	6.685	81.59	1:25.775	2
9	23	Martin TOLLEY (M)	Mazda MX-5 Mk1	14	20:30.563	19.832	9.782	80.94	1:26.135	2
10	140	Ben HANCY	Mazda MX-5 Mk1	14	20:32.145	21.414	1.582	80.84	1:26.250	7
11	93	Jack BREWER	Mazda MX-5 Mk1	14	20:32.261	21.530	0.116	80.83	1:26.186	13
12	29	Adam CRAIG	Mazda MX-5 Mk1	14	20:32.377	21.646	0.116	80.82	1:26.068	13
13	54	Marcus BAILEY (M)	Mazda MX-5 Mk1	14	20:34.241	23.510	1.864	80.70	1:26.521	9
14	7	Adrian BURGE (M)	Mazda MX-5 Mk1	14	20:34.350	23.619	0.109	80.69	1:26.583	13
15	74	Clive CHISNALL (M)	Mazda MX-5 Mk1	14	20:36.794	26.063	2.444	80.53	1:26.614	7
16	13	Scott LEACH (M)	Mazda MX-5 Mk1	14	20:39.814	29.083	3.020	80.34	1:26.486	9
17	55	Matt POLLARD	Mazda MX-5 Mk1	14	20:41.405	30.674	1.591	80.23	1:25.980	3
18	81	Sebastian FISHER	Mazda MX-5 Mk1	14	20:41.535	30.804	0.130	80.23	1:26.553	8
19	94	Charlie BURGE	Mazda MX-5 Mk1	14	20:42.279	31.548	0.744	80.18	1:26.236	7
20	544	Jack MOODY	Mazda MX-5 Mk1	14	20:42.488	31.757	0.209	80.16	1:26.708	9
21	60	Nick LE DOYEN (M)	Mazda MX-5 Mk1	14	20:45.032	34.301	2.544	80.00	1:27.409	14
22	26	Charlie RAWLES	Mazda MX-5 Mk1	14	20:49.622	38.891	4.590	79.71	1:27.451	12
23	24	Oliver GRAHAM	Mazda MX-5 Mk1	14	20:50.525	39.794	0.903	79.65	1:27.253	12
24	79	Rafal DRZASZCZ	Mazda MX-5 Mk1	14	20:50.706	39.975	0.181	79.64	1:27.145	14
25	56	Thomas JENKINS	Mazda MX-5 Mk1	14	20:52.165	41.434	1.459	79.54	1:27.202	12
26	96	Charles MUGGLESTONE	Mazda MX-5 Mk1	14	21:06.362	55.631	14.197	78.65	1:28.227	3
27	65	William HAYDEN	Mazda MX-5 Mk1	11	20:49.983	3 Laps	3 Laps	62.58	1:26.765	8

NOT CLASSIFIED

DNF	8	Michael FISK	Mazda MX-5 Mk1	13	19:03.957	1 Lap	0.000	80.84	1:26.154	2
NC	42	Paul BATEMAN (M)	Mazda MX-5 Mk1	10	21:20.470	4 Laps	3 Laps	55.53	1:26.130	6
DNF	25	Ivan LEARY (M)	Mazda MX-5 Mk1	2	3:13.299	12 Laps	8 Laps	73.01	1:31.869	2
DQ	18*	Clive POWLES (M)	Mazda MX-5 Mk1	0						

FASTEST LAP

67	Ben SHORT	Mazda MX-5 Mk1	11	1:24.662	84.15 mph	135.43 kph
----	-----------	----------------	----	----------	-----------	------------

Car 18 – Disqualified from race result MSA C1.1.5 Driving in a manner incompatible with general safety

Weather / Track : Bright / Dry

These results are provisional until the conclusion of any judicial and technical matters.

Donington Park National
Circuit Length = 1.9790 miles
Start: 11:44 Flag 12:04 End: 12:06

Clerk Of Course :	Timekeeper :
-------------------	--------------

BRSCC Mazda MX-5 Championship - 2A

RACE 7 - LAP CHART

LAP 1 @ 11:45:50.494			LAP 2 @ 11:47:16.169			LAP 3 @ 11:48:41.947			LAP 4 @ 11:50:08.250			LAP 5 @ 11:51:35.063		
NO	BEHIND	LAP TIME	NO	BEHIND	LAP TIME	NO	BEHIND	LAP TIME	NO	BEHIND	LAP TIME	NO	BEHIND	LAP TIME
67		1:31.523	67		1:25.675	36		1:25.513	33		1:25.956	36		1:26.725
36	0.513	1:32.036	36	0.265	1:25.427	33	0.347	1:25.524	36	0.088	1:26.391	63	0.632	1:27.040
33	0.916	1:32.439	33	0.601	1:25.360	63	0.796	1:25.629	63	0.405	1:25.912	67	0.719	1:26.824
63	1.123	1:32.646	63	0.945	1:25.497	67	0.911	1:26.689	5	0.516	1:25.662	5	1.151	1:27.448
1	1.285	1:32.808	5	1.051	1:25.203	5	1.157	1:25.884	67	0.708	1:26.100	1	1.305	1:27.212
5	1.523	1:33.046	1	1.322	1:25.712	1	1.389	1:25.845	1	0.906	1:25.820	33	2.147	1:28.960
83	1.968	1:33.491	83	1.581	1:25.288	83	1.648	1:25.845	83	1.205	1:25.860	83	2.474	1:28.082
140	2.872	1:34.395	140	3.499	1:26.302	140	6.135	1:28.414	140	6.342	1:26.510	77	8.203	1:28.457
8	3.383	1:34.906	8	3.862	1:26.154	77	6.273	1:28.022	77	6.559	1:26.589	18	8.728	1:26.682
77	3.929	1:35.452	77	4.029	1:25.775	8	7.101	1:29.017	23	7.462	1:26.493	140	9.129	1:29.600
18	4.423	1:35.946	18	4.895	1:26.147	23	7.272	1:27.255	8	7.768	1:26.970	23	9.620	1:28.971
42	4.815	1:36.338	42	5.768	1:26.628	42	7.698	1:27.708	18	8.859	1:27.318	8	9.794	1:28.839
94	5.281	1:36.804	23	5.795	1:26.135	18	7.844	1:28.727	94	9.078	1:27.413	94	9.979	1:27.714
23	5.335	1:36.858	94	6.141	1:26.535	94	7.968	1:27.605	29	9.564	1:27.505	29	10.310	1:27.559
29	5.457	1:36.980	29	6.484	1:26.702	29	8.362	1:27.656	93	9.979	1:27.520	93	10.666	1:27.500
54	5.903	1:37.426	54	7.254	1:27.026	54	8.637	1:27.161	55	10.446	1:27.742	54	10.926	1:27.182
55	6.263	1:37.786	93	8.137	1:27.424	93	8.762	1:26.403	54	10.557	1:28.223	55	11.666	1:28.033
81	6.264	1:37.787	55	8.805	1:28.217	55	9.007	1:25.980	7	15.259	1:29.643	7	16.677	1:28.231
93	6.388	1:37.911	65	9.416	1:28.451	13	11.537	1:27.775	74	15.561	1:29.090	74	16.887	1:28.139
65	6.640	1:38.163	13	9.540	1:28.539	7	11.919	1:27.093	544	15.662	1:28.780	544	17.034	1:28.185
13	6.676	1:38.199	81	9.985	1:29.396	74	12.774	1:28.326	60	16.076	1:28.742	13	17.945	1:28.434
74	7.093	1:38.616	74	10.226	1:28.808	544	13.185	1:28.158	26	16.276	1:28.483	60	18.778	1:29.515
7	7.285	1:38.808	7	10.604	1:28.994	60	13.637	1:28.185	13	16.324	1:31.090	26	19.253	1:29.790
60	7.402	1:38.925	544	10.805	1:28.784	26	14.096	1:27.789	79	16.381	1:28.422	79	19.509	1:29.941
544	7.696	1:39.219	60	11.230	1:29.503	79	14.262	1:27.740	56	16.782	1:28.003	56	19.905	1:29.936
79	8.042	1:39.565	26	12.085	1:28.845	56	15.082	1:28.192	24	17.276	1:28.295	24	20.406	1:29.943
26	8.915	1:40.438	79	12.300	1:29.933	24	15.284	1:28.187	96	18.080	1:28.473	96	20.833	1:29.566
24	9.087	1:40.610	56	12.668	1:28.886	96	15.910	1:28.227	81	22.195	1:28.935	81	22.208	1:26.826
56	9.457	1:40.980	24	12.875	1:29.463	81	19.563	1:35.356						
96	9.740	1:41.263	96	13.461	1:29.396									
25	9.907	1:41.430	25	16.101	1:31.869									

Weather / Track : Bright / Dry

Donington Park National
 Circuit Length = 1.9790 miles
 Start: 11:44 Flag 12:04 End: 12:06

BRSCC Mazda MX-5 Championship - 2A

RACE 7 - LAP CHART

LAP 6 @ 11:53:00.742			LAP 7 @ 11:54:26.187			LAP 8 @ 11:55:52.743			LAP 9 @ 11:57:19.082			LAP 10 @ 11:58:44.588		
NO	BEHIND	LAP TIME	NO	BEHIND	LAP TIME	NO	BEHIND	LAP TIME	NO	BEHIND	LAP TIME	NO	BEHIND	LAP TIME
36		1:25.679	36		1:25.445	63		1:26.003	63		1:26.339	63		1:25.506
67	0.229	1:25.189	67	0.127	1:25.343	5	0.122	1:25.893	5	0.183	1:26.400	5	0.114	1:25.437
63	0.696	1:25.743	63	0.553	1:25.302	36	0.205	1:26.761	1	1.026	1:27.097	33	1.815	1:25.879
5	0.809	1:25.337	5	0.785	1:25.421	1	0.268	1:25.783	36	1.127	1:27.261	83	2.030	1:26.208
1	1.061	1:25.435	1	1.041	1:25.425	33	0.521	1:25.479	83	1.328	1:26.824	1	2.207	1:26.687
33	1.910	1:25.442	33	1.598	1:25.133	83	0.843	1:25.605	33	1.442	1:27.260	36	2.328	1:26.707
83	2.118	1:25.323	83	1.794	1:25.121	67	4.378	1:30.807	67	4.092	1:26.053	67	3.898	1:25.312
77	8.906	1:26.382	77	9.975	1:26.514	77	9.673	1:26.254	77	9.687	1:26.353	77	10.520	1:26.339
18	9.412	1:26.363	18	10.269	1:26.302	18	10.103	1:26.390	18	9.976	1:26.212	18	11.465	1:26.995
23	11.084	1:27.143	23	12.186	1:26.547	140	12.648	1:26.621	23	13.495	1:27.083	140	16.191	1:27.770
8	11.233	1:27.118	8	12.438	1:26.650	23	12.751	1:27.121	94	13.538	1:26.833	23	16.297	1:28.308
140	11.778	1:28.328	140	12.583	1:26.250	94	13.044	1:26.774	29	13.665	1:26.835	29	16.361	1:28.202
94	12.035	1:27.735	94	12.826	1:26.236	29	13.169	1:26.748	140	13.927	1:27.618	93	16.624	1:27.824
29	12.334	1:27.703	29	12.977	1:26.088	93	14.305	1:27.098	93	14.306	1:26.340	8	17.161	1:27.747
93	12.439	1:27.452	93	13.763	1:26.769	8	14.794	1:28.912	8	14.920	1:26.465	54	17.400	1:27.683
54	12.602	1:27.355	54	14.219	1:27.062	54	15.041	1:27.378	54	15.223	1:26.521	55	17.668	1:27.668
55	13.182	1:27.195	55	14.451	1:26.714	55	15.429	1:27.534	55	15.506	1:26.416	94	19.118	1:31.086
7	17.857	1:26.859	7	19.206	1:26.794	7	19.301	1:26.651	7	19.798	1:26.836	7	21.222	1:26.930
74	18.605	1:27.397	74	19.774	1:26.614	74	20.163	1:26.945	74	20.702	1:26.878	74	22.539	1:27.343
544	18.744	1:27.389	544	20.187	1:26.888	13	20.914	1:26.890	13	21.061	1:26.486	544	23.288	1:27.168
13	18.945	1:26.679	13	20.580	1:27.080	544	21.257	1:27.626	544	21.626	1:26.708	13	23.416	1:27.861
60	20.754	1:27.655	60	23.084	1:27.775	60	24.498	1:27.970	81	27.158	1:27.945	81	28.243	1:26.591
26	21.565	1:27.991	26	23.622	1:27.502	26	24.782	1:27.716	60	27.303	1:29.144	60	29.492	1:27.695
56	21.955	1:27.729	56	24.501	1:27.991	81	25.552	1:26.553	26	27.601	1:29.158	26	30.035	1:27.940
79	22.361	1:28.531	81	25.555	1:27.822	56	25.878	1:27.933	56	28.674	1:29.135	56	31.158	1:27.990
24	22.627	1:27.900	24	25.771	1:28.589	24	26.562	1:27.347	24	29.358	1:29.135	24	31.677	1:27.825
81	23.178	1:26.649	96	27.154	1:28.351	79	31.680	1:28.626	65	3 Laps	1:27.512	65	3 Laps	1:27.319
96	24.248	1:29.094	79	29.610	1:32.694	65	3 Laps	1:26.919	79	33.617	1:28.276	79	35.405	1:27.294
65	3 Laps	6:03.103	65	3 Laps	1:29.312	96	34.077	1:33.479	96	38.807	1:31.069	96	42.832	1:29.531
						42	4 Laps	8:08.310	42	4 Laps	1:27.610	42	4 Laps	1:26.130

Weather / Track : Bright / Dry

Donington Park National
 Circuit Length = 1.9790 miles
 Start: 11:44 Flag 12:04 End: 12:06

BRSCC Mazda MX-5 Championship - 2A

RACE 7 - LAP CHART

LAP 11 @ 12:00:10.303			LAP 12 @ 12:01:36.505			LAP 13 @ 12:03:03.182			LAP 14 @ 12:04:29.702		
NO	BEHIND	LAP TIME	NO	BEHIND	LAP TIME	NO	BEHIND	LAP TIME	NO	BEHIND	LAP TIME
63		1:25.715	63		1:26.202	5		1:26.291	5		1:26.520
5	0.107	1:25.708	5	0.386	1:26.481	63	0.238	1:26.915	63	1.193	1:27.475
83	2.492	1:26.177	67	1.856	1:25.213	67	0.583	1:25.404	36	1.371	1:26.716
67	2.845	1:24.662	36	2.667	1:25.661	36	1.175	1:25.185	67	1.413	1:27.350
36	3.208	1:26.595	83	2.783	1:26.493	83	2.277	1:26.171	83	1.765	1:26.008
33	3.391	1:27.291	1	3.813	1:26.504	1	3.227	1:26.091	1	3.128	1:26.421
1	3.511	1:27.019	33	4.096	1:26.907	33	3.648	1:26.229	33	3.365	1:26.237
77	11.046	1:26.241	77	11.033	1:26.189	77	10.544	1:26.188	77	10.050	1:26.026
18	12.163	1:26.413	18	12.387	1:26.426	18	12.145	1:26.435	18	12.117	1:26.492
23	18.869	1:28.287	23	19.687	1:27.020	23	19.187	1:26.177	23	19.832	1:27.165
140	19.068	1:28.592	140	19.883	1:27.017	140	19.496	1:26.290	140	21.414	1:28.438
8	19.597	1:28.151	8	20.189	1:26.794	8	19.746	1:26.234	93	21.530	1:27.949
93	20.022	1:29.113	93	20.592	1:26.772	93	20.101	1:26.186	29	21.646	1:27.028
54	21.269	1:29.584	29	21.747	1:26.490	29	21.138	1:26.068	54	23.510	1:27.608
29	21.459	1:30.813	54	22.239	1:27.172	54	22.422	1:26.860	7	23.619	1:27.436
94	21.725	1:28.322	94	22.523	1:27.000	7	22.703	1:26.583	74	26.063	1:27.208
7	22.352	1:26.845	7	22.797	1:26.647	74	25.375	1:27.149	13	29.083	1:27.688
74	24.130	1:27.306	74	24.903	1:26.975	13	27.915	1:28.599	55	30.674	1:27.130
13	25.430	1:27.729	13	25.993	1:26.765	544	29.844	1:30.381	81	30.804	1:26.748
544	25.608	1:28.035	544	26.140	1:26.734	55	30.064	1:27.162	94	31.548	1:26.975
55	27.842	1:35.889	55	29.579	1:27.939	81	30.576	1:27.532	544	31.757	1:28.433
81	29.266	1:26.738	81	29.721	1:26.657	94	31.093	1:35.247	60	34.301	1:27.409
60	31.215	1:27.438	60	32.563	1:27.550	60	33.412	1:27.526	26	38.891	1:29.233
26	32.239	1:27.919	26	33.488	1:27.451	26	36.178	1:29.367	65	3	1:27.787
56	33.699	1:28.256	56	34.699	1:27.202	56	36.505	1:28.483	24	39.794	1:28.106
24	34.001	1:28.039	24	35.052	1:27.253	65	3	1:27.641	79	39.975	1:27.145
65	3	1:26.765	65	3	1:27.011	24	38.208	1:29.833	56	41.434	1:31.449
79	36.887	1:27.197	79	38.269	1:27.584	79	39.350	1:27.758	96	55.631	1:29.440
96	46.127	1:29.010	96	49.519	1:29.594	96	52.711	1:29.869	42	4	1:26.719
42	4	1:26.771	42	4	1:26.380	42	4	1:27.876			

Weather / Track : Bright / Dry

BRSCC Mazda MX-5 Championship - 2A

RACE 7 - LAP ANALYSIS

DIFF = Difference To Personal Best Lap

P1 5 John LANGRIDGE				
LAP	LAP TIME	DIFF	MPH	TIME OF DAY
1 -	1:33.046	7.843	76.57	11:45:52.017
2 -	1:25.203 (1)		83.61	11:47:17.220
3 -	1:25.884	0.681	82.95	11:48:43.104
4 -	1:25.662	0.459	83.17	11:50:08.766
5 -	1:27.448	2.245	81.47	11:51:36.214
6 -	1:25.337 (2)	0.134	83.48	11:53:01.551
7 -	1:25.421 (3)	0.218	83.40	11:54:26.972
8 -	1:25.893	0.690	82.94	11:55:52.865
9 -	1:26.400	1.197	82.46	11:57:19.265
10 -	1:25.437	0.234	83.39	11:58:44.702
11 -	1:25.708	0.505	83.12	12:00:10.410
12 -	1:26.481	1.278	82.38	12:01:36.891
13 -	1:26.291	1.088	82.56	12:03:03.182
14 -	1:26.520	1.317	82.34	12:04:29.702

P2 63 Oliver ALLWOOD				
LAP	LAP TIME	DIFF	MPH	TIME OF DAY
1 -	1:32.646	7.344	76.90	11:45:51.617
2 -	1:25.497 (2)	0.195	83.33	11:47:17.114
3 -	1:25.629	0.327	83.20	11:48:42.743
4 -	1:25.912	0.610	82.92	11:50:08.655
5 -	1:27.040	1.738	81.85	11:51:35.695
6 -	1:25.743	0.441	83.09	11:53:01.438
7 -	1:25.302 (1)		83.52	11:54:26.740
8 -	1:26.003	0.701	82.84	11:55:52.743
9 -	1:26.339	1.037	82.51	11:57:19.082
10 -	1:25.506 (3)	0.204	83.32	11:58:44.588
11 -	1:25.715	0.413	83.12	12:00:10.303
12 -	1:26.202	0.900	82.65	12:01:36.505
13 -	1:26.915	1.613	81.97	12:03:03.420
14 -	1:27.475	2.173	81.44	12:04:30.895

P3 36 Samuel SMITH				
LAP	LAP TIME	DIFF	MPH	TIME OF DAY
1 -	1:32.036	6.851	77.41	11:45:51.007
2 -	1:25.427 (2)	0.242	83.40	11:47:16.434
3 -	1:25.513	0.328	83.31	11:48:41.947
4 -	1:26.391	1.206	82.46	11:50:08.338
5 -	1:26.725	1.540	82.15	11:51:35.063
6 -	1:25.679	0.494	83.15	11:53:00.742
7 -	1:25.445 (3)	0.260	83.38	11:54:26.187
8 -	1:26.761	1.576	82.11	11:55:52.948
9 -	1:27.261	2.076	81.64	11:57:20.209
10 -	1:26.707	1.522	82.16	11:58:46.916
11 -	1:26.595	1.410	82.27	12:00:13.511
12 -	1:25.661	0.476	83.17	12:01:39.172
13 -	1:25.185 (1)		83.63	12:03:04.357
14 -	1:26.716	1.531	82.16	12:04:31.073

P4 67 Ben SHORT				
LAP	LAP TIME	DIFF	MPH	TIME OF DAY
1 -	1:31.523	6.861	77.84	11:45:50.494
2 -	1:25.675	1.013	83.15	11:47:16.169
3 -	1:26.689	2.027	82.18	11:48:42.858
4 -	1:26.100	1.438	82.74	11:50:08.958
5 -	1:26.824	2.162	82.05	11:51:35.782
6 -	1:25.189 (2)	0.527	83.63	11:53:00.971
7 -	1:25.343	0.681	83.48	11:54:26.314
8 -	1:30.807	6.145	78.45	11:55:57.121

DIFF = Difference To Personal Best Lap

9 -	1:26.053	1.391	82.79	11:57:23.174
10 -	1:25.312	0.650	83.51	11:58:48.486
11 -	1:24.662 (1)		84.15	12:00:13.148
12 -	1:25.213 (3)	0.551	83.60	12:01:38.361
13 -	1:25.404	0.742	83.42	12:03:03.765
14 -	1:27.350	2.688	81.56	12:04:31.115

P5 83 Brian TROTT (M)				
LAP	LAP TIME	DIFF	MPH	TIME OF DAY
1 -	1:33.491	8.370	76.20	11:45:52.462
2 -	1:25.288 (2)	0.167	83.53	11:47:17.750
3 -	1:25.845	0.724	82.99	11:48:43.595
4 -	1:25.860	0.739	82.97	11:50:09.455
5 -	1:28.082	2.961	80.88	11:51:37.537
6 -	1:25.323 (3)	0.202	83.50	11:53:02.860
7 -	1:25.121 (1)		83.70	11:54:27.981
8 -	1:25.605	0.484	83.22	11:55:53.586
9 -	1:26.824	1.703	82.05	11:57:20.410
10 -	1:26.208	1.087	82.64	11:58:46.618
11 -	1:26.177	1.056	82.67	12:00:12.795
12 -	1:26.493	1.372	82.37	12:01:39.288
13 -	1:26.171	1.050	82.68	12:03:05.459
14 -	1:26.008	0.887	82.83	12:04:31.467

P6 1 Will BLACKWELL-CHAMBERS				
LAP	LAP TIME	DIFF	MPH	TIME OF DAY
1 -	1:32.808	7.383	76.76	11:45:51.779
2 -	1:25.712 (3)	0.287	83.12	11:47:17.491
3 -	1:25.845	0.420	82.99	11:48:43.336
4 -	1:25.820	0.395	83.01	11:50:09.156
5 -	1:27.212	1.787	81.69	11:51:36.368
6 -	1:25.435 (2)	0.010	83.39	11:53:01.803
7 -	1:25.425 (1)		83.40	11:54:27.228
8 -	1:25.783	0.358	83.05	11:55:53.011
9 -	1:27.097	1.672	81.80	11:57:20.108
10 -	1:26.687	1.262	82.18	11:58:46.795
11 -	1:27.019	1.594	81.87	12:00:13.814
12 -	1:26.504	1.079	82.36	12:01:40.318
13 -	1:26.091	0.666	82.75	12:03:06.409
14 -	1:26.421	0.996	82.44	12:04:32.830

P7 33 Jason GREATREX				
LAP	LAP TIME	DIFF	MPH	TIME OF DAY
1 -	1:32.439	7.306	77.07	11:45:51.410
2 -	1:25.360 (2)	0.227	83.46	11:47:16.770
3 -	1:25.524	0.391	83.30	11:48:42.294
4 -	1:25.956	0.823	82.88	11:50:08.250
5 -	1:28.960	3.827	80.08	11:51:37.210
6 -	1:25.442 (3)	0.309	83.38	11:53:02.652
7 -	1:25.133 (1)		83.68	11:54:27.785
8 -	1:25.479	0.346	83.34	11:55:53.264
9 -	1:27.260	2.127	81.64	11:57:20.524
10 -	1:25.879	0.746	82.96	11:58:46.403
11 -	1:27.291	2.158	81.61	12:00:13.694
12 -	1:26.907	1.774	81.98	12:01:40.601
13 -	1:26.229	1.096	82.62	12:03:06.830
14 -	1:26.237	1.104	82.61	12:04:33.067

P8 77 Stephen FODEN				
LAP	LAP TIME	DIFF	MPH	TIME OF DAY
1 -	1:35.452	9.677	74.64	11:45:54.423

Weather / Track : Bright / Dry

Donington Park National
 Circuit Length = 1.9790 miles
 Start: 11:44 Flag 12:04 End: 12:06

BRSCC Mazda MX-5 Championship - 2A

RACE 7 - LAP ANALYSIS

DIFF = Difference To Personal Best Lap

2 -	1:25.775 (1)		83.06	11:47:20.198
3 -	1:28.022	2.247	80.94	11:48:48.220
4 -	1:26.589	0.814	82.28	11:50:14.809
5 -	1:28.457	2.682	80.54	11:51:43.266
6 -	1:26.382	0.607	82.47	11:53:09.648
7 -	1:26.514	0.739	82.35	11:54:36.162
8 -	1:26.254	0.479	82.60	11:56:02.416
9 -	1:26.353	0.578	82.50	11:57:28.769
10 -	1:26.339	0.564	82.51	11:58:55.108
11 -	1:26.241	0.466	82.61	12:00:21.349
12 -	1:26.189	0.414	82.66	12:01:47.538
13 -	1:26.188 (3)	0.413	82.66	12:03:13.726
14 -	1:26.026 (2)	0.251	82.81	12:04:39.752

P9 18 Clive POWLES (M)

LAP	LAP TIME	DIFF	MPH	TIME OF DAY
1 -	1:35.946	9.799	74.25	11:45:54.917
2 -	1:26.147 (1)		82.70	11:47:21.064
3 -	1:28.727	2.580	80.29	11:48:49.791
4 -	1:27.318	1.171	81.59	11:50:17.109
5 -	1:26.682	0.535	82.19	11:51:43.791
6 -	1:26.363	0.216	82.49	11:53:10.154
7 -	1:26.302 (3)	0.155	82.55	11:54:36.456
8 -	1:26.390	0.243	82.47	11:56:02.846
9 -	1:26.212 (2)	0.065	82.64	11:57:29.058
10 -	1:26.995	0.848	81.89	11:58:56.053
11 -	1:26.413	0.266	82.44	12:00:22.466
12 -	1:26.426	0.279	82.43	12:01:48.892
13 -	1:26.435	0.288	82.42	12:03:15.327
14 -	1:26.492	0.345	82.37	12:04:41.819

P10 23 Martin TOLLEY (M)

LAP	LAP TIME	DIFF	MPH	TIME OF DAY
1 -	1:36.858	10.723	73.55	11:45:55.829
2 -	1:26.135 (1)		82.71	11:47:21.964
3 -	1:27.255	1.120	81.65	11:48:49.219
4 -	1:26.493 (3)	0.358	82.37	11:50:15.712
5 -	1:28.971	2.836	80.07	11:51:44.683
6 -	1:27.143	1.008	81.75	11:53:11.826
7 -	1:26.547	0.412	82.32	11:54:38.373
8 -	1:27.121	0.986	81.77	11:56:05.494
9 -	1:27.083	0.948	81.81	11:57:32.577
10 -	1:28.308	2.173	80.67	11:59:00.885
11 -	1:28.287	2.152	80.69	12:00:29.172
12 -	1:27.020	0.885	81.87	12:01:56.192
13 -	1:26.177 (2)	0.042	82.67	12:03:22.369
14 -	1:27.165	1.030	81.73	12:04:49.534

P11 140 Ben HANCY

LAP	LAP TIME	DIFF	MPH	TIME OF DAY
1 -	1:34.395	8.145	75.47	11:45:53.366
2 -	1:26.302 (3)	0.052	82.55	11:47:19.668
3 -	1:28.414	2.164	80.58	11:48:48.082
4 -	1:26.510	0.260	82.35	11:50:14.592
5 -	1:29.600	3.350	79.51	11:51:44.192
6 -	1:28.328	2.078	80.66	11:53:12.520
7 -	1:26.250 (1)		82.60	11:54:38.770
8 -	1:26.621	0.371	82.25	11:56:05.391
9 -	1:27.618	1.368	81.31	11:57:33.009
10 -	1:27.770	1.520	81.17	11:59:00.779
11 -	1:28.592	2.342	80.42	12:00:29.371
12 -	1:27.017	0.767	81.87	12:01:56.388

DIFF = Difference To Personal Best Lap

13 -	1:26.290 (2)	0.040	82.56	12:03:22.678
14 -	1:28.438	2.188	80.56	12:04:51.116

P12 93 Jack BREWER

LAP	LAP TIME	DIFF	MPH	TIME OF DAY
1 -	1:37.911	11.725	72.76	11:45:56.882
2 -	1:27.424	1.238	81.49	11:47:24.306
3 -	1:26.403 (3)	0.217	82.45	11:48:50.709
4 -	1:27.520	1.334	81.40	11:50:18.229
5 -	1:27.500	1.314	81.42	11:51:45.729
6 -	1:27.452	1.266	81.46	11:53:13.181
7 -	1:26.769	0.583	82.11	11:54:39.950
8 -	1:27.098	0.912	81.80	11:56:07.048
9 -	1:26.340 (2)	0.154	82.51	11:57:33.388
10 -	1:27.824	1.638	81.12	11:59:01.212
11 -	1:29.113	2.927	79.95	12:00:30.325
12 -	1:26.772	0.586	82.10	12:01:57.097
13 -	1:26.186 (1)		82.66	12:03:23.283
14 -	1:27.949	1.763	81.00	12:04:51.232

P13 29 Adam CRAIG

LAP	LAP TIME	DIFF	MPH	TIME OF DAY
1 -	1:36.980	10.912	73.46	11:45:55.951
2 -	1:26.702	0.634	82.17	11:47:22.653
3 -	1:27.656	1.588	81.27	11:48:50.309
4 -	1:27.505	1.437	81.41	11:50:17.814
5 -	1:27.559	1.491	81.36	11:51:45.373
6 -	1:27.703	1.635	81.23	11:53:13.076
7 -	1:26.088 (2)	0.020	82.75	11:54:39.164
8 -	1:26.748	0.680	82.13	11:56:05.912
9 -	1:26.835	0.767	82.04	11:57:32.747
10 -	1:28.202	2.134	80.77	11:59:00.949
11 -	1:30.813	4.745	78.45	12:00:31.762
12 -	1:26.490 (3)	0.422	82.37	12:01:58.252
13 -	1:26.068 (1)		82.77	12:03:24.320
14 -	1:27.028	0.960	81.86	12:04:51.348

P14 54 Marcus BAILEY (M)

LAP	LAP TIME	DIFF	MPH	TIME OF DAY
1 -	1:37.426	10.905	73.12	11:45:56.397
2 -	1:27.026 (3)	0.505	81.86	11:47:23.423
3 -	1:27.161	0.640	81.74	11:48:50.584
4 -	1:28.223	1.702	80.75	11:50:18.807
5 -	1:27.182	0.661	81.72	11:51:45.989
6 -	1:27.355	0.834	81.55	11:53:13.344
7 -	1:27.062	0.541	81.83	11:54:40.406
8 -	1:27.378	0.857	81.53	11:56:07.784
9 -	1:26.521 (1)		82.34	11:57:34.305
10 -	1:27.683	1.162	81.25	11:59:01.988
11 -	1:29.584	3.063	79.53	12:00:31.572
12 -	1:27.172	0.651	81.73	12:01:58.744
13 -	1:26.860 (2)	0.339	82.02	12:03:25.604
14 -	1:27.608	1.087	81.32	12:04:53.212

P15 7 Adrian BURGE (M)

LAP	LAP TIME	DIFF	MPH	TIME OF DAY
1 -	1:38.808	12.225	72.10	11:45:57.779
2 -	1:28.994	2.411	80.05	11:47:26.773
3 -	1:27.093	0.510	81.80	11:48:53.866
4 -	1:29.643	3.060	79.47	11:50:23.509
5 -	1:28.231	1.648	80.74	11:51:51.740

Weather / Track : Bright / Dry

Donington Park National
Circuit Length = 1.9790 miles
Start: 11:44 Flag 12:04 End: 12:06

BRSCC Mazda MX-5 Championship - 2A

RACE 7 - LAP ANALYSIS

DIFF = Difference To Personal Best Lap

6 -	1:26.859	0.276	82.02	11:53:18.599
7 -	1:26.794	0.211	82.08	11:54:45.393
8 -	1:26.651 (3)	0.068	82.22	11:56:12.044
9 -	1:26.836	0.253	82.04	11:57:38.880
10 -	1:26.930	0.347	81.95	11:59:05.810
11 -	1:26.845	0.262	82.03	12:00:32.655
12 -	1:26.647 (2)	0.064	82.22	12:01:59.302
13 -	1:26.583 (1)		82.28	12:03:25.885
14 -	1:27.436	0.853	81.48	12:04:53.321

P16 74 Clive CHISNALL (M)

LAP	LAP TIME	DIFF	MPH	TIME OF DAY
1 -	1:38.616	12.002	72.24	11:45:57.587
2 -	1:28.808	2.194	80.22	11:47:26.395
3 -	1:28.326	1.712	80.66	11:48:54.721
4 -	1:29.090	2.476	79.97	11:50:23.811
5 -	1:28.139	1.525	80.83	11:51:51.950
6 -	1:27.397	0.783	81.52	11:53:19.347
7 -	1:26.614 (1)		82.25	11:54:45.961
8 -	1:26.945 (3)	0.331	81.94	11:56:12.906
9 -	1:26.878 (2)	0.264	82.00	11:57:39.784
10 -	1:27.343	0.729	81.57	11:59:07.127
11 -	1:27.306	0.692	81.60	12:00:34.433
12 -	1:26.975	0.361	81.91	12:02:01.408
13 -	1:27.149	0.535	81.75	12:03:28.557
14 -	1:27.208	0.594	81.69	12:04:55.765

P17 13 Scott LEACH (M)

LAP	LAP TIME	DIFF	MPH	TIME OF DAY
1 -	1:38.199	11.713	72.55	11:45:57.170
2 -	1:28.539	2.053	80.46	11:47:25.709
3 -	1:27.775	1.289	81.16	11:48:53.484
4 -	1:31.090	4.604	78.21	11:50:24.574
5 -	1:28.434	1.948	80.56	11:51:53.008
6 -	1:26.679 (2)	0.193	82.19	11:53:19.687
7 -	1:27.080	0.594	81.81	11:54:46.767
8 -	1:26.890	0.404	81.99	11:56:13.657
9 -	1:26.486 (1)		82.37	11:57:40.143
10 -	1:27.861	1.375	81.08	11:59:08.004
11 -	1:27.729	1.243	81.21	12:00:35.733
12 -	1:26.765 (3)	0.279	82.11	12:02:02.498
13 -	1:28.599	2.113	80.41	12:03:31.097
14 -	1:27.688	1.202	81.24	12:04:58.785

P18 55 Matt POLLARD

LAP	LAP TIME	DIFF	MPH	TIME OF DAY
1 -	1:37.786	11.806	72.85	11:45:56.757
2 -	1:28.217	2.237	80.76	11:47:24.974
3 -	1:25.980 (1)		82.86	11:48:50.954
4 -	1:27.742	1.762	81.19	11:50:18.696
5 -	1:28.033	2.053	80.93	11:51:46.729
6 -	1:27.195	1.215	81.70	11:53:13.924
7 -	1:26.714 (3)	0.734	82.16	11:54:40.638
8 -	1:27.534	1.554	81.39	11:56:08.172
9 -	1:26.416 (2)	0.436	82.44	11:57:34.588
10 -	1:27.668	1.688	81.26	11:59:02.256
11 -	1:35.889	9.909	74.30	12:00:38.145
12 -	1:27.939	1.959	81.01	12:02:06.084
13 -	1:27.162	1.182	81.74	12:03:33.246
14 -	1:27.130	1.150	81.77	12:05:00.376

DIFF = Difference To Personal Best Lap

P19 81 Sebastian FISHER				
LAP	LAP TIME	DIFF	MPH	TIME OF DAY
1 -	1:37.787	11.234	72.85	11:45:56.758
2 -	1:29.396	2.843	79.69	11:47:26.154
3 -	1:35.356	8.803	74.71	11:49:01.510
4 -	1:28.935	2.382	80.11	11:50:30.445
5 -	1:26.826	0.273	82.05	11:51:57.271
6 -	1:26.649 (3)	0.096	82.22	11:53:23.920
7 -	1:27.822	1.269	81.12	11:54:51.742
8 -	1:26.553 (1)		82.31	11:56:18.295
9 -	1:27.945	1.392	81.01	11:57:46.240
10 -	1:26.591 (2)	0.038	82.27	11:59:12.831
11 -	1:26.738	0.185	82.13	12:00:39.569
12 -	1:26.657	0.104	82.21	12:02:06.226
13 -	1:27.532	0.979	81.39	12:03:33.758
14 -	1:26.748	0.195	82.13	12:05:00.506

P20 94 Charlie BURGE

LAP	LAP TIME	DIFF	MPH	TIME OF DAY
1 -	1:36.804	10.568	73.59	11:45:55.775
2 -	1:26.535 (2)	0.299	82.33	11:47:22.310
3 -	1:27.605	1.369	81.32	11:48:49.915
4 -	1:27.413	1.177	81.50	11:50:17.328
5 -	1:27.714	1.478	81.22	11:51:45.042
6 -	1:27.735	1.499	81.20	11:53:12.777
7 -	1:26.236 (1)		82.61	11:54:39.013
8 -	1:26.774 (3)	0.538	82.10	11:56:05.787
9 -	1:26.833	0.597	82.04	11:57:32.620
10 -	1:31.086	4.850	78.21	11:59:03.706
11 -	1:28.322	2.086	80.66	12:00:32.028
12 -	1:27.000	0.764	81.89	12:01:59.028
13 -	1:35.247	9.011	74.80	12:03:34.275
14 -	1:26.975	0.739	81.91	12:05:01.250

P21 544 Jack MOODY

LAP	LAP TIME	DIFF	MPH	TIME OF DAY
1 -	1:39.219	12.511	71.80	11:45:58.190
2 -	1:28.784	2.076	80.24	11:47:26.974
3 -	1:28.158	1.450	80.81	11:48:55.132
4 -	1:28.780	2.072	80.25	11:50:23.912
5 -	1:28.185	1.477	80.79	11:51:52.097
6 -	1:27.389	0.681	81.52	11:53:19.486
7 -	1:26.888 (3)	0.180	81.99	11:54:46.374
8 -	1:27.626	0.918	81.30	11:56:14.000
9 -	1:26.708 (1)		82.16	11:57:40.708
10 -	1:27.168	0.460	81.73	11:59:07.876
11 -	1:28.035	1.327	80.92	12:00:35.911
12 -	1:26.734 (2)	0.026	82.14	12:02:02.645
13 -	1:30.381	3.673	78.82	12:03:33.026
14 -	1:28.433	1.725	80.56	12:05:01.459

P22 60 Nick LE DOYEN (M)

LAP	LAP TIME	DIFF	MPH	TIME OF DAY
1 -	1:38.925	11.516	72.02	11:45:57.896
2 -	1:29.503	2.094	79.60	11:47:27.399
3 -	1:28.185	0.776	80.79	11:48:55.584
4 -	1:28.742	1.333	80.28	11:50:24.326
5 -	1:29.515	2.106	79.59	11:51:53.841
6 -	1:27.655	0.246	81.28	11:53:21.496
7 -	1:27.775	0.366	81.16	11:54:49.271
8 -	1:27.970	0.561	80.98	11:56:17.241

Donington Park National
Circuit Length = 1.9790 miles
Start: 11:44 Flag 12:04 End: 12:06

Weather / Track : Bright / Dry

BRSCC Mazda MX-5 Championship - 2A

RACE 7 - LAP ANALYSIS

DIFF = Difference To Personal Best Lap

9 -	1:29.144	1.735	79.92	11:57:46.385
10 -	1:27.695	0.286	81.24	11:59:14.080
11 -	1:27.438 (2)	0.029	81.48	12:00:41.518
12 -	1:27.550	0.141	81.37	12:02:09.068
13 -	1:27.526 (3)	0.117	81.40	12:03:36.594
14 -	1:27.409 (1)		81.50	12:05:04.003

P23 26 Charlie RAWLES

LAP	LAP TIME	DIFF	MPH	TIME OF DAY
1 -	1:40.438	12.987	70.93	11:45:59.409
2 -	1:28.845	1.394	80.19	11:47:28.254
3 -	1:27.789	0.338	81.15	11:48:56.043
4 -	1:28.483	1.032	80.51	11:50:24.526
5 -	1:29.790	2.339	79.34	11:51:54.316
6 -	1:27.991	0.540	80.97	11:53:22.307
7 -	1:27.502 (2)	0.051	81.42	11:54:49.809
8 -	1:27.716 (3)	0.265	81.22	11:56:17.525
9 -	1:29.158	1.707	79.91	11:57:46.683
10 -	1:27.940	0.489	81.01	11:59:14.623
11 -	1:27.919	0.468	81.03	12:00:42.542
12 -	1:27.451 (1)		81.47	12:02:09.993
13 -	1:29.367	1.916	79.72	12:03:39.360
14 -	1:29.233	1.782	79.84	12:05:08.593

P24 24 Oliver GRAHAM

LAP	LAP TIME	DIFF	MPH	TIME OF DAY
1 -	1:40.610	13.357	70.81	11:45:59.581
2 -	1:29.463	2.210	79.63	11:47:29.044
3 -	1:28.187	0.934	80.79	11:48:57.231
4 -	1:28.295	1.042	80.69	11:50:25.526
5 -	1:29.943	2.690	79.21	11:51:55.469
6 -	1:27.900	0.647	81.05	11:53:23.369
7 -	1:28.589	1.336	80.42	11:54:51.958
8 -	1:27.347 (2)	0.094	81.56	11:56:19.305
9 -	1:29.135	1.882	79.93	11:57:48.440
10 -	1:27.825 (3)	0.572	81.12	11:59:16.265
11 -	1:28.039	0.786	80.92	12:00:44.304
12 -	1:27.253 (1)		81.65	12:02:11.557
13 -	1:29.833	2.580	79.30	12:03:41.390
14 -	1:28.106	0.853	80.86	12:05:09.496

P25 79 Rafal DRZASZCZ

LAP	LAP TIME	DIFF	MPH	TIME OF DAY
1 -	1:39.565	12.420	71.55	11:45:58.536
2 -	1:29.933	2.788	79.22	11:47:28.469
3 -	1:27.740	0.595	81.20	11:48:56.209
4 -	1:28.422	1.277	80.57	11:50:24.631
5 -	1:29.941	2.796	79.21	11:51:54.572
6 -	1:28.531	1.386	80.47	11:53:23.103
7 -	1:32.694	5.549	76.86	11:54:55.797
8 -	1:28.626	1.481	80.38	11:56:24.423
9 -	1:28.276	1.131	80.70	11:57:52.699
10 -	1:27.294 (3)	0.149	81.61	11:59:19.993
11 -	1:27.197 (2)	0.052	81.70	12:00:47.190
12 -	1:27.584	0.439	81.34	12:02:14.774
13 -	1:27.758	0.613	81.18	12:03:42.532
14 -	1:27.145 (1)		81.75	12:05:09.677

P26 56 Thomas JENKINS

LAP	LAP TIME	DIFF	MPH	TIME OF DAY
1 -	1:40.980	13.778	70.55	11:45:59.951

DIFF = Difference To Personal Best Lap

2 -	1:28.886	1.684	80.15	11:47:28.837
3 -	1:28.192	0.990	80.78	11:48:57.029
4 -	1:28.003	0.801	80.95	11:50:25.032
5 -	1:29.936	2.734	79.21	11:51:54.968
6 -	1:27.729 (2)	0.527	81.21	11:53:22.697
7 -	1:27.991	0.789	80.97	11:54:50.688
8 -	1:27.933 (3)	0.731	81.02	11:56:18.621
9 -	1:29.135	1.933	79.93	11:57:47.756
10 -	1:27.990	0.788	80.97	11:59:15.746
11 -	1:28.256	1.054	80.72	12:00:44.002
12 -	1:27.202 (1)		81.70	12:02:11.204
13 -	1:28.483	1.281	80.51	12:03:39.687
14 -	1:31.449	4.247	77.90	12:05:11.136

P27 96 Charles MUGGLESTONE

LAP	LAP TIME	DIFF	MPH	TIME OF DAY
1 -	1:41.263	13.036	70.35	11:46:00.234
2 -	1:29.396	1.169	79.69	11:47:29.630
3 -	1:28.227 (1)		80.75	11:48:57.857
4 -	1:28.473 (3)	0.246	80.52	11:50:26.330
5 -	1:29.566	1.339	79.54	11:51:55.896
6 -	1:29.094	0.867	79.96	11:53:24.990
7 -	1:28.351 (2)	0.124	80.64	11:54:53.341
8 -	1:33.479	5.252	76.21	11:56:26.820
9 -	1:31.069	2.842	78.23	11:57:57.889
10 -	1:29.531	1.304	79.57	11:59:27.420
11 -	1:29.010	0.783	80.04	12:00:56.430
12 -	1:29.594	1.367	79.52	12:02:26.024
13 -	1:29.869	1.642	79.27	12:03:55.893
14 -	1:29.440	1.213	79.65	12:05:25.333

P28 65 William HAYDEN

LAP	LAP TIME	DIFF	MPH	TIME OF DAY
1 -	1:38.163	11.398	72.57	11:45:57.134
2 -	1:28.451	1.686	80.54	11:47:25.585
3 -	6:03.103	4:36.338	19.62	11:53:28.688
4 -	1:29.312	2.547	79.77	11:54:58.000
5 -	1:26.919 (2)	0.154	81.96	11:56:24.919
6 -	1:27.512	0.747	81.41	11:57:52.431
7 -	1:27.319	0.554	81.59	11:59:19.750
8 -	1:26.765 (1)		82.11	12:00:46.515
9 -	1:27.011 (3)	0.246	81.88	12:02:13.526
10 -	1:27.641	0.876	81.29	12:03:41.167
11 -	1:27.787	1.022	81.15	12:05:08.954

P29 8 Michael FISK

LAP	LAP TIME	DIFF	MPH	TIME OF DAY
1 -	1:34.906	8.752	75.07	11:45:53.877
2 -	1:26.154 (1)		82.69	11:47:20.031
3 -	1:29.017	2.863	80.03	11:48:49.048
4 -	1:26.970	0.816	81.92	11:50:16.018
5 -	1:28.839	2.685	80.19	11:51:44.857
6 -	1:27.118	0.964	81.78	11:53:11.975
7 -	1:26.650	0.496	82.22	11:54:38.625
8 -	1:28.912	2.758	80.13	11:56:07.537
9 -	1:26.465 (3)	0.311	82.39	11:57:34.002
10 -	1:27.747	1.593	81.19	11:59:01.749
11 -	1:28.151	1.997	80.82	12:00:29.900
12 -	1:26.794	0.640	82.08	12:01:56.694
13 -	1:26.234 (2)	0.080	82.61	12:03:22.928

Weather / Track : Bright / Dry

BRSCC Mazda MX-5 Championship - 2A

RACE 7 - LAP ANALYSIS


DIFF = Difference To Personal Best Lap

P30 42 Paul BATEMAN (M)				
LAP	LAP TIME	DIFF	MPH	TIME OF DAY
1 -	1:36.338	10.208	73.95	11:45:55.309
2 -	1:26.628 (3)	0.498	82.24	11:47:21.937
3 -	1:27.708	1.578	81.23	11:48:49.645
4 -	8:08.310	6:42.180	14.59	11:56:57.955
5 -	1:27.610	1.480	81.32	11:58:25.565
6 -	1:26.130 (1)		82.71	11:59:51.695
7 -	1:26.771	0.641	82.10	12:01:18.466
8 -	1:26.380 (2)	0.250	82.48	12:02:44.846
9 -	1:27.876	1.746	81.07	12:04:12.722
10 -	1:26.719	0.589	82.15	12:05:39.441

P31 25 Ivan LEARY (M)				
LAP	LAP TIME	DIFF	MPH	TIME OF DAY
1 -	1:41.430	9.561	70.24	11:46:00.401
2 -	1:31.869 (1)		77.55	11:47:32.270

BRSCC Mazda MX-5 Championship - 3B

RACE 12 - GRID (20 minutes)

ROW 16	31	21 Orlando LINDSAY	32	722 Alan HAWKINS (M)
ROW 15	29	20 Christopher GINN(M)	30	46 David RICKARDS (M)
ROW 14	27	58 Dale WHITEMAN (M)	28	45 Graham RUMSEY (M)
ROW 13	25	90 Bruce ROBINSON (M)	26	9 James LOVE
ROW 12	23	75 Bruce CARTER (M)	24	169 George GRANT (M)
ROW 11	21	66 Daniel DENHAM	22	14 Elliott HANN
ROW 10	19	11 Sam JARVIS	20	43 Simon WOODS
ROW 9	17	16 Neil MACGREGOR (M)	18	38 Shanel DREWE
ROW 8	15	17 Andrew MACGREGOR (M)	16	78 Richard BARTLETT (M)
ROW 7	13	291 Luke SOUCH	14	57 Oliver JENKINS
ROW 6	11	37 Tim DORE	12	39 Christina HOLLEY
ROW 5	9	30 Callum GREATREX	10	3 Richard WOOTTEN
ROW 4	7	27 Christopher STAPLETON	8	117 Russ LINDSAY (M)
ROW 3	5	18 Clive POWLES (M)	6	19 Oliver ROBINSON (M)
ROW 2	3	42 Paul BATEMAN (M)	4	25 Ivan LEARY (M)
ROW 1	1	65 William HAYDEN	2	8 Michael FISK
Pole				
				

Donington Park National
Circuit Length = 1.9790 miles

These results are provisional until the conclusion of any judicial and technical matters.

Clerk Of Course :		Timekeeper :

BRSCC Mazda MX-5 Championship - 3B

RACE 12 - CLASSIFICATION

POS	NO	NAME	ENTRY	LAPS	TIME	GAP	DIFF	MPH	BEST	ON
1	8	Michael FISK	Mazda MX-5 Mk1	14	20:21.075			81.57	1:26.186	6
2	42	Paul BATEMAN (M)	Mazda MX-5 Mk1	14	20:26.974	5.899	5.899	81.18	1:26.442	6
3	65	William HAYDEN	Mazda MX-5 Mk1	14	20:33.559	12.484	6.585	80.74	1:26.585	3
4	18	Clive POWLES (M)	Mazda MX-5 Mk1	14	20:34.642	13.567	1.083	80.67	1:26.098	6
5	27	Christopher STAPLETON	Mazda MX-5 Mk1	14	20:56.591	35.516	21.949	79.26	1:28.199	8
6	30	Callum GREATREX	Mazda MX-5 Mk1	14	20:56.647	35.572	0.056	79.26	1:27.699	8
7	3	Richard WOOTTEN	Mazda MX-5 Mk1	14	21:09.648	48.573	13.001	78.45	1:28.195	8
8	57	Oliver JENKINS	Mazda MX-5 Mk1	14	21:09.962	48.887	0.314	78.43	1:28.146	5
9	39	Christina HOLLEY	Mazda MX-5 Mk1	14	21:11.013	49.938	1.051	78.36	1:27.991	10
10	17	Andrew MACGREGOR (M)	Mazda MX-5 Mk1	14	21:11.033	49.958	0.020	78.36	1:28.700	5
11	11	Sam JARVIS	Mazda MX-5 Mk1	14	21:13.587	52.512	2.554	78.21	1:28.612	3
12	37	Tim DORE	Mazda MK-5 Mk1	14	21:15.238	54.163	1.651	78.10	1:29.156	8
13	45	Graham RUMSEY (M)	Mazda MX-5 Mk1	14	21:24.454	1:03.379	9.216	77.54	1:28.862	8
14	722	Alan HAWKINS (M)	Mazda MX-5 Mk1	14	21:24.715	1:03.640	0.261	77.53	1:29.217	9
15	43	Simon WOODS	Mazda MX-5 Mk1	14	21:24.716	1:03.641	0.001	77.53	1:29.181	8
16	16	Neil MACGREGOR (M)	Mazda MX-5 Mk1	14	21:24.859	1:03.784	0.143	77.52	1:29.618	8
17	75	Bruce CARTER (M)	Mazda MX-5 Mk1	14	21:26.314	1:05.239	1.455	77.43	1:28.666	10
18	78	Richard BARTLETT (M)	Mazda MX-5 Mk1	14	21:30.785	1:09.710	4.471	77.16	1:28.504	10
19	20	Christopher GINN(M)	Mazda MX-5 Mk1	14	21:31.265	1:10.190	0.480	77.14	1:29.603	8
20	169	George GRANT (M)	Mazda MX-5 Mk1	14	21:33.817	1:12.742	2.552	76.98	1:29.201	9
21	21	Orlando LINDSAY	Mazda MX-5 Mk1	14	21:39.604	1:18.529	5.787	76.64	1:28.953	8
22	66	Daniel DENHAM	Mazda MX-5 Mk1	14	21:48.950	1:27.875	9.346	76.09	1:29.827	10
23	14	Elliott HANN	Mazda MX-5 Mk1	14	21:49.243	1:28.168	0.293	76.08	1:30.821	9
24	9	James LOVE	Mazda MX-5 Mk1	14	21:56.203	1:35.128	6.960	75.67	1:31.305	7
25	58	Dale WHITEMAN (M)	Mazda MX-5 Mk1	13	20:34.440	1 Lap	1 Lap	74.91	1:32.244	8
26	46	David RICKARDS (M)	Mazda MX-5 Mk1	13	21:57.050	1 Lap	1:22.610	70.22	1:38.825	6

NOT CLASSIFIED

DNF	25	Ivan LEARY (M)	Mazda MX-5 Mk1	13	19:25.536	1 Lap		79.34	1:28.035	4
DNF	19	Oliver ROBINSON (M)	Mazda MX-5 Mk1	13	19:26.000	1 Lap	0.464	79.31	1:27.566	13
DNF	38	Shanel DREWE	Mazda MX-5 Mk1	10	17:17.429	4 Laps	3 Laps	68.54	1:30.693	5
DNF	291	Luke SOUCH	Mazda MX-5 Mk1	5	7:48.718	9 Laps	5 Laps	75.71	1:28.472	4
DNF	90	Bruce ROBINSON (M)	Mazda MX-5 Mk1	5	7:50.917	9 Laps	2.199	75.35	1:29.520	4

FASTEST LAP

18	Clive POWLES (M)	Mazda MX-5 Mk1	6	1:26.098	82.75 mph	133.17 kph
----	------------------	----------------	---	----------	-----------	------------

Weather / Track : Cloudy / Dry

These results are provisional until the conclusion of any judicial and technical matters.

Donington Park National
Circuit Length = 1.9790 miles
Start: 14:54 Flag 15:15 End: 15:17

Clerk Of Course :	Timekeeper :
-------------------	--------------

BRSCC Mazda MX-5 Championship - 3B

RACE 12 - LAP CHART

LAP 1 @ 14:56:15.101			LAP 2 @ 14:57:42.757			LAP 3 @ 14:59:09.444			LAP 4 @ 15:00:36.191			LAP 5 @ 15:02:02.945		
NO	BEHIND	LAP TIME	NO	BEHIND	LAP TIME	NO	BEHIND	LAP TIME	NO	BEHIND	LAP TIME	NO	BEHIND	LAP TIME
8		1:33.381	8		1:27.656	8		1:26.687	8		1:26.747	8		1:26.754
18	0.287	1:33.668	42	0.778	1:27.814	42	0.861	1:26.770	42	0.637	1:26.523	42	0.399	1:26.516
42	0.620	1:34.001	18	1.673	1:29.042	18	1.554	1:26.568	18	1.588	1:26.781	18	1.147	1:26.313
65	0.824	1:34.205	65	2.044	1:28.876	65	1.942	1:26.585	65	2.076	1:26.881	65	2.391	1:27.069
19	2.356	1:35.737	19	2.849	1:28.149	19	4.033	1:27.871	19	5.518	1:28.232	25	8.044	1:28.344
25	2.681	1:36.062	25	3.518	1:28.493	25	5.166	1:28.335	25	6.454	1:28.035	19	8.176	1:29.412
30	3.753	1:37.134	30	5.979	1:29.882	30	9.214	1:29.922	30	12.492	1:30.025	27	15.077	1:28.614
27	3.828	1:37.209	27	6.133	1:29.961	27	9.276	1:29.830	27	13.217	1:30.688	30	15.476	1:29.738
39	4.748	1:38.129	39	7.239	1:30.147	3	11.170	1:30.093	3	13.643	1:29.220	3	15.990	1:29.101
3	4.877	1:38.258	57	7.362	1:29.716	17	12.163	1:30.951	39	14.442	1:29.022	39	16.351	1:28.663
78	5.127	1:38.508	3	7.764	1:30.543	39	12.167	1:31.615	17	14.882	1:29.466	17	16.828	1:28.700
57	5.302	1:38.683	17	7.899	1:29.675	37	12.437	1:30.415	57	15.809	1:29.772	57	17.201	1:28.146
17	5.880	1:39.261	37	8.709	1:29.812	57	12.784	1:32.109	37	16.742	1:31.052	11	19.903	1:29.559
37	6.553	1:39.934	78	8.904	1:31.433	78	12.836	1:30.619	78	16.887	1:30.798	37	22.023	1:32.035
38	8.639	1:42.020	11	13.247	1:30.989	11	15.172	1:28.612	11	17.098	1:28.673	16	26.459	1:32.042
291	9.105	1:42.486	291	13.648	1:32.199	291	15.893	1:28.932	291	17.618	1:28.472	43	26.951	1:30.919
11	9.914	1:43.295	16	14.132	1:31.669	16	17.382	1:29.937	16	21.171	1:30.536	291	27.493	1:36.629 P
16	10.119	1:43.500	43	14.730	1:32.154	90	19.036	1:29.835	90	21.809	1:29.520	45	27.873	1:30.175
43	10.232	1:43.613	38	14.792	1:33.809	43	19.385	1:31.342	43	22.786	1:30.148	38	28.847	1:30.693
20	10.463	1:43.844	14	15.410	1:31.915	38	20.643	1:32.538	45	24.452	1:29.471	722	29.389	1:30.810
14	11.151	1:44.532	20	15.724	1:32.917	20	21.615	1:32.578	38	24.908	1:31.012	20	29.564	1:30.389
9	11.809	1:45.190	90	15.888	1:30.426	14	21.632	1:32.909	722	25.333	1:29.666	90	29.692	1:34.637
66	11.941	1:45.322	45	18.464	1:32.331	45	21.728	1:29.951	20	25.929	1:31.061	169	30.505	1:30.226
90	13.118	1:46.499	722	19.339	1:32.055	722	22.414	1:29.762	14	26.890	1:32.005	21	33.044	1:30.500
45	13.789	1:47.170	66	19.446	1:35.161	169	22.735	1:29.398	169	27.033	1:31.045	14	34.176	1:34.040
169	14.502	1:47.883	9	19.839	1:35.686	21	25.896	1:31.292	21	29.298	1:30.149	66	37.807	1:32.005
722	14.940	1:48.321	169	20.024	1:33.178	9	26.694	1:33.542	66	32.556	1:32.024	75	38.124	1:30.984
21	17.825	1:51.206	21	21.291	1:31.122	66	27.279	1:34.520	9	33.317	1:33.370	9	39.790	1:33.227
46	18.809	1:52.190	58	27.209	1:35.298	75	31.522	1:30.426	75	33.894	1:29.119	78	40.059	1:49.926
58	19.567	1:52.948	75	27.783	1:30.144	58	34.993	1:34.471	58	42.198	1:33.952	58	48.598	1:33.154
75	25.295	1:58.676	46	31.675	1:40.522	46	43.932	1:38.944	46	56.583	1:39.398	46	1:09.822	1:39.993

Weather / Track : Cloudy / Dry

Donington Park National
 Circuit Length = 1.9790 miles
 Start: 14:54 Flag 15:15 End: 15:17

BRSCC Mazda MX-5 Championship - 3B

RACE 12 - LAP CHART

LAP 6 @ 15:03:29.131			LAP 7 @ 15:04:55.559			LAP 8 @ 15:06:22.564			LAP 9 @ 15:07:49.286			LAP 10 @ 15:09:15.838		
NO	BEHIND	LAP TIME	NO	BEHIND	LAP TIME	NO	BEHIND	LAP TIME	NO	BEHIND	LAP TIME	NO	BEHIND	LAP TIME
8		1:26.186	8		1:26.428	8		1:27.005	8		1:26.722	8		1:26.552
42	0.655	1:26.442	42	0.714	1:26.487	42	0.541	1:26.832	42	0.309	1:26.490	42	0.904	1:27.147
18	1.059	1:26.098	18	1.054	1:26.423	18	1.156	1:27.107	18	1.428	1:26.994	18	1.057	1:26.181
65	3.477	1:27.272	65	4.743	1:27.694	65	5.671	1:27.933	65	6.794	1:27.845	65	8.131	1:27.889
19	11.326	1:29.336	25	15.071	1:29.972	46	1 Lap	1:40.830	19	21.257	1:29.390	19	25.124	1:30.419
25	11.527	1:29.669	19	15.199	1:30.301	19	18.589	1:30.395	25	21.361	1:29.402	25	25.574	1:30.765
27	17.299	1:28.408	27	19.303	1:28.432	25	18.681	1:30.615	30	22.925	1:28.858	27	25.991	1:29.157
30	18.034	1:28.744	30	20.095	1:28.489	27	20.497	1:28.199	46	1 Lap	1:39.794	30	26.050	1:29.677
57	20.544	1:29.529	57	23.908	1:29.792	30	20.789	1:27.699	27	23.386	1:29.611	3	32.799	1:30.148
3	20.606	1:30.802	3	25.503	1:31.325	57	26.267	1:29.364	57	28.807	1:29.262	57	32.862	1:30.607
17	21.165	1:30.523	17	26.065	1:31.328	3	26.693	1:28.195	3	29.203	1:29.232	17	33.468	1:28.849
39	23.745	1:33.580	39	29.646	1:32.329	17	28.248	1:29.188	17	31.171	1:29.645	39	34.689	1:27.991
11	24.068	1:30.351	37	30.669	1:31.924	39	31.260	1:28.619	39	33.250	1:28.712	46	1 Lap	1:39.808
37	25.173	1:29.336	11	31.646	1:34.006	37	32.820	1:29.156	37	35.376	1:29.278	11	38.949	1:29.452
16	30.741	1:30.468	16	34.884	1:30.571	11	33.819	1:29.178	11	36.049	1:28.952	37	39.094	1:30.270
45	31.406	1:29.719	45	36.221	1:31.243	16	37.497	1:29.618	45	42.969	1:31.613	45	46.533	1:30.116
43	32.779	1:32.014	43	36.681	1:30.330	45	38.078	1:28.862	16	43.374	1:32.599	16	47.341	1:30.519
722	35.886	1:32.683	722	39.893	1:30.435	43	38.857	1:29.181	43	44.016	1:31.881	43	48.098	1:30.634
20	36.284	1:32.906	20	42.204	1:32.348	722	42.785	1:29.897	722	45.280	1:29.217	722	48.133	1:29.405
38	36.550	1:33.889	38	43.221	1:33.099	20	44.802	1:29.603	21	48.353	1:29.803	21	51.914	1:30.113
21	36.946	1:30.088	21	43.324	1:32.806	21	45.272	1:28.953	20	48.652	1:30.572	20	52.269	1:30.169
169	36.982	1:32.663	169	43.750	1:33.196	169	46.480	1:29.735	169	48.959	1:29.201	169	52.664	1:30.257
14	40.562	1:32.572	75	45.585	1:30.054	75	49.276	1:30.696	75	51.387	1:28.833	75	53.501	1:28.666
75	41.959	1:30.021	14	46.737	1:32.603	78	51.558	1:31.421	78	53.814	1:28.978	78	55.766	1:28.504
78	43.181	1:29.308	78	47.142	1:30.389	14	52.457	1:32.725	14	56.556	1:30.821	14	1:01.841	1:31.837
9	45.452	1:31.848	9	50.329	1:31.305	66	55.277	1:30.377	66	58.720	1:30.165	66	1:01.995	1:29.827
66	48.425	1:36.804	66	51.905	1:29.908	38	55.278	1:39.062	9	1:01.985	1:32.970	9	1:07.901	1:32.468
58	54.981	1:32.569	58	1:01.026	1:32.473	9	55.737	1:32.413	38	1:07.333	1:38.777	58	1:19.211	1:33.570
46	1:22.461	1:38.825				58	1:06.265	1:32.244	58	1:12.193	1:32.650			

Weather / Track : Cloudy / Dry

Donington Park National
 Circuit Length = 1.9790 miles
 Start: 14:54 Flag 15:15 End: 15:17

BRSCC Mazda MX-5 Championship - 3B

RACE 12 - LAP CHART

LAP 11 @ 15:10:42.201			LAP 12 @ 15:12:08.860			LAP 13 @ 15:13:35.887			LAP 14 @ 15:15:02.795		
NO	BEHIND	LAP TIME	NO	BEHIND	LAP TIME	NO	BEHIND	LAP TIME	NO	BEHIND	LAP TIME
8		1:26.363	8		1:26.659	8		1:27.027	8		1:26.908
42	1.078	1:26.537	18	3.872	1:29.300	18	4.071	1:27.226	42	5.899	1:28.414
18	1.231	1:26.537	42	4.740	1:30.321	42	4.393	1:26.680	65	12.484	1:28.087
65	9.724	1:27.956	65	10.787	1:27.722	58	1 Lap	1:33.943	58	1 Lap	1:33.614
25	28.286	1:29.075	25	29.934	1:28.307	65	11.305	1:27.545	18	13.567	1:36.404
30	28.795	1:29.108	19	31.294	1:28.804	25	31.369	1:28.462	27	35.516	1:28.348
19	29.149	1:30.388	30	31.758	1:29.622	19	31.833	1:27.566	30	35.572	1:28.218
27	29.236	1:29.608	27	31.875	1:29.298	27	34.076	1:29.228	3	48.573	1:30.657
57	37.546	1:31.047	57	42.257	1:31.370	30	34.262	1:29.531	57	48.887	1:30.539
3	37.924	1:31.488	3	42.864	1:31.599	3	44.824	1:28.987	39	49.938	1:31.547
17	38.245	1:31.140	39	43.234	1:31.469	57	45.256	1:30.026	17	49.958	1:30.319
39	38.424	1:30.098	17	44.115	1:32.529	39	45.299	1:29.092	11	52.512	1:30.313
11	43.658	1:31.072	11	46.398	1:29.399	17	46.547	1:29.459	37	54.163	1:29.749
37	45.573	1:32.842	37	48.708	1:29.794	11	49.107	1:29.736	45	1:03.379	1:32.056
45	50.744	1:30.574	45	54.176	1:30.091	37	51.322	1:29.641	722	1:03.640	1:30.113
16	52.676	1:31.698	722	55.963	1:29.831	45	58.231	1:31.082	43	1:03.641	1:30.739
722	52.791	1:31.021	16	56.116	1:30.099	16	59.164	1:30.075	16	1:03.784	1:31.528
43	53.919	1:32.184	43	56.689	1:29.429	43	59.810	1:30.148	75	1:05.239	1:29.219
46	1 Lap	1:44.313	75	1:00.911	1:30.026	722	1:00.435	1:31.499	78	1:09.710	1:31.200
21	56.877	1:31.326	169	1:01.521	1:30.170	75	1:02.928	1:29.044	20	1:10.190	1:32.087
75	57.544	1:30.406	21	1:01.952	1:31.734	20	1:05.011	1:29.821	169	1:12.742	1:31.824
169	58.010	1:31.709	20	1:02.217	1:30.699	78	1:05.418	1:29.598	21	1:18.529	1:30.123
20	58.177	1:32.271	78	1:02.847	1:30.453	169	1:07.826	1:33.332	66	1:27.875	1:33.145
78	59.053	1:29.650	46	1 Lap	1:40.766	21	1:15.314	1:40.389	14	1:28.168	1:32.903
66	1:08.664	1:33.032	66	1:16.105	1:34.100	46	1 Lap	1:39.787	9	1:35.128	1:35.399
14	1:09.336	1:33.858	14	1:16.152	1:33.475	66	1:21.638	1:32.560	46	1 Lap	1:41.880
9	1:14.542	1:33.004	9	1:21.080	1:33.197	14	1:22.173	1:33.048			
38	1 Lap	3:02.530 P				9	1:26.637	1:32.584			
58	1:26.402	1:33.554									

Weather / Track : Cloudy / Dry

BRSCC Mazda MX-5 Championship - 3B

RACE 12 - LAP ANALYSIS

DIFF = Difference To Personal Best Lap

P1 8 Michael FISK				
LAP	LAP TIME	DIFF	MPH	TIME OF DAY
1 -	1:33.381	7.195	76.29	14:56:15.101
2 -	1:27.656	1.470	81.27	14:57:42.757
3 -	1:26.687	0.501	82.18	14:59:09.444
4 -	1:26.747	0.561	82.13	15:00:36.191
5 -	1:26.754	0.568	82.12	15:02:02.945
6 -	1:26.186 (1)		82.66	15:03:29.131
7 -	1:26.428 (3)	0.242	82.43	15:04:55.559
8 -	1:27.005	0.819	81.88	15:06:22.564
9 -	1:26.722	0.536	82.15	15:07:49.286
10 -	1:26.552	0.366	82.31	15:09:15.838
11 -	1:26.363 (2)	0.177	82.49	15:10:42.201
12 -	1:26.659	0.473	82.21	15:12:08.860
13 -	1:27.027	0.841	81.86	15:13:35.887
14 -	1:26.908	0.722	81.97	15:15:02.795

P2 42 Paul BATEMAN (M)				
LAP	LAP TIME	DIFF	MPH	TIME OF DAY
1 -	1:34.001	7.559	75.79	14:56:15.721
2 -	1:27.814	1.372	81.13	14:57:43.535
3 -	1:26.770	0.328	82.10	14:59:10.305
4 -	1:26.523	0.081	82.34	15:00:36.828
5 -	1:26.516	0.074	82.35	15:02:03.344
6 -	1:26.442 (1)		82.42	15:03:29.786
7 -	1:26.487 (2)	0.045	82.37	15:04:56.273
8 -	1:26.832	0.390	82.05	15:06:23.105
9 -	1:26.490 (3)	0.048	82.37	15:07:49.595
10 -	1:27.147	0.705	81.75	15:09:16.742
11 -	1:26.537	0.095	82.33	15:10:43.279
12 -	1:30.321	3.879	78.88	15:12:13.600
13 -	1:26.680	0.238	82.19	15:13:40.280
14 -	1:28.414	1.972	80.58	15:15:08.694

P3 65 William HAYDEN				
LAP	LAP TIME	DIFF	MPH	TIME OF DAY
1 -	1:34.205	7.620	75.62	14:56:15.925
2 -	1:28.876	2.291	80.16	14:57:44.801
3 -	1:26.585 (1)		82.28	14:59:11.386
4 -	1:26.881 (2)	0.296	82.00	15:00:38.267
5 -	1:27.069 (3)	0.484	81.82	15:02:05.336
6 -	1:27.272	0.687	81.63	15:03:32.608
7 -	1:27.694	1.109	81.24	15:05:00.302
8 -	1:27.933	1.348	81.02	15:06:28.235
9 -	1:27.845	1.260	81.10	15:07:56.080
10 -	1:27.889	1.304	81.06	15:09:23.969
11 -	1:27.956	1.371	81.00	15:10:51.925
12 -	1:27.722	1.137	81.21	15:12:19.647
13 -	1:27.545	0.960	81.38	15:13:47.192
14 -	1:28.087	1.502	80.88	15:15:15.279

P4 18 Clive POWLES (M)				
LAP	LAP TIME	DIFF	MPH	TIME OF DAY
1 -	1:33.668	7.570	76.06	14:56:15.388
2 -	1:29.042	2.944	80.01	14:57:44.430
3 -	1:26.568	0.470	82.30	14:59:10.998
4 -	1:26.781	0.683	82.09	15:00:37.779
5 -	1:26.313 (3)	0.215	82.54	15:02:04.092
6 -	1:26.098 (1)		82.75	15:03:30.190
7 -	1:26.423	0.325	82.43	15:04:56.613
8 -	1:27.107	1.009	81.79	15:06:23.720

DIFF = Difference To Personal Best Lap

9 -	1:26.994	0.896	81.89	15:07:50.714
10 -	1:26.181 (2)	0.083	82.67	15:09:16.895
11 -	1:26.537	0.439	82.33	15:10:43.432
12 -	1:29.300	3.202	79.78	15:12:12.732
13 -	1:27.226	1.128	81.68	15:13:39.958
14 -	1:36.404	10.306	73.90	15:15:16.362

P5 27 Christopher STAPLETON				
LAP	LAP TIME	DIFF	MPH	TIME OF DAY
1 -	1:37.209	9.010	73.29	14:56:18.929
2 -	1:29.961	1.762	79.19	14:57:48.890
3 -	1:29.830	1.631	79.31	14:59:18.720
4 -	1:30.688	2.489	78.56	15:00:49.408
5 -	1:28.614	0.415	80.40	15:02:18.022
6 -	1:28.408 (3)	0.209	80.58	15:03:46.430
7 -	1:28.432	0.233	80.56	15:05:14.862
8 -	1:28.199 (1)		80.77	15:06:43.061
9 -	1:29.611	1.412	79.50	15:08:12.672
10 -	1:29.157	0.958	79.91	15:09:41.829
11 -	1:29.608	1.409	79.50	15:11:11.437
12 -	1:29.298	1.099	79.78	15:12:40.735
13 -	1:29.228	1.029	79.84	15:14:09.963
14 -	1:28.348 (2)	0.149	80.64	15:15:38.311

P6 30 Callum GREATREX				
LAP	LAP TIME	DIFF	MPH	TIME OF DAY
1 -	1:37.134	9.435	73.34	14:56:18.854
2 -	1:29.882	2.183	79.26	14:57:48.736
3 -	1:29.922	2.223	79.23	14:59:18.658
4 -	1:30.025	2.326	79.14	15:00:48.683
5 -	1:29.738	2.039	79.39	15:02:18.421
6 -	1:28.744	1.045	80.28	15:03:47.165
7 -	1:28.489 (3)	0.790	80.51	15:05:15.654
8 -	1:27.699 (1)		81.23	15:06:43.353
9 -	1:28.858	1.159	80.18	15:08:12.211
10 -	1:29.677	1.978	79.44	15:09:41.888
11 -	1:29.108	1.409	79.95	15:11:10.996
12 -	1:29.622	1.923	79.49	15:12:40.618
13 -	1:29.531	1.832	79.57	15:14:10.149
14 -	1:28.218 (2)	0.519	80.76	15:15:38.367

P7 3 Richard WOOTTEN				
LAP	LAP TIME	DIFF	MPH	TIME OF DAY
1 -	1:38.258	10.063	72.50	14:56:19.978
2 -	1:30.543	2.348	78.68	14:57:50.521
3 -	1:30.093	1.898	79.08	14:59:20.614
4 -	1:29.220	1.025	79.85	15:00:49.834
5 -	1:29.101 (3)	0.906	79.96	15:02:18.935
6 -	1:30.802	2.607	78.46	15:03:49.737
7 -	1:31.325	3.130	78.01	15:05:21.062
8 -	1:28.195 (1)		80.78	15:06:49.257
9 -	1:29.232	1.037	79.84	15:08:18.489
10 -	1:30.148	1.953	79.03	15:09:48.637
11 -	1:31.488	3.293	77.87	15:11:20.125
12 -	1:31.599	3.404	77.78	15:12:51.724
13 -	1:28.987 (2)	0.792	80.06	15:14:20.711
14 -	1:30.657	2.462	78.58	15:15:51.368

P8 57 Oliver JENKINS				
LAP	LAP TIME	DIFF	MPH	TIME OF DAY
1 -	1:38.683	10.537	72.19	14:56:20.403

Weather / Track : Cloudy / Dry

Donington Park National
Circuit Length = 1.9790 miles
Start: 14:54 Flag 15:15 End: 15:17

BRSCC Mazda MX-5 Championship - 3B

RACE 12 - LAP ANALYSIS

DIFF = Difference To Personal Best Lap

2 -	1:29.716	1.570	79.41	14:57:50.119
3 -	1:32.109	3.963	77.35	14:59:22.228
4 -	1:29.772	1.626	79.36	15:00:52.000
5 -	1:28.146 (1)		80.82	15:02:20.146
6 -	1:29.529	1.383	79.57	15:03:49.675
7 -	1:29.792	1.646	79.34	15:05:19.467
8 -	1:29.364 (3)	1.218	79.72	15:06:48.831
9 -	1:29.262 (2)	1.116	79.81	15:08:18.093
10 -	1:30.607	2.461	78.63	15:09:48.700
11 -	1:31.047	2.901	78.25	15:11:19.747
12 -	1:31.370	3.224	77.97	15:12:51.117
13 -	1:30.026	1.880	79.13	15:14:21.143
14 -	1:30.539	2.393	78.69	15:15:51.682

P9 39 Christina HOLLEY

LAP	LAP TIME	DIFF	MPH	TIME OF DAY
1 -	1:38.129	10.138	72.60	14:56:19.849
2 -	1:30.147	2.156	79.03	14:57:49.996
3 -	1:31.615	3.624	77.76	14:59:21.611
4 -	1:29.022	1.031	80.03	15:00:50.633
5 -	1:28.663 (3)	0.672	80.35	15:02:19.296
6 -	1:33.580	5.589	76.13	15:03:52.876
7 -	1:32.329	4.338	77.16	15:05:25.205
8 -	1:28.619 (2)	0.628	80.39	15:06:53.824
9 -	1:28.712	0.721	80.31	15:08:22.536
10 -	1:27.991 (1)		80.97	15:09:50.527
11 -	1:30.098	2.107	79.07	15:11:20.625
12 -	1:31.469	3.478	77.89	15:12:52.094
13 -	1:29.092	1.101	79.96	15:14:21.186
14 -	1:31.547	3.556	77.82	15:15:52.733

P10 17 Andrew MACGREGOR (M)

LAP	LAP TIME	DIFF	MPH	TIME OF DAY
1 -	1:39.261	10.561	71.77	14:56:20.981
2 -	1:29.675	0.975	79.44	14:57:50.656
3 -	1:30.951	2.251	78.33	14:59:21.607
4 -	1:29.466	0.766	79.63	15:00:51.073
5 -	1:28.700 (1)		80.32	15:02:19.773
6 -	1:30.523	1.823	78.70	15:03:50.296
7 -	1:31.328	2.628	78.01	15:05:21.624
8 -	1:29.188 (3)	0.488	79.88	15:06:50.812
9 -	1:29.645	0.945	79.47	15:08:20.457
10 -	1:28.849 (2)	0.149	80.18	15:09:49.306
11 -	1:31.140	2.440	78.17	15:11:20.446
12 -	1:32.529	3.829	76.99	15:12:52.975
13 -	1:29.459	0.759	79.64	15:14:22.434
14 -	1:30.319	1.619	78.88	15:15:52.753

P11 11 Sam JARVIS

LAP	LAP TIME	DIFF	MPH	TIME OF DAY
1 -	1:43.295	14.683	68.97	14:56:25.015
2 -	1:30.989	2.377	78.30	14:57:56.004
3 -	1:28.612 (1)		80.40	14:59:24.616
4 -	1:28.673 (2)	0.061	80.34	15:00:53.289
5 -	1:29.559	0.947	79.55	15:02:22.848
6 -	1:30.351	1.739	78.85	15:03:53.199
7 -	1:34.006	5.394	75.78	15:05:27.205
8 -	1:29.178	0.566	79.89	15:06:56.383
9 -	1:28.952 (3)	0.340	80.09	15:08:25.335
10 -	1:29.452	0.840	79.64	15:09:54.787
11 -	1:31.072	2.460	78.23	15:11:25.859
12 -	1:29.399	0.787	79.69	15:12:55.258

DIFF = Difference To Personal Best Lap

13 -	1:29.736	1.124	79.39	15:14:24.994
14 -	1:30.313	1.701	78.88	15:15:55.307

P12 37 Tim DORE

LAP	LAP TIME	DIFF	MPH	TIME OF DAY
1 -	1:39.934	10.778	71.29	14:56:21.654
2 -	1:29.812	0.656	79.32	14:57:51.466
3 -	1:30.415	1.259	78.79	14:59:21.881
4 -	1:31.052	1.896	78.24	15:00:52.933
5 -	1:32.035	2.879	77.41	15:02:24.968
6 -	1:29.336 (3)	0.180	79.75	15:03:54.304
7 -	1:31.924	2.768	77.50	15:05:26.228
8 -	1:29.156 (1)		79.91	15:06:55.384
9 -	1:29.278 (2)	0.122	79.80	15:08:24.662
10 -	1:30.270	1.114	78.92	15:09:54.932
11 -	1:32.842	3.686	76.73	15:11:27.774
12 -	1:29.794	0.638	79.34	15:12:57.568
13 -	1:29.641	0.485	79.47	15:14:27.209
14 -	1:29.749	0.593	79.38	15:15:56.958

P13 45 Graham RUMSEY (M)

LAP	LAP TIME	DIFF	MPH	TIME OF DAY
1 -	1:47.170	18.308	66.47	14:56:28.890
2 -	1:32.331	3.469	77.16	14:58:01.221
3 -	1:29.951	1.089	79.20	14:59:31.172
4 -	1:29.471 (2)	0.609	79.63	15:01:00.643
5 -	1:30.175	1.313	79.00	15:02:30.818
6 -	1:29.719 (3)	0.857	79.41	15:04:00.537
7 -	1:31.243	2.381	78.08	15:05:31.780
8 -	1:28.862 (1)		80.17	15:07:00.642
9 -	1:31.613	2.751	77.76	15:08:32.255
10 -	1:30.116	1.254	79.06	15:10:02.371
11 -	1:30.574	1.712	78.66	15:11:32.945
12 -	1:30.091	1.229	79.08	15:13:03.036
13 -	1:31.082	2.220	78.22	15:14:34.118
14 -	1:32.056	3.194	77.39	15:16:06.174

P14 722 Alan HAWKINS (M)

LAP	LAP TIME	DIFF	MPH	TIME OF DAY
1 -	1:48.321	19.104	65.77	14:56:30.041
2 -	1:32.055	2.838	77.39	14:58:02.096
3 -	1:29.762	0.545	79.37	14:59:31.858
4 -	1:29.666 (3)	0.449	79.45	15:01:01.524
5 -	1:30.810	1.593	78.45	15:02:32.334
6 -	1:32.683	3.466	76.87	15:04:05.017
7 -	1:30.435	1.218	78.78	15:05:35.452
8 -	1:29.897	0.680	79.25	15:07:05.349
9 -	1:29.217 (1)		79.85	15:08:34.566
10 -	1:29.405 (2)	0.188	79.68	15:10:03.971
11 -	1:31.021	1.804	78.27	15:11:34.992
12 -	1:29.831	0.614	79.31	15:13:04.823
13 -	1:31.499	2.282	77.86	15:14:36.322
14 -	1:30.113	0.896	79.06	15:16:06.435

P15 43 Simon WOODS

LAP	LAP TIME	DIFF	MPH	TIME OF DAY
1 -	1:43.613	14.432	68.76	14:56:25.333
2 -	1:32.154	2.973	77.31	14:57:57.487
3 -	1:31.342	2.161	77.99	14:59:28.829
4 -	1:30.148 (3)	0.967	79.03	15:00:58.977
5 -	1:30.919	1.738	78.36	15:02:29.896

Weather / Track : Cloudy / Dry

Donington Park National
Circuit Length = 1.9790 miles
Start: 14:54 Flag 15:15 End: 15:17

BRSCC Mazda MX-5 Championship - 3B

RACE 12 - LAP ANALYSIS

DIFF = Difference To Personal Best Lap

6 -	1:32.014	2.833	77.42	15:04:01.910
7 -	1:30.330	1.149	78.87	15:05:32.240
8 -	1:29.181 (1)		79.88	15:07:01.421
9 -	1:31.881	2.700	77.54	15:08:33.302
10 -	1:30.634	1.453	78.60	15:10:03.936
11 -	1:32.184	3.003	77.28	15:11:36.120
12 -	1:29.429 (2)	0.248	79.66	15:13:05.549
13 -	1:30.148 (3)	0.967	79.03	15:14:35.697
14 -	1:30.739	1.558	78.51	15:16:06.436

P16 16 Neil MACGREGOR (M)

LAP	LAP TIME	DIFF	MPH	TIME OF DAY
1 -	1:43.500	13.882	68.83	14:56:25.220
2 -	1:31.669	2.051	77.72	14:57:56.889
3 -	1:29.937 (2)	0.319	79.21	14:59:26.826
4 -	1:30.536	0.918	78.69	15:00:57.362
5 -	1:32.042	2.424	77.40	15:02:29.404
6 -	1:30.468	0.850	78.75	15:03:59.872
7 -	1:30.571	0.953	78.66	15:05:30.443
8 -	1:29.618 (1)		79.50	15:07:00.061
9 -	1:32.599	2.981	76.94	15:08:32.660
10 -	1:30.519	0.901	78.70	15:10:03.179
11 -	1:31.698	2.080	77.69	15:11:34.877
12 -	1:30.099	0.481	79.07	15:13:04.976
13 -	1:30.075 (3)	0.457	79.09	15:14:35.051
14 -	1:31.528	1.910	77.84	15:16:06.579

P17 75 Bruce CARTER (M)

LAP	LAP TIME	DIFF	MPH	TIME OF DAY
1 -	1:58.676	30.010	60.03	14:56:40.396
2 -	1:30.144	1.478	79.03	14:58:10.540
3 -	1:30.426	1.760	78.78	14:59:40.966
4 -	1:29.119	0.453	79.94	15:01:10.085
5 -	1:30.984	2.318	78.30	15:02:41.069
6 -	1:30.021	1.355	79.14	15:04:11.090
7 -	1:30.054	1.388	79.11	15:05:41.144
8 -	1:30.696	2.030	78.55	15:07:11.840
9 -	1:28.833 (2)	0.167	80.20	15:08:40.673
10 -	1:28.666 (1)		80.35	15:10:09.339
11 -	1:30.406	1.740	78.80	15:11:39.745
12 -	1:30.026	1.360	79.13	15:13:09.771
13 -	1:29.044 (3)	0.378	80.01	15:14:38.815
14 -	1:29.219	0.553	79.85	15:16:08.034

P18 78 Richard BARTLETT (M)

LAP	LAP TIME	DIFF	MPH	TIME OF DAY
1 -	1:38.508	10.004	72.32	14:56:20.228
2 -	1:31.433	2.929	77.92	14:57:51.661
3 -	1:30.619	2.115	78.62	14:59:22.280
4 -	1:30.798	2.294	78.46	15:00:53.078
5 -	1:49.926	21.422	64.81	15:02:43.004
6 -	1:29.308 (3)	0.804	79.77	15:04:12.312
7 -	1:30.389	1.885	78.82	15:05:42.701
8 -	1:31.421	2.917	77.93	15:07:14.122
9 -	1:28.978 (2)	0.474	80.07	15:08:43.100
10 -	1:28.504 (1)		80.50	15:10:11.604
11 -	1:29.650	1.146	79.47	15:11:41.254
12 -	1:30.453	1.949	78.76	15:13:11.707
13 -	1:29.598	1.094	79.51	15:14:41.305
14 -	1:31.200	2.696	78.12	15:16:12.505

DIFF = Difference To Personal Best Lap

P19 20 Christopher GINN(M)				
LAP	LAP TIME	DIFF	MPH	TIME OF DAY
1 -	1:43.844	14.241	68.60	14:56:25.564
2 -	1:32.917	3.314	76.67	14:57:58.481
3 -	1:32.578	2.975	76.95	14:59:31.059
4 -	1:31.061	1.458	78.24	15:01:02.120
5 -	1:30.389	0.786	78.82	15:02:32.509
6 -	1:32.906	3.303	76.68	15:04:05.415
7 -	1:32.348	2.745	77.14	15:05:37.763
8 -	1:29.603 (1)		79.51	15:07:07.366
9 -	1:30.572	0.969	78.66	15:08:37.938
10 -	1:30.169 (3)	0.566	79.01	15:10:08.107
11 -	1:32.271	2.668	77.21	15:11:40.378
12 -	1:30.699	1.096	78.55	15:13:11.077
13 -	1:29.821 (2)	0.218	79.32	15:14:40.898
14 -	1:32.087	2.484	77.36	15:16:12.985

P20 169 George GRANT (M)

LAP	LAP TIME	DIFF	MPH	TIME OF DAY
1 -	1:47.883	18.682	66.04	14:56:29.603
2 -	1:33.178	3.977	76.46	14:58:02.781
3 -	1:29.398 (2)	0.197	79.69	14:59:32.179
4 -	1:31.045	1.844	78.25	15:01:03.224
5 -	1:30.226	1.025	78.96	15:02:33.450
6 -	1:32.663	3.462	76.88	15:04:06.113
7 -	1:33.196	3.995	76.44	15:05:39.309
8 -	1:29.735 (3)	0.534	79.39	15:07:09.044
9 -	1:29.201 (1)		79.87	15:08:38.245
10 -	1:30.257	1.056	78.93	15:10:08.502
11 -	1:31.709	2.508	77.68	15:11:40.211
12 -	1:30.170	0.969	79.01	15:13:10.381
13 -	1:33.332	4.131	76.33	15:14:43.713
14 -	1:31.824	2.623	77.59	15:16:15.537

P21 21 Orlando LINDSAY

LAP	LAP TIME	DIFF	MPH	TIME OF DAY
1 -	1:51.206	22.253	64.06	14:56:32.926
2 -	1:31.122	2.169	78.18	14:58:04.048
3 -	1:31.292	2.339	78.04	14:59:35.340
4 -	1:30.149	1.196	79.03	15:01:05.489
5 -	1:30.500	1.547	78.72	15:02:35.989
6 -	1:30.088 (3)	1.135	79.08	15:04:06.077
7 -	1:32.806	3.853	76.76	15:05:38.883
8 -	1:28.953 (1)		80.09	15:07:07.836
9 -	1:29.803 (2)	0.850	79.33	15:08:37.639
10 -	1:30.113	1.160	79.06	15:10:07.752
11 -	1:31.326	2.373	78.01	15:11:39.078
12 -	1:31.734	2.781	77.66	15:13:10.812
13 -	1:40.389	11.436	70.97	15:14:51.201
14 -	1:30.123	1.170	79.05	15:16:21.324

P22 66 Daniel DENHAM

LAP	LAP TIME	DIFF	MPH	TIME OF DAY
1 -	1:45.322	15.495	67.64	14:56:27.042
2 -	1:35.161	5.334	74.86	14:58:02.203
3 -	1:34.520	4.693	75.37	14:59:36.723
4 -	1:32.024	2.197	77.42	15:01:08.747
5 -	1:32.005	2.178	77.43	15:02:40.752
6 -	1:36.804	6.977	73.59	15:04:17.556
7 -	1:29.908 (2)	0.081	79.24	15:05:47.464
8 -	1:30.377	0.550	78.83	15:07:17.841

Donington Park National
 Circuit Length = 1.9790 miles
 Start: 14:54 Flag 15:15 End: 15:17

Weather / Track : Cloudy / Dry

BRSCC Mazda MX-5 Championship - 3B

RACE 12 - LAP ANALYSIS

DIFF = Difference To Personal Best Lap

9 -	1:30.165 (3)	0.338	79.01	15:08:48.006
10 -	1:29.827 (1)		79.31	15:10:17.833
11 -	1:33.032	3.205	76.58	15:11:50.865
12 -	1:34.100	4.273	75.71	15:13:24.965
13 -	1:32.560	2.733	76.97	15:14:57.525
14 -	1:33.145	3.318	76.48	15:16:30.670

P23 14 Elliott HANN

LAP	LAP TIME	DIFF	MPH	TIME OF DAY
1 -	1:44.532	13.711	68.15	14:56:26.252
2 -	1:31.915 (3)	1.094	77.51	14:57:58.167
3 -	1:32.909	2.088	76.68	14:59:31.076
4 -	1:32.005	1.184	77.43	15:01:03.081
5 -	1:34.040	3.219	75.76	15:02:37.121
6 -	1:32.572	1.751	76.96	15:04:09.693
7 -	1:32.603	1.782	76.93	15:05:42.296
8 -	1:32.725	1.904	76.83	15:07:15.021
9 -	1:30.821 (1)		78.44	15:08:45.842
10 -	1:31.837 (2)	1.016	77.57	15:10:17.679
11 -	1:33.858	3.037	75.90	15:11:51.537
12 -	1:33.475	2.654	76.21	15:13:25.012
13 -	1:33.048	2.227	76.56	15:14:58.060
14 -	1:32.903	2.082	76.68	15:16:30.963

P24 9 James LOVE

LAP	LAP TIME	DIFF	MPH	TIME OF DAY
1 -	1:45.190	13.885	67.73	14:56:26.910
2 -	1:35.686	4.381	74.45	14:58:02.596
3 -	1:33.542	2.237	76.16	14:59:36.138
4 -	1:33.370	2.065	76.30	15:01:09.508
5 -	1:33.227	1.922	76.42	15:02:42.735
6 -	1:31.848 (2)	0.543	77.56	15:04:14.583
7 -	1:31.305 (1)		78.03	15:05:45.888
8 -	1:32.413 (3)	1.108	77.09	15:07:18.301
9 -	1:32.970	1.665	76.63	15:08:51.271
10 -	1:32.468	1.163	77.04	15:10:23.739
11 -	1:33.004	1.699	76.60	15:11:56.743
12 -	1:33.197	1.892	76.44	15:13:29.940
13 -	1:32.584	1.279	76.95	15:15:02.524
14 -	1:35.399	4.094	74.68	15:16:37.923

P25 58 Dale WHITEMAN (M)

LAP	LAP TIME	DIFF	MPH	TIME OF DAY
1 -	1:52.948	20.704	63.07	14:56:34.668
2 -	1:35.298	3.054	74.76	14:58:09.966
3 -	1:34.471	2.227	75.41	14:59:44.437
4 -	1:33.952	1.708	75.83	15:01:18.389
5 -	1:33.154	0.910	76.48	15:02:51.543
6 -	1:32.569 (3)	0.325	76.96	15:04:24.112
7 -	1:32.473 (2)	0.229	77.04	15:05:56.585
8 -	1:32.244 (1)		77.23	15:07:28.829
9 -	1:32.650	0.406	76.89	15:09:01.479
10 -	1:33.570	1.326	76.14	15:10:35.049
11 -	1:33.554	1.310	76.15	15:12:08.603
12 -	1:33.943	1.699	75.84	15:13:42.546
13 -	1:33.614	1.370	76.10	15:15:16.160

P26 46 David RICKARDS (M)

LAP	LAP TIME	DIFF	MPH	TIME OF DAY
1 -	1:52.190	13.365	63.50	14:56:33.910
2 -	1:40.522	1.697	70.87	14:58:14.432

DIFF = Difference To Personal Best Lap

3 -	1:38.944 (2)	0.119	72.00	14:59:53.376
4 -	1:39.398 (3)	0.573	71.67	15:01:32.774
5 -	1:39.993	1.168	71.25	15:03:12.767
6 -	1:38.825 (1)		72.09	15:04:51.592
7 -	1:40.830	2.005	70.65	15:06:32.422
8 -	1:39.794	0.969	71.39	15:08:12.216
9 -	1:39.808	0.983	71.38	15:09:52.024
10 -	1:44.313	5.488	68.30	15:11:36.337
11 -	1:40.766	1.941	70.70	15:13:17.103
12 -	1:39.787	0.962	71.39	15:14:56.890
13 -	1:41.880	3.055	69.93	15:16:38.770

P27 25 Ivan LEARY (M)

LAP	LAP TIME	DIFF	MPH	TIME OF DAY
1 -	1:36.062	8.027	74.16	14:56:17.782
2 -	1:28.493	0.458	80.51	14:57:46.275
3 -	1:28.335 (3)	0.300	80.65	14:59:14.610
4 -	1:28.035 (1)		80.92	15:00:42.645
5 -	1:28.344	0.309	80.64	15:02:10.989
6 -	1:29.669	1.634	79.45	15:03:40.658
7 -	1:29.972	1.937	79.18	15:05:10.630
8 -	1:30.615	2.580	78.62	15:06:41.245
9 -	1:29.402	1.367	79.69	15:08:10.647
10 -	1:30.765	2.730	78.49	15:09:41.412
11 -	1:29.075	1.040	79.98	15:11:10.487
12 -	1:28.307 (2)	0.272	80.68	15:12:38.794
13 -	1:28.462	0.427	80.53	15:14:07.256

P28 19 Oliver ROBINSON (M)

LAP	LAP TIME	DIFF	MPH	TIME OF DAY
1 -	1:35.737	8.171	74.41	14:56:17.457
2 -	1:28.149 (3)	0.583	80.82	14:57:45.606
3 -	1:27.871 (2)	0.305	81.08	14:59:13.477
4 -	1:28.232	0.666	80.74	15:00:41.709
5 -	1:29.412	1.846	79.68	15:02:11.121
6 -	1:29.336	1.770	79.75	15:03:40.457
7 -	1:30.301	2.735	78.89	15:05:10.758
8 -	1:30.395	2.829	78.81	15:06:41.153
9 -	1:29.390	1.824	79.70	15:08:10.543
10 -	1:30.419	2.853	78.79	15:09:40.962
11 -	1:30.388	2.822	78.82	15:11:11.350
12 -	1:28.804	1.238	80.22	15:12:40.154
13 -	1:27.566 (1)		81.36	15:14:07.720

P29 38 Shanel DREWE

LAP	LAP TIME	DIFF	MPH	TIME OF DAY
1 -	1:42.020	11.327	69.83	14:56:23.740
2 -	1:33.809	3.116	75.94	14:57:57.549
3 -	1:32.538 (3)	1.845	76.99	14:59:30.087
4 -	1:31.012 (2)	0.319	78.28	15:01:01.099
5 -	1:30.693 (1)		78.55	15:02:31.792
6 -	1:33.889	3.196	75.88	15:04:05.681
7 -	1:33.099	2.406	76.52	15:05:38.780
8 -	1:39.062	8.369	71.92	15:07:17.842
9 -	1:38.777	8.084	72.12	15:08:56.619
10 -	3:02.530 P	1:31.837	39.03	15:11:59.149

P30 291 Luke SOUCH

LAP	LAP TIME	DIFF	MPH	TIME OF DAY
1 -	1:42.486	14.014	69.51	14:56:24.206
2 -	1:32.199 (3)	3.727	77.27	14:57:56.405

Weather / Track : Cloudy / Dry

Donington Park National
Circuit Length = 1.9790 miles
Start: 14:54 Flag 15:15 End: 15:17

BRSCC Mazda MX-5 Championship - 3B

RACE 12 - LAP ANALYSIS


DIFF = Difference To Personal Best Lap

3 -	1:28.932 (2)	0.460	80.11	14:59:25.337
4 -	1:28.472 (1)		80.52	15:00:53.809
5 -	1:36.629 P	8.157	73.73	15:02:30.438

P31 90 Bruce ROBINSON (M)				
LAP	LAP TIME	DIFF	MPH	TIME OF DAY
1 -	1:46.499	16.979	66.89	14:56:28.219
2 -	1:30.426 (3)	0.906	78.78	14:57:58.645
3 -	1:29.835 (2)	0.315	79.30	14:59:28.480
4 -	1:29.520 (1)		79.58	15:00:58.000
5 -	1:34.637	5.117	75.28	15:02:32.637

BRSCC Mazda MX-5 Championship - 3A

RACE 14 - GRID (20 minutes)

ROW 16	31	2	Jake STYLES			
ROW 15	29	411	Joshua BRENT	30	31	Bryn GRIFFITHS (M)
ROW 14	27	158	Mike COMBER	28	76	Erik BLIXT
ROW 13	25	56	Thomas JENKINS	26	96	Charles MUGGLESTONE
ROW 12	23	24	Oliver GRAHAM	24	79	Rafal DRZASZCZ
ROW 11	21	60	Nick LE DOYEN (M)	22	26	Charlie RAWLES
ROW 10	19	94	Charlie BURGE	20	544	Jack MOODY
ROW 9	17	55	Matt POLLARD	18	81	Sebastian FISHER
ROW 8	15	74	Clive CHISNALL (M)	16	13	Scott LEACH (M)
ROW 7	13	54	Marcus BAILEY (M)	14	7	Adrian BURGE (M)
ROW 6	11	93	Jack BREWER	12	29	Adam CRAIG
ROW 5	9	23	Martin TOLLEY (M)	10	140	Ben HANCY
ROW 4	7	33	Jason GREATREX	8	77	Stephen FODEN
ROW 3	5	83	Brian TROTT (M)	6	1	Will BLACKWELL-CHAMBERS
ROW 2	3	36	Samuel SMITH	4	67	Ben SHORT
ROW 1	1	5	John LANGRIDGE	2	63	Oliver ALLWOOD
Pole						
						

Donington Park National
Circuit Length = 1.9790 miles

These results are provisional until the conclusion of any judicial and technical matters.

Clerk Of Course :	Timekeeper :

BRSCC Mazda MX-5 Championship - 3A

RACE 14 - SECOND PART - CLASSIFICATION

POS	NO	NAME	ENTRY	LAPS	TIME	GAP	DIFF	MPH	BEST	ON
1	67	Ben SHORT	Mazda MX-5 Mk1	7	10:06.712			81.97	1:25.471	2
2	77	Stephen FODEN	Mazda MX-5 Mk1	7	10:10.425	3.713	3.713	81.47	1:25.731	6
3	83	Brian TROTT (M)	Mazda MX-5 Mk1	7	10:10.706	3.994	0.281	81.44	1:25.779	5
4	1	Will BLACKWELL-CHAMBERS	Mazda MX-5 Mk1	7	10:11.019	4.307	0.313	81.39	1:25.773	6
5	29	Adam CRAIG	Mazda MX-5 Mk1	7	10:11.293	4.581	0.274	81.36	1:25.933	2
6	158	Mike COMBER	Mazda MX-5 Mk1	7	10:13.761	7.049	2.468	81.03	1:26.097	6
7	55	Matt POLLARD	Mazda MX-5 Mk1	7	10:15.141	8.429	1.380	80.85	1:26.183	5
8	54	Marcus BAILEY (M)	Mazda MX-5 Mk1	7	10:20.449	13.737	5.308	80.16	1:26.733	3
9	544	Jack MOODY	Mazda MX-5 Mk1	7	10:20.823	14.111	0.374	80.11	1:27.255	3
10	76	Erik BLIXT	Mazda MX-5 Mk1	7	10:23.380	16.668	2.557	79.78	1:26.076	3
11	13	Scott LEACH (M)	Mazda MX-5 Mk1	7	10:23.405	16.693	0.025	79.78	1:26.755	4
12	33	Jason GREATREX	Mazda MX-5 Mk1	7	10:23.481	16.769	0.076	79.77	1:26.698	6
13	31	Bryn GRIFFITHS (M)	Mazda MX-5 Mk1	7	10:23.786	17.074	0.305	79.73	1:26.589	7
14	7	Adrian BURGE (M)	Mazda MX-5 Mk1	7	10:28.803	22.091	5.017	79.09	1:27.225	7
15	26	Charlie RAWLES	Mazda MX-5 Mk1	7	10:31.461	24.749	2.658	78.76	1:27.817	3
16	60	Nick LE DOYEN (M)	Mazda MX-5 Mk1	7	10:33.236	26.524	1.775	78.54	1:27.796	3
17	24	Oliver GRAHAM	Mazda MX-5 Mk1	7	10:33.421	26.709	0.185	78.51	1:28.293	5
18	79	Rafal DRZASZCZ	Mazda MX-5 Mk1	7	10:33.545	26.833	0.124	78.50	1:27.823	3
19	96	Charles MUGGLESTONE	Mazda MX-5 Mk1	7	10:34.741	28.029	1.196	78.35	1:28.897	7

NOT CLASSIFIED

DNF	74	Clive CHISNALL (M)	Mazda MX-5 Mk1	6	9:05.697	1 Lap	1 Lap	78.08	1:27.761	3
DNF	56	Thomas JENKINS	Mazda MX-5 Mk1	6	9:06.155	1 Lap	0.458	78.02	1:27.606	5

FASTEST LAP

	67	Ben SHORT	Mazda MX-5 Mk1	2	1:25.471			83.35 mph	134.15 kph	
--	----	-----------	----------------	---	----------	--	--	-----------	------------	--

Cars 2, 5, 23, 36, 63, 81, 93, 140 & 411 did not take the restart

Second Part Classification in accordance with Q5.4.2

Details of all starters & original fastest laps are available in the First Part Information Sheet

Weather / Track : Cloudy / Dry

These results are provisional until the conclusion of any judicial and technical matters.

Donington Park National

Circuit Length = 1.9790 miles

Start: 16:27 Flag 16:37 End: 16:39

Clerk Of Course :		Timekeeper :	
-------------------	--	--------------	--

BRSCC Mazda MX-5 Championship - 3A

RACE 14 - RED - FIRST PART RED FLAG STOP - INFORMATION SHEET

NOT CLASSIFIED

DNF	67	Ben SHORT	Mazda MX-5 Mk1	4	5:49.764			81.08	1:25.559	4
DNF	5	John LANGRIDGE	Mazda MX-5 Mk1	4	5:50.414	0.650	0.650	80.93	1:25.559	4
DNF	63	Oliver ALLWOOD	Mazda MX-5 Mk1	4	5:51.117	1.353	0.703	80.77	1:26.024	2
DNF	83	Brian TROTT (M)	Mazda MX-5 Mk1	4	5:52.966	3.202	1.849	80.35	1:25.391	3
DNF	1	Will BLACKWELL-CHAMBERS	Mazda MX-5 Mk1	4	5:53.598	3.834	0.632	80.20	1:25.770	3
DNF	23	Martin TOLLEY (M)	Mazda MX-5 Mk1	4	5:54.101	4.337	0.503	80.09	1:26.048	3
DNF	36	Samuel SMITH	Mazda MX-5 Mk1	4	5:54.292	4.528	0.191	80.05	1:26.101	2
DNF	77	Stephen FODEN	Mazda MX-5 Mk1	4	5:54.581	4.817	0.289	79.98	1:25.746	3
DNF	33	Jason GREATREX	Mazda MX-5 Mk1	4	5:54.865	5.101	0.284	79.92	1:25.603	3
DNF	140	Ben HANCY	Mazda MX-5 Mk1	4	5:58.871	9.107	4.006	79.03	1:27.200	4
DNF	29	Adam CRAIG	Mazda MX-5 Mk1	4	5:59.399	9.635	0.528	78.91	1:26.947	3
DNF	54	Marcus BAILEY (M)	Mazda MX-5 Mk1	4	5:59.987	10.223	0.588	78.78	1:27.161	4
DNF	93	Jack BREWER	Mazda MX-5 Mk1	4	6:00.254	10.490	0.267	78.72	1:27.285	3
DNF	81	Sebastian FISHER	Mazda MX-5 Mk1	4	6:00.485	10.721	0.231	78.67	1:27.267	4
DNF	13	Scott LEACH (M)	Mazda MX-5 Mk1	4	6:01.247	11.483	0.762	78.51	1:27.577	4
DNF	55	Matt POLLARD	Mazda MX-5 Mk1	4	6:01.769	12.005	0.522	78.39	1:27.468	3
DNF	544	Jack MOODY	Mazda MX-5 Mk1	4	6:02.099	12.335	0.330	78.32	1:26.819	3
DNF	158	Mike COMBER	Mazda MX-5 Mk1	4	6:03.128	13.364	1.029	78.10	1:25.878	4
DNF	31	Bryn GRIFFITHS (M)	Mazda MX-5 Mk1	4	6:09.331	19.567	6.203	76.79	1:27.836	4
DNF	96	Charles MUGGLESTONE	Mazda MX-5 Mk1	4	6:09.911	20.147	0.580	76.67	1:28.083	3
DNF	26	Charlie RAWLES	Mazda MX-5 Mk1	4	6:15.983	26.219	6.072	75.43	1:30.851	3
DNF	79	Rafal DRZASZCZ	Mazda MX-5 Mk1	4	6:16.144	26.380	0.161	75.40	1:28.638	3
DNF	56	Thomas JENKINS	Mazda MX-5 Mk1	4	6:17.393	27.629	1.249	75.15	1:29.467	3
DNF	74	Clive CHISNALL (M)	Mazda MX-5 Mk1	4	6:18.428	28.664	1.035	74.94	1:28.358	3
DNF	76	Erik BLIXT	Mazda MX-5 Mk1	4	6:21.534	31.770	3.106	74.33	1:29.384	3
DNF	24	Oliver GRAHAM	Mazda MX-5 Mk1	4	6:28.804	39.040	7.270	72.94	1:29.961	3
DNF	7	Adrian BURGE (M)	Mazda MX-5 Mk1	4	6:30.590	40.826	1.786	72.61	1:28.580	3
DNF	2	Jake STYLES	Mazda MX-5 Mk1	3	4:41.883	1 Lap	1 Lap	75.34	1:28.472	3
DNF	411	Joshua BRENT	Mazda MX-5 Mk1	3	4:43.096	1 Lap	1.213	75.01	1:29.213	3
DNF	60	Nick LE DOYEN (M)	Mazda MX-5 Mk1	3	4:58.367	1 Lap	15.271	71.17	1:29.733	3
DNF	94	Charlie BURGE	Mazda MX-5 Mk1	0						

FASTEST LAP

83	Brian TROTT (M)	Mazda MX-5 Mk1	3	1:25.391	83.43 mph	134.27 kph
----	-----------------	----------------	---	----------	-----------	------------

Weather / Track : Cloudy / Dry

These results are provisional until the conclusion of any judicial and technical matters.

Donington Park National
Circuit Length = 1.9790 miles
Start: 15:59 Flag 00:00 End: 16:07

Clerk Of Course :	Timekeeper :
-------------------	--------------

BRSCC Mazda MX-5 Championship - 3A

RACE 14 - LAP CHART

LAP 1 @ 16:28:52.608			LAP 2 @ 16:30:18.079			LAP 3 @ 16:31:43.872			LAP 4 @ 16:33:09.875			LAP 5 @ 16:34:35.822		
NO	BEHIND	LAP TIME	NO	BEHIND	LAP TIME	NO	BEHIND	LAP TIME	NO	BEHIND	LAP TIME	NO	BEHIND	LAP TIME
67		1:31.166	67		1:25.471	67		1:25.793	67		1:26.003	67		1:25.947
77	1.377	1:32.543	77	2.071	1:26.165	77	2.630	1:26.352	83	3.230	1:26.277	83	3.062	1:25.779
1	1.675	1:32.841	1	2.172	1:25.968	1	2.761	1:26.382	1	3.411	1:26.653	77	3.959	1:26.219
83	1.778	1:32.944	29	2.420	1:25.933	83	2.956	1:26.016	77	3.687	1:27.060	1	4.067	1:26.603
29	1.958	1:33.124	83	2.733	1:26.426	29	3.433	1:26.806	29	4.013	1:26.583	29	4.179	1:26.113
55	3.864	1:35.030	158	5.843	1:26.725	158	6.384	1:26.334	158	6.722	1:26.341	158	7.115	1:26.340
544	4.290	1:35.456	55	6.333	1:27.940	55	7.160	1:26.620	55	7.527	1:26.370	55	7.763	1:26.183
13	4.292	1:35.458	544	6.491	1:27.672	13	7.847	1:26.800	13	8.599	1:26.755	54	11.023	1:27.877
158	4.589	1:35.755	13	6.840	1:28.019	544	7.953	1:27.255	54	9.093	1:26.971	544	11.435	1:28.077
54	5.163	1:36.329	54	7.185	1:27.493	54	8.125	1:26.733	544	9.305	1:27.355	76	11.713	1:27.804
96	5.887	1:37.053	76	9.426	1:28.360	76	9.709	1:26.076	76	9.856	1:26.150	13	12.234	1:29.582
31	6.038	1:37.204	31	10.255	1:29.688	31	12.468	1:28.006	31	14.153	1:27.688	33	15.547	1:26.834
24	6.424	1:37.590	96	10.357	1:29.941	96	13.642	1:29.078	33	14.660	1:26.932	31	15.749	1:27.543
76	6.537	1:37.703	33	10.486	1:27.819	33	13.731	1:29.038	96	16.936	1:29.297	7	19.961	1:28.293
56	7.238	1:38.404	24	10.798	1:29.845	24	13.992	1:28.987	26	17.120	1:28.611	26	20.028	1:28.855
33	8.138	1:39.304	7	11.547	1:28.427	7	14.062	1:28.308	7	17.615	1:29.556	74	20.805	1:28.276
7	8.591	1:39.757	74	12.362	1:28.989	74	14.330	1:27.761	74	18.476	1:30.149	96	20.838	1:29.849
74	8.844	1:40.010	26	12.488	1:28.903	26	14.512	1:27.817	24	18.820	1:30.831	60	20.979	1:27.908
26	9.056	1:40.222	56	12.754	1:30.987	60	14.947	1:27.796	60	19.018	1:30.074	24	21.166	1:28.293
79	9.313	1:40.479	60	12.944	1:28.217	79	15.216	1:27.823	79	19.225	1:30.012	79	21.319	1:28.041
60	10.198	1:41.364	79	13.186	1:29.344	56	18.791	1:31.830	56	20.973	1:28.185	56	22.632	1:27.606

Weather / Track : Cloudy / Dry

BRSCC Mazda MX-5 Championship - 3A

RACE 14 - LAP CHART

LAP 6 @ 16:36:01.579			LAP 7 @ 16:37:28.154		
NO	BEHIND	LAP TIME	NO	BEHIND	LAP TIME
67		1:25.757	67		1:26.575
83	3.437	1:26.132	77	3.713	1:26.355
77	3.933	1:25.731	83	3.994	1:27.132
1	4.083	1:25.773	1	4.307	1:26.799
29	4.365	1:25.943	29	4.581	1:26.791
158	7.455	1:26.097	158	7.049	1:26.169
55	8.300	1:26.294	55	8.429	1:26.704
54	12.283	1:27.017	54	13.737	1:28.029
76	12.502	1:26.546	544	14.111	1:27.621
544	13.065	1:27.387	76	16.668	1:30.741
13	14.951	1:28.474	13	16.693	1:28.317
33	16.488	1:26.698	33	16.769	1:26.856
31	17.060	1:27.068	31	17.074	1:26.589
7	21.441	1:27.237	7	22.091	1:27.225
26	22.525	1:28.254	26	24.749	1:28.799
60	24.433	1:29.211	60	26.524	1:28.666
24	24.551	1:29.142	24	26.709	1:28.733
79	24.673	1:29.111	79	26.833	1:28.735
74	25.560	1:30.512	96	28.029	1:28.897
96	25.707	1:30.626			
56	26.018	1:29.143			

Weather / Track : Cloudy / Dry

Results can be found at www.tsl-timing.com

Page 2 of 2

Donington Park National
Circuit Length = 1.9790 miles
Start: 16:27 Flag 16:37 End: 16:39

Printed - 16:50 Sunday, 21 October 2018

BRSCC Mazda MX-5 Championship - 3A

RACE 14 - LAP ANALYSIS

DIFF = Difference To Personal Best Lap

P1 67 Ben SHORT				
LAP	LAP TIME	DIFF	MPH	TIME OF DAY
1 -	1:31.166	5.695	78.15	16:28:52.608
2 -	1:25.471 (1)		83.35	16:30:18.079
3 -	1:25.793 (3)	0.322	83.04	16:31:43.872
4 -	1:26.003	0.532	82.84	16:33:09.875
5 -	1:25.947	0.476	82.89	16:34:35.822
6 -	1:25.757 (2)	0.286	83.07	16:36:01.579
7 -	1:26.575	1.104	82.29	16:37:28.154

P2 77 Stephen FODEN				
LAP	LAP TIME	DIFF	MPH	TIME OF DAY
1 -	1:32.543	6.812	76.98	16:28:53.985
2 -	1:26.165 (2)	0.434	82.68	16:30:20.150
3 -	1:26.352	0.621	82.50	16:31:46.502
4 -	1:27.060	1.329	81.83	16:33:13.562
5 -	1:26.219 (3)	0.488	82.63	16:34:39.781
6 -	1:25.731 (1)		83.10	16:36:05.512
7 -	1:26.355	0.624	82.50	16:37:31.867

P3 83 Brian TROTT (M)				
LAP	LAP TIME	DIFF	MPH	TIME OF DAY
1 -	1:32.944	7.165	76.65	16:28:54.386
2 -	1:26.426	0.647	82.43	16:30:20.812
3 -	1:26.016 (2)	0.237	82.82	16:31:46.828
4 -	1:26.277	0.498	82.57	16:33:13.105
5 -	1:25.779 (1)		83.05	16:34:38.884
6 -	1:26.132 (3)	0.353	82.71	16:36:05.016
7 -	1:27.132	1.353	81.76	16:37:32.148

P4 1 Will BLACKWELL-CHAMBERS				
LAP	LAP TIME	DIFF	MPH	TIME OF DAY
1 -	1:32.841	7.068	76.74	16:28:54.283
2 -	1:25.968 (2)	0.195	82.87	16:30:20.251
3 -	1:26.382 (3)	0.609	82.47	16:31:46.633
4 -	1:26.653	0.880	82.22	16:33:13.286
5 -	1:26.603	0.830	82.26	16:34:39.889
6 -	1:25.773 (1)		83.06	16:36:05.662
7 -	1:26.799	1.026	82.08	16:37:32.461

P5 29 Adam CRAIG				
LAP	LAP TIME	DIFF	MPH	TIME OF DAY
1 -	1:33.124	7.191	76.50	16:28:54.566
2 -	1:25.933 (1)		82.90	16:30:20.499
3 -	1:26.806	0.873	82.07	16:31:47.305
4 -	1:26.583	0.650	82.28	16:33:13.888
5 -	1:26.113 (3)	0.180	82.73	16:34:40.001
6 -	1:25.943 (2)	0.010	82.89	16:36:05.944
7 -	1:26.791	0.858	82.08	16:37:32.735

P6 158 Mike COMBER				
LAP	LAP TIME	DIFF	MPH	TIME OF DAY
1 -	1:35.755	9.658	74.40	16:28:57.197
2 -	1:26.725	0.628	82.15	16:30:23.922
3 -	1:26.334 (3)	0.237	82.52	16:31:50.256
4 -	1:26.341	0.244	82.51	16:33:16.597
5 -	1:26.340	0.243	82.51	16:34:42.937
6 -	1:26.097 (1)		82.75	16:36:09.034
7 -	1:26.169 (2)	0.072	82.68	16:37:35.203

DIFF = Difference To Personal Best Lap

P7 55 Matt POLLARD				
LAP	LAP TIME	DIFF	MPH	TIME OF DAY
1 -	1:35.030	8.847	74.97	16:28:56.472
2 -	1:27.940	1.757	81.01	16:30:24.412
3 -	1:26.620	0.437	82.25	16:31:51.032
4 -	1:26.370 (3)	0.187	82.48	16:33:17.402
5 -	1:26.183 (1)		82.66	16:34:43.585
6 -	1:26.294 (2)	0.111	82.56	16:36:09.879
7 -	1:26.704	0.521	82.17	16:37:36.583

P8 54 Marcus BAILEY (M)				
LAP	LAP TIME	DIFF	MPH	TIME OF DAY
1 -	1:36.329	9.596	73.96	16:28:57.771
2 -	1:27.493	0.760	81.43	16:30:25.264
3 -	1:26.733 (1)		82.14	16:31:51.997
4 -	1:26.971 (2)	0.238	81.91	16:33:18.968
5 -	1:27.877	1.144	81.07	16:34:46.845
6 -	1:27.017 (3)	0.284	81.87	16:36:13.862
7 -	1:28.029	1.296	80.93	16:37:41.891

P9 544 Jack MOODY				
LAP	LAP TIME	DIFF	MPH	TIME OF DAY
1 -	1:35.456	8.201	74.63	16:28:56.898
2 -	1:27.672	0.417	81.26	16:30:24.570
3 -	1:27.255 (1)		81.65	16:31:51.825
4 -	1:27.355 (2)	0.100	81.55	16:33:19.180
5 -	1:28.077	0.822	80.89	16:34:47.257
6 -	1:27.387 (3)	0.132	81.52	16:36:14.644
7 -	1:27.621	0.366	81.31	16:37:42.265

P10 76 Erik BLIXT				
LAP	LAP TIME	DIFF	MPH	TIME OF DAY
1 -	1:37.703	11.627	72.92	16:28:59.145
2 -	1:28.360	2.284	80.63	16:30:27.505
3 -	1:26.076 (1)		82.77	16:31:53.581
4 -	1:26.150 (2)	0.074	82.70	16:33:19.731
5 -	1:27.804	1.728	81.14	16:34:47.535
6 -	1:26.546 (3)	0.470	82.32	16:36:14.081
7 -	1:30.741	4.665	78.51	16:37:44.822

P11 13 Scott LEACH (M)				
LAP	LAP TIME	DIFF	MPH	TIME OF DAY
1 -	1:35.458	8.703	74.63	16:28:56.900
2 -	1:28.019 (3)	1.264	80.94	16:30:24.919
3 -	1:26.800 (2)	0.045	82.08	16:31:51.719
4 -	1:26.755 (1)		82.12	16:33:18.474
5 -	1:29.582	2.827	79.53	16:34:48.056
6 -	1:28.474	1.719	80.52	16:36:16.530
7 -	1:28.317	1.562	80.67	16:37:44.847

P12 33 Jason GREATREX				
LAP	LAP TIME	DIFF	MPH	TIME OF DAY
1 -	1:39.304	12.606	71.74	16:29:00.746
2 -	1:27.819	1.121	81.12	16:30:28.565
3 -	1:29.038	2.340	80.01	16:31:57.603
4 -	1:26.932	0.234	81.95	16:33:24.535
5 -	1:26.834 (2)	0.136	82.04	16:34:51.369
6 -	1:26.698 (1)		82.17	16:36:18.067

Weather / Track : Cloudy / Dry

BRSCC Mazda MX-5 Championship - 3A

RACE 14 - LAP ANALYSIS

DIFF = Difference To Personal Best Lap

7 - 1:26.856 (3) 0.158 82.02 16:37:44.923

P13 31 Bryn GRIFFITHS (M)				
LAP	LAP TIME	DIFF	MPH	TIME OF DAY
1 -	1:37.204	10.615	73.29	16:28:58.646
2 -	1:29.688	3.099	79.43	16:30:28.334
3 -	1:28.006	1.417	80.95	16:31:56.340
4 -	1:27.688	1.099	81.24	16:33:24.028
5 -	1:27.543 (3)	0.954	81.38	16:34:51.571
6 -	1:27.068 (2)	0.479	81.82	16:36:18.639
7 -	1:26.589 (1)		82.28	16:37:45.228

P14 7 Adrian BURGE (M)				
LAP	LAP TIME	DIFF	MPH	TIME OF DAY
1 -	1:39.757	12.532	71.41	16:29:01.199
2 -	1:28.427	1.202	80.57	16:30:29.626
3 -	1:28.308	1.083	80.67	16:31:57.934
4 -	1:29.556	2.331	79.55	16:33:27.490
5 -	1:28.293 (3)	1.068	80.69	16:34:55.783
6 -	1:27.237 (2)	0.012	81.66	16:36:23.020
7 -	1:27.225 (1)		81.68	16:37:50.245

P15 26 Charlie RAWLES				
LAP	LAP TIME	DIFF	MPH	TIME OF DAY
1 -	1:40.222	12.405	71.08	16:29:01.664
2 -	1:28.903	1.086	80.13	16:30:30.567
3 -	1:27.817 (1)		81.13	16:31:58.384
4 -	1:28.611 (3)	0.794	80.40	16:33:26.995
5 -	1:28.855	1.038	80.18	16:34:55.850
6 -	1:28.254 (2)	0.437	80.72	16:36:24.104
7 -	1:28.799	0.982	80.23	16:37:52.903

P16 60 Nick LE DOYEN (M)				
LAP	LAP TIME	DIFF	MPH	TIME OF DAY
1 -	1:41.364	13.568	70.28	16:29:02.806
2 -	1:28.217 (3)	0.421	80.76	16:30:31.023
3 -	1:27.796 (1)		81.14	16:31:58.819
4 -	1:30.074	2.278	79.09	16:33:28.893
5 -	1:27.908 (2)	0.112	81.04	16:34:56.801
6 -	1:29.211	1.415	79.86	16:36:26.012
7 -	1:28.666	0.870	80.35	16:37:54.678

P17 24 Oliver GRAHAM				
LAP	LAP TIME	DIFF	MPH	TIME OF DAY
1 -	1:37.590	9.297	73.00	16:28:59.032
2 -	1:29.845	1.552	79.29	16:30:28.877
3 -	1:28.987 (3)	0.694	80.06	16:31:57.864
4 -	1:30.831	2.538	78.43	16:33:28.695
5 -	1:28.293 (1)		80.69	16:34:56.988
6 -	1:29.142	0.849	79.92	16:36:26.130
7 -	1:28.733 (2)	0.440	80.29	16:37:54.863

P18 79 Rafal DRZASZCZ				
LAP	LAP TIME	DIFF	MPH	TIME OF DAY
1 -	1:40.479	12.656	70.90	16:29:01.921
2 -	1:29.344	1.521	79.74	16:30:31.265
3 -	1:27.823 (1)		81.12	16:31:59.088
4 -	1:30.012	2.189	79.15	16:33:29.100
5 -	1:28.041 (2)	0.218	80.92	16:34:57.141

DIFF = Difference To Personal Best Lap

6 - 1:29.111 1.288 79.95 16:36:26.252
7 - 1:28.735 (3) 0.912 80.29 16:37:54.987

P19 96 Charles MUGGLESTONE				
LAP	LAP TIME	DIFF	MPH	TIME OF DAY
1 -	1:37.053	8.156	73.40	16:28:58.495
2 -	1:29.941	1.044	79.21	16:30:28.436
3 -	1:29.078 (2)	0.181	79.98	16:31:57.514
4 -	1:29.297 (3)	0.400	79.78	16:33:26.811
5 -	1:29.849	0.952	79.29	16:34:56.660
6 -	1:30.626	1.729	78.61	16:36:27.286
7 -	1:28.897 (1)		80.14	16:37:56.183

P20 74 Clive CHISNALL (M)				
LAP	LAP TIME	DIFF	MPH	TIME OF DAY
1 -	1:40.010	12.249	71.23	16:29:01.452
2 -	1:28.989 (3)	1.228	80.06	16:30:30.441
3 -	1:27.761 (1)		81.18	16:31:58.202
4 -	1:30.149	2.388	79.03	16:33:28.351
5 -	1:28.276 (2)	0.515	80.70	16:34:56.627
6 -	1:30.512	2.751	78.71	16:36:27.139

P21 56 Thomas JENKINS				
LAP	LAP TIME	DIFF	MPH	TIME OF DAY
1 -	1:38.404	10.798	72.40	16:28:59.846
2 -	1:30.987	3.381	78.30	16:30:30.833
3 -	1:31.830	4.224	77.58	16:32:02.663
4 -	1:28.185 (2)	0.579	80.79	16:33:30.848
5 -	1:27.606 (1)		81.32	16:34:58.454
6 -	1:29.143 (3)	1.537	79.92	16:36:27.597

Weather / Track : Cloudy / Dry

Donington Park National
Circuit Length = 1.9790 miles
Start: 16:27 Flag 16:37 End: 16:39