



# BRSCC MAZDA MX-5 CHAMPIONSHIP

Brands Hatch Indy Circuit

23<sup>rd</sup> / 24<sup>th</sup> March 2019



Results Provided by Timing Solutions Ltd  
[www.tsl-timing.com](http://www.tsl-timing.com)

# BRSCC Mazda MX-5 Championship - Group 1

## QUALIFYING - CLASSIFICATION

POS	NO	NAME	ENTRY	TIME	ON	LAPS	GAP	DIFF	MPH
1	5	John LANGRIDGE	Mazda MX-5 Mk1	57.135	14	16			76.11
2	1	Will BLACKWELL-CHAMBERS	Mazda MX-5 Mk1	57.292	4	19	0.157	0.157	75.90
3	41	Joe WIGGIN	Mazda MX-5 Mk1	57.493	10	17	0.358	0.201	75.63
4	71	Ben SHORT	Mazda MX-5 Mk1	57.579	14	19	0.444	0.086	75.52
5	666	David WATERS	Mazda MX-5 Mk1	57.678	15	20	0.543	0.099	75.39
6	72	Matt LUFF	Mazda MX-5 Mk1	57.690	11	19	0.555	0.012	75.37
7	23*	Martin TOLLEY (M)	Mazda MX-5 Mk1	57.727	18	20	0.592	0.037	75.33
8	33	Jason GREATREX (M)	Mazda MX-5 Mk1	58.085	19	19	0.950	0.358	74.86
9	107	Jake BAILEY	Mazda MX-5 Mk1	58.126	13	19	0.991	0.041	74.81
10	81	Sebastian FISHER	Mazda MX-5 Mk1	58.158	16	20	1.023	0.032	74.77
11	65	William HAYDEN	Mazda MX-5 Mk1	58.186	16	18	1.051	0.028	74.73
12	55	Matt POLLARD	Mazda MX-5 Mk1	58.251	19	19	1.116	0.065	74.65
13	26*	Charlie RAWLES	Mazda MX-5 Mk1	58.315	14	20	1.180	0.064	74.57
14	13	Scott LEACH (M)	Mazda MX-5 Mk1	58.424	11	20	1.289	0.109	74.43
15	80	Peter TYLER (M)	Mazda MX-5 Mk1	58.506	16	19	1.371	0.082	74.32
16	24	Oliver GRAHAM	Mazda MX-5 Mk1	58.531	15	20	1.396	0.025	74.29
17	61	Richard BAXTER	Mazda MX-5 Mk1	58.623	17	19	1.488	0.092	74.17
18	91	Tom SMITH	Mazda MX-5 Mk1	58.684	14	20	1.549	0.061	74.10
19	74	Clive CHISNALL (M)	Mazda MX-5 Mk1	58.737	20	20	1.602	0.053	74.03
20	722	Alan HAWKINS (M)	Mazda MX-5 Mk1	58.787	16	20	1.652	0.050	73.97
21	21	Chris MOLLOY (M)	Mazda MX-5 Mk1	58.852	14	19	1.717	0.065	73.89
22	96*	Charles MUGGLESTONE	Mazda MX-5 Mk1	58.861	14	19	1.726	0.009	73.87
23	25	Ivan LEARY (M)	Mazda MX-5 Mk1	58.929	19	19	1.794	0.068	73.79
24	544	Jack MOODY	Mazda MX-5 Mk1	58.982	10	14	1.847	0.053	73.72
25	31	Bryn GRIFFITHS (M)	Mazda MX-5 Mk1	59.027	14	17	1.892	0.045	73.67
26	43	Joseph WILLMOTT	Mazda MX-5 Mk1	59.532	11	18	2.397	0.505	73.04
27	37	Tim DORE (M)	Mazda MX-5 Mk1	59.577	16	19	2.442	0.045	72.99
28	14	Elliott HANN	Mazda MX-5 Mk1	59.685	7	19	2.550	0.108	72.85
29	27	Christian DANN	Mazda MX-5 Mk1	59.733	15	19	2.598	0.048	72.80
30	90	Bruce ROBINSON (M)	Mazda MX-5 Mk1	59.881	10	19	2.746	0.148	72.62
31	53	Jonathan FIELDSEND (M)	Mazda MX-5 Mk1	1:02.667	18	18	5.532	2.786	69.39
32	34	Adam TYRRELL (M)	Mazda MX-5 Mk1	1:05.486	8	17	8.351	2.819	66.40

No. 23, 26 - 1 Lap time disallowed; exceeding track limits.

No. 96 - 3 Lap times disallowed; exceeding track limits.

Brands Hatch Indy

Circuit Length = 1.2079 miles

Start: 09:00 Flag 09:20 End: 09:21

Weather / Track : Bright / Dry

These results are provisional until the conclusion of any judicial and technical matters.

Clerk Of Course :	Timekeeper :
-------------------	--------------

# BRSCC Mazda MX-5 Championship - Group 1

## QUALIFYING - LAP ANALYSIS

DIFF = Difference To Personal Best Lap

<b>P1 5 John LANGRIDGE</b>				
LAP	LAP TIME	DIFF	MPH	TIME OF DAY
1 -	1:06.739	9.604	65.15	09:01:35.604
2 -	57.808	0.673	75.22	09:02:33.412
3 -	57.439 (3)	0.304	75.70	09:03:30.851
4 -	57.811	0.676	75.22	09:04:28.662
5 -	57.673	0.538	75.40	09:05:26.335
6 -	58.058	0.923	74.90	09:06:24.393
7 -	57.824	0.689	75.20	09:07:22.217
8 -	57.558	0.423	75.55	09:08:19.775
9 -	57.808	0.673	75.22	09:09:17.583
10 -	57.406 (2)	0.271	75.75	09:10:14.989
11 -	2:06.725 P	1:09.590	34.31	09:12:21.714
12 -	1:04.015	6.880	67.93	09:13:25.729
13 -	57.471	0.336	75.66	09:14:23.200
<b>14 -</b>	<b>57.135 (1)</b>		<b>76.11</b>	<b>09:15:20.335</b>
15 -	1:39.277 P	42.142	43.80	09:16:59.612
16 -	1:01.829	4.694	70.33	09:18:01.441

<b>P2 1 Will BLACKWELL-CHAMBERS</b>				
LAP	LAP TIME	DIFF	MPH	TIME OF DAY
1 -	1:09.136	11.844	62.89	09:01:28.771
2 -	57.751	0.459	75.29	09:02:26.522
3 -	57.440 (3)	0.148	75.70	09:03:23.962
<b>4 -</b>	<b>57.292 (1)</b>		<b>75.90</b>	<b>09:04:21.254</b>
5 -	57.743	0.451	75.30	09:05:18.997
6 -	58.080	0.788	74.87	09:06:17.077
7 -	58.150	0.858	74.78	09:07:15.227
8 -	1:06.832	9.540	65.06	09:08:22.059
9 -	57.551	0.259	75.56	09:09:19.610
10 -	57.644	0.352	75.43	09:10:17.254
11 -	58.247	0.955	74.65	09:11:15.501
12 -	59.227	1.935	73.42	09:12:14.728
13 -	1:41.429 P	44.137	42.87	09:13:56.157
14 -	1:00.320	3.028	72.09	09:14:56.477
15 -	57.346 (2)	0.054	75.83	09:15:53.823
16 -	57.847	0.555	75.17	09:16:51.670
17 -	1:58.541 P	1:01.249	36.68	09:18:50.211
18 -	1:01.709	4.417	70.46	09:19:51.920
19 -	57.666	0.374	75.41	09:20:49.586

<b>P3 41 Joe WIGGIN</b>				
LAP	LAP TIME	DIFF	MPH	TIME OF DAY
1 -	1:06.960	9.467	64.94	09:01:22.281
2 -	59.155	1.662	73.51	09:02:21.436
3 -	58.516	1.023	74.31	09:03:19.952
4 -	58.607	1.114	74.19	09:04:18.559
5 -	58.182	0.689	74.74	09:05:16.741
6 -	1:01.043	3.550	71.23	09:06:17.784
7 -	57.767 (3)	0.274	75.27	09:07:15.551
8 -	57.935	0.442	75.06	09:08:13.486
9 -	1:05.665	8.172	66.22	09:09:19.151
<b>10 -</b>	<b>57.493 (1)</b>		<b>75.63</b>	<b>09:10:16.644</b>
11 -	57.761 (2)	0.268	75.28	09:11:14.405
12 -	1:00.050	2.557	72.41	09:12:14.455
13 -	59.386	1.893	73.22	09:13:13.841
14 -	57.773	0.280	75.27	09:14:11.614
15 -	1:09.284	11.791	62.76	09:15:20.898
16 -	1:39.893 P	42.400	43.53	09:17:00.791
17 -	1:01.265	3.772	70.98	09:18:02.056

DIFF = Difference To Personal Best Lap

<b>P4 71 Ben SHORT</b>				
LAP	LAP TIME	DIFF	MPH	TIME OF DAY
1 -	1:07.087	9.508	64.82	09:01:33.621
2 -	58.455	0.876	74.39	09:02:32.076
3 -	57.698 (2)	0.119	75.36	09:03:29.774
4 -	58.297	0.718	74.59	09:04:28.071
5 -	58.071	0.492	74.88	09:05:26.142
6 -	58.058	0.479	74.90	09:06:24.200
7 -	57.883	0.304	75.12	09:07:22.083
8 -	58.451	0.872	74.39	09:08:20.534
9 -	57.981	0.402	75.00	09:09:18.515
10 -	57.724 (3)	0.145	75.33	09:10:16.239
11 -	57.940	0.361	75.05	09:11:14.179
12 -	2:40.677 P	1:43.098	27.06	09:13:54.856
13 -	1:00.445	2.866	71.94	09:14:55.301
<b>14 -</b>	<b>57.579 (1)</b>		<b>75.52</b>	<b>09:15:52.880</b>
15 -	57.734	0.155	75.32	09:16:50.614
16 -	57.912	0.333	75.08	09:17:48.526
17 -	58.091	0.512	74.85	09:18:46.617
18 -	57.925	0.346	75.07	09:19:44.542
19 -	59.111	1.532	73.56	09:20:43.653

<b>P5 666 David WATERS</b>				
LAP	LAP TIME	DIFF	MPH	TIME OF DAY
1 -	1:09.143	11.465	62.89	09:01:32.103
2 -	58.695	1.017	74.08	09:02:30.798
3 -	58.230	0.552	74.67	09:03:29.028
4 -	1:00.016	2.338	72.45	09:04:29.044
5 -	59.012	1.334	73.69	09:05:28.056
6 -	58.054 (3)	0.376	74.90	09:06:26.110
7 -	58.361	0.683	74.51	09:07:24.471
8 -	58.336	0.658	74.54	09:08:22.807
9 -	58.708	1.030	74.07	09:09:21.515
10 -	57.906 (2)	0.228	75.09	09:10:19.421
11 -	58.852	1.174	73.89	09:11:18.273
12 -	58.141	0.463	74.79	09:12:16.414
13 -	58.480	0.802	74.36	09:13:14.894
14 -	1:02.580	4.902	69.48	09:14:17.474
<b>15 -</b>	<b>57.678 (1)</b>		<b>75.39</b>	<b>09:15:15.152</b>
16 -	1:00.268	2.590	72.15	09:16:15.420
17 -	58.332	0.654	74.54	09:17:13.752
18 -	58.697	1.019	74.08	09:18:12.449
19 -	59.211	1.533	73.44	09:19:11.660
20 -	58.866	1.188	73.87	09:20:10.526

<b>P6 72 Matt LUFF</b>				
LAP	LAP TIME	DIFF	MPH	TIME OF DAY
1 -	1:06.275	8.585	65.61	09:01:53.310
2 -	58.399	0.709	74.46	09:02:51.709
3 -	58.548	0.858	74.27	09:03:50.257
4 -	58.135	0.445	74.80	09:04:48.392
5 -	57.883	0.193	75.12	09:05:46.275
6 -	59.259	1.569	73.38	09:06:45.534
7 -	57.853	0.163	75.16	09:07:43.387
8 -	1:11.478	13.788	60.83	09:08:54.865
9 -	57.812 (3)	0.122	75.21	09:09:52.677
10 -	1:03.258	5.568	68.74	09:10:55.935
<b>11 -</b>	<b>57.690 (1)</b>		<b>75.37</b>	<b>09:11:53.625</b>
12 -	1:50.388 P	52.698	39.39	09:13:44.013
13 -	1:08.487	10.797	63.49	09:14:52.500
14 -	57.861	0.171	75.15	09:15:50.361
15 -	57.972	0.282	75.01	09:16:48.333

Brands Hatch Indy  
 Circuit Length = 1.2079 miles  
 Start: 09:00 Flag 09:20 End: 09:21

Weather / Track : Bright / Dry

# BRSCC Mazda MX-5 Championship - Group 1

## QUALIFYING - LAP ANALYSIS

DIFF = Difference To Personal Best Lap

16 -	58.465	0.775	74.37	09:17:46.798
17 -	57.795 (2)	0.105	75.24	09:18:44.593
18 -	58.904	1.214	73.82	09:19:43.497
19 -	59.205	1.515	73.44	09:20:42.702

### P7 23 Martin TOLLEY (M)

LAP	LAP TIME	DIFF	MPH	TIME OF DAY
1 -	1:08.993	11.266	63.02	09:01:30.619
2 -	58.956	1.229	73.76	09:02:29.575
3 -	58.494	0.767	74.34	09:03:28.069
4 -	59.334	1.607	73.29	09:04:27.403
5 -	58.520	0.793	74.30	09:05:25.923
6 -	59.460 D	1.733	73.13	09:06:25.383
7 -	58.330	0.603	74.55	09:07:23.713
8 -	58.582	0.855	74.23	09:08:22.295
9 -	58.260	0.533	74.64	09:09:20.555
10 -	58.201	0.474	74.71	09:10:18.756
11 -	59.679	1.952	72.86	09:11:18.435
12 -	58.224	0.497	74.68	09:12:16.659
13 -	58.332	0.605	74.54	09:13:14.991
14 -	1:03.760	6.033	68.20	09:14:18.751
15 -	58.080	0.353	74.87	09:15:16.831
16 -	1:04.020	6.293	67.92	09:16:20.851
17 -	57.770 (2)	0.043	75.27	09:17:18.621
18 -	57.727 (1)		75.33	09:18:16.348
19 -	58.877	1.150	73.85	09:19:15.225
20 -	57.896 (3)	0.169	75.11	09:20:13.121

### P8 33 Jason GREATREX (M)

LAP	LAP TIME	DIFF	MPH	TIME OF DAY
1 -	1:07.383	9.298	64.53	09:01:43.126
2 -	59.817	1.732	72.69	09:02:42.943
3 -	59.450	1.365	73.14	09:03:42.393
4 -	59.913	1.828	72.58	09:04:42.306
5 -	59.041	0.956	73.65	09:05:41.347
6 -	59.641	1.556	72.91	09:06:40.988
7 -	58.718	0.633	74.05	09:07:39.706
8 -	58.474	0.389	74.36	09:08:38.180
9 -	59.203	1.118	73.45	09:09:37.383
10 -	1:13.657	15.572	59.03	09:10:51.040
11 -	58.718	0.633	74.05	09:11:49.758
12 -	1:10.676	12.591	61.52	09:13:00.434
13 -	1:15.564	17.479	57.54	09:14:15.998
14 -	1:00.234	2.149	72.19	09:15:16.232
15 -	1:03.391	5.306	68.59	09:16:19.623
16 -	58.457 (3)	0.372	74.38	09:17:18.080
17 -	58.174 (2)	0.089	74.75	09:18:16.254
18 -	59.539	1.454	73.03	09:19:15.793
19 -	58.085 (1)		74.86	09:20:13.878

### P9 107 Jake BAILEY

LAP	LAP TIME	DIFF	MPH	TIME OF DAY
1 -	1:10.056	11.930	62.07	09:01:30.511
2 -	59.560	1.434	73.01	09:02:30.071
3 -	58.596	0.470	74.21	09:03:28.667
4 -	58.934	0.808	73.78	09:04:27.601
5 -	59.079	0.953	73.60	09:05:26.680
6 -	58.603	0.477	74.20	09:06:25.283
7 -	58.324	0.198	74.55	09:07:23.607
8 -	58.576	0.450	74.23	09:08:22.183
9 -	58.274 (3)	0.148	74.62	09:09:20.457
10 -	58.202 (2)	0.076	74.71	09:10:18.659

DIFF = Difference To Personal Best Lap

11 -	2:03.613 P	1:05.487	35.17	09:12:22.272
12 -	1:04.122	5.996	67.81	09:13:26.394
13 -	58.126 (1)		74.81	09:14:24.520
14 -	58.870	0.744	73.86	09:15:23.390
15 -	59.362	1.236	73.25	09:16:22.752
16 -	58.521	0.395	74.30	09:17:21.273
17 -	58.583	0.457	74.22	09:18:19.856
18 -	59.078	0.952	73.60	09:19:18.934
19 -	59.272	1.146	73.36	09:20:18.206

### P10 81 Sebastian FISHER

LAP	LAP TIME	DIFF	MPH	TIME OF DAY
1 -	1:09.692	11.534	62.39	09:02:02.564
2 -	59.720	1.562	72.81	09:03:02.284
3 -	58.702	0.544	74.07	09:04:00.986
4 -	59.429	1.271	73.17	09:05:00.415
5 -	59.167	1.009	73.49	09:05:59.582
6 -	58.721	0.563	74.05	09:06:58.303
7 -	58.450	0.292	74.39	09:07:56.753
8 -	58.957	0.799	73.75	09:08:55.710
9 -	58.191 (3)	0.033	74.72	09:09:53.901
10 -	58.496	0.338	74.34	09:10:52.397
11 -	58.216	0.058	74.69	09:11:50.613
12 -	58.700	0.542	74.08	09:12:49.313
13 -	58.159 (2)	0.001	74.77	09:13:47.472
14 -	58.689	0.531	74.09	09:14:46.161
15 -	58.369	0.211	74.50	09:15:44.530
16 -	58.158 (1)		74.77	09:16:42.688
17 -	1:07.983	9.825	63.96	09:17:50.671
18 -	1:02.473	4.315	69.60	09:18:53.144
19 -	59.368	1.210	73.24	09:19:52.512
20 -	58.211	0.053	74.70	09:20:50.723

### P11 65 William HAYDEN

LAP	LAP TIME	DIFF	MPH	TIME OF DAY
1 -	1:06.096	7.910	65.79	09:01:36.918
2 -	59.420	1.234	73.18	09:02:36.338
3 -	59.502	1.316	73.08	09:03:35.840
4 -	59.232	1.046	73.41	09:04:35.072
5 -	58.364	0.178	74.50	09:05:33.436
6 -	58.409	0.223	74.45	09:06:31.845
7 -	58.209 (3)	0.023	74.70	09:07:30.054
8 -	58.556	0.370	74.26	09:08:28.610
9 -	58.401	0.215	74.46	09:09:27.011
10 -	1:38.702 P	40.516	44.05	09:11:05.713
11 -	1:06.352	8.166	65.53	09:12:12.065
12 -	1:02.682	4.496	69.37	09:13:14.747
13 -	58.722	0.536	74.05	09:14:13.469
14 -	58.345	0.159	74.53	09:15:11.814
15 -	58.326	0.140	74.55	09:16:10.140
16 -	58.186 (1)		74.73	09:17:08.326
17 -	58.187 (2)	0.001	74.73	09:18:06.513
18 -	58.780	0.594	73.98	09:19:05.293

### P12 55 Matt POLLARD

LAP	LAP TIME	DIFF	MPH	TIME OF DAY
1 -	1:06.440	8.189	65.45	09:01:38.048
2 -	58.831	0.580	73.91	09:02:36.879
3 -	59.801	1.550	72.71	09:03:36.680
4 -	58.788	0.537	73.97	09:04:35.468
5 -	58.535	0.284	74.29	09:05:34.003
6 -	58.564	0.313	74.25	09:06:32.567

Weather / Track : Bright / Dry

Brands Hatch Indy

Circuit Length = 1.2079 miles

Start: 09:00 Flag 09:20 End: 09:21

# BRSCC Mazda MX-5 Championship - Group 1

## QUALIFYING - LAP ANALYSIS

DIFF = Difference To Personal Best Lap

7 -	58.296 (2)	0.045	74.59	09:07:30.863
8 -	1:50.391 P	52.140	39.39	09:09:21.254
9 -	1:00.361	2.110	72.04	09:10:21.615
10 -	58.500	0.249	74.33	09:11:20.115
11 -	59.254	1.003	73.38	09:12:19.369
12 -	58.815	0.564	73.93	09:13:18.184
13 -	58.430	0.179	74.42	09:14:16.614
14 -	58.408 (3)	0.157	74.45	09:15:15.022
15 -	1:09.405	11.154	62.65	09:16:24.427
16 -	58.788	0.537	73.97	09:17:23.215
17 -	59.027	0.776	73.67	09:18:22.242
18 -	58.526	0.275	74.30	09:19:20.768
19 -	<b>58.251 (1)</b>		<b>74.65</b>	<b>09:20:19.019</b>

### P13 26 Charlie RAWLES

LAP	LAP TIME	DIFF	MPH	TIME OF DAY
1 -	1:09.999	11.684	62.12	09:01:33.996
2 -	59.119	0.804	73.55	09:02:33.115
3 -	58.831	0.516	73.91	09:03:31.946
4 -	59.261	0.946	73.38	09:04:31.207
5 -	58.479	0.164	74.36	09:05:29.686
6 -	58.937	0.622	73.78	09:06:28.623
7 -	58.823	0.508	73.92	09:07:27.446
8 -	58.925	0.610	73.79	09:08:26.371
9 -	58.477 (3)	0.162	74.36	09:09:24.848
10 -	58.854 D	0.539	73.88	09:10:23.702
11 -	58.661	0.346	74.13	09:11:22.363
12 -	59.028	0.713	73.67	09:12:21.391
13 -	58.878	0.563	73.85	09:13:20.269
14 -	<b>58.315 (1)</b>		<b>74.57</b>	<b>09:14:18.584</b>
15 -	58.755	0.440	74.01	09:15:17.339
16 -	1:03.714	5.399	68.25	09:16:21.053
17 -	58.534	0.219	74.29	09:17:19.587
18 -	58.461 (2)	0.146	74.38	09:18:18.048
19 -	58.986	0.671	73.72	09:19:17.034
20 -	59.268	0.953	73.37	09:20:16.302

### P14 13 Scott LEACH (M)

LAP	LAP TIME	DIFF	MPH	TIME OF DAY
1 -	1:04.589	6.165	67.32	09:01:55.425
2 -	1:00.080	1.656	72.38	09:02:55.505
3 -	59.101	0.677	73.57	09:03:54.606
4 -	58.635	0.211	74.16	09:04:53.241
5 -	58.957	0.533	73.75	09:05:52.198
6 -	59.939	1.515	72.55	09:06:52.137
7 -	59.216	0.792	73.43	09:07:51.353
8 -	58.612	0.188	74.19	09:08:49.965
9 -	58.668	0.244	74.12	09:09:48.633
10 -	59.406	0.982	73.20	09:10:48.039
11 -	<b>58.424 (1)</b>		<b>74.43</b>	<b>09:11:46.463</b>
12 -	59.128	0.704	73.54	09:12:45.591
13 -	58.797	0.373	73.95	09:13:44.388
14 -	58.586 (2)	0.162	74.22	09:14:42.974
15 -	59.504	1.080	73.08	09:15:42.478
16 -	58.803	0.379	73.95	09:16:41.281
17 -	59.639	1.215	72.91	09:17:40.920
18 -	58.596 (3)	0.172	74.21	09:18:39.516
19 -	59.826	1.402	72.68	09:19:39.342
20 -	59.233	0.809	73.41	09:20:38.575

DIFF = Difference To Personal Best Lap

P15 80 Peter TYLER (M)				
LAP	LAP TIME	DIFF	MPH	TIME OF DAY
1 -	1:07.878	9.372	64.06	09:01:41.331
2 -	1:00.565	2.059	71.80	09:02:41.896
3 -	1:00.165	1.659	72.27	09:03:42.061
4 -	1:01.354	2.848	70.87	09:04:43.415
5 -	1:01.479	2.973	70.73	09:05:44.894
6 -	1:02.860	4.354	69.17	09:06:47.754
7 -	59.425	0.919	73.17	09:07:47.179
8 -	59.735	1.229	72.79	09:08:46.914
9 -	1:00.027	1.521	72.44	09:09:46.941
10 -	59.281	0.775	73.35	09:10:46.222
11 -	59.217 (3)	0.711	73.43	09:11:45.439
12 -	2:00.474 P	1:01.968	36.09	09:13:45.913
13 -	1:04.800	6.294	67.10	09:14:50.713
14 -	59.353	0.847	73.26	09:15:50.066
15 -	59.198 (2)	0.692	73.45	09:16:49.264
16 -	<b>58.506 (1)</b>		<b>74.32</b>	<b>09:17:47.770</b>
17 -	1:00.595	2.089	71.76	09:18:48.365
18 -	1:08.111	9.605	63.84	09:19:56.476
19 -	59.576	1.070	72.99	09:20:56.052

### P16 24 Oliver GRAHAM

LAP	LAP TIME	DIFF	MPH	TIME OF DAY
1 -	1:04.809	6.278	67.09	09:02:02.963
2 -	59.705	1.174	72.83	09:03:02.668
3 -	58.788 (3)	0.257	73.97	09:04:01.456
4 -	1:00.095	1.564	72.36	09:05:01.551
5 -	1:00.015	1.484	72.45	09:06:01.566
6 -	59.458	0.927	73.13	09:07:01.024
7 -	59.206	0.675	73.44	09:08:00.230
8 -	59.794	1.263	72.72	09:09:00.024
9 -	59.080	0.549	73.60	09:09:59.104
10 -	59.088	0.557	73.59	09:10:58.192
11 -	59.150	0.619	73.51	09:11:57.342
12 -	59.199	0.668	73.45	09:12:56.541
13 -	58.790	0.259	73.96	09:13:55.331
14 -	58.700 (2)	0.169	74.08	09:14:54.031
15 -	<b>58.531 (1)</b>		<b>74.29</b>	<b>09:15:52.562</b>
16 -	1:00.353	1.822	72.05	09:16:52.915
17 -	1:00.426	1.895	71.96	09:17:53.341
18 -	58.999	0.468	73.70	09:18:52.340
19 -	59.675	1.144	72.87	09:19:52.015
20 -	58.950	0.419	73.76	09:20:50.965

### P17 61 Richard BAXTER

LAP	LAP TIME	DIFF	MPH	TIME OF DAY
1 -	1:09.919	11.296	62.19	09:01:35.535
2 -	1:00.182	1.559	72.25	09:02:35.717
3 -	1:00.105	1.482	72.35	09:03:35.822
4 -	1:00.419	1.796	71.97	09:04:36.241
5 -	59.091	0.468	73.59	09:05:35.332
6 -	58.794	0.171	73.96	09:06:34.126
7 -	58.663 (3)	0.040	74.12	09:07:32.789
8 -	59.013	0.390	73.68	09:08:31.802
9 -	59.073	0.450	73.61	09:09:30.875
10 -	58.844	0.221	73.90	09:10:29.719
11 -	58.893	0.270	73.83	09:11:28.612
12 -	2:14.653 P	1:16.030	32.29	09:13:43.265
13 -	1:01.397	2.774	70.82	09:14:44.662
14 -	59.002	0.379	73.70	09:15:43.664
15 -	58.630 (2)	0.007	74.17	09:16:42.294

Brands Hatch Indy

Circuit Length = 1.2079 miles

Start: 09:00 Flag 09:20 End: 09:21

Weather / Track : Bright / Dry

# BRSCC Mazda MX-5 Championship - Group 1

## QUALIFYING - LAP ANALYSIS

DIFF = Difference To Personal Best Lap

16 -	59.124	0.501	73.55	09:17:41.418
<b>17 -</b>	<b>58.623 (1)</b>		<b>74.17</b>	<b>09:18:40.041</b>
18 -	59.106	0.483	73.57	09:19:39.147
19 -	58.701	0.078	74.08	09:20:37.848

### P18 91 Tom SMITH

LAP	LAP TIME	DIFF	MPH	TIME OF DAY
1 -	1:06.521	7.837	65.37	09:01:36.532
2 -	1:02.349	3.665	69.74	09:02:38.881
3 -	1:00.365	1.681	72.03	09:03:39.246
4 -	59.682	0.998	72.86	09:04:38.928
5 -	59.391	0.707	73.21	09:05:38.319
6 -	58.911 (3)	0.227	73.81	09:06:37.230
7 -	59.432	0.748	73.16	09:07:36.662
8 -	59.177	0.493	73.48	09:08:35.839
9 -	59.378	0.694	73.23	09:09:35.217
10 -	59.192	0.508	73.46	09:10:34.409
11 -	1:01.876	3.192	70.27	09:11:36.285
12 -	1:09.709	11.025	62.38	09:12:45.994
13 -	59.016	0.332	73.68	09:13:45.010
<b>14 -</b>	<b>58.684 (1)</b>		<b>74.10</b>	<b>09:14:43.694</b>
15 -	59.364	0.680	73.25	09:15:43.058
16 -	58.781 (2)	0.097	73.97	09:16:41.839
17 -	59.043	0.359	73.65	09:17:40.882
18 -	59.395	0.711	73.21	09:18:40.277
19 -	1:04.138	5.454	67.80	09:19:44.415
20 -	59.543	0.859	73.03	09:20:43.958

### P19 74 Clive CHISNALL (M)

LAP	LAP TIME	DIFF	MPH	TIME OF DAY
1 -	1:07.340	8.603	64.57	09:01:51.289
2 -	1:00.155	1.418	72.28	09:02:51.444
3 -	59.746	1.009	72.78	09:03:51.190
4 -	59.258 (3)	0.521	73.38	09:04:50.448
5 -	59.417	0.680	73.18	09:05:49.865
6 -	59.738	1.001	72.79	09:06:49.603
7 -	59.389	0.652	73.22	09:07:48.992
8 -	59.864	1.127	72.64	09:08:48.856
9 -	59.456	0.719	73.13	09:09:48.312
10 -	1:00.375	1.638	72.02	09:10:48.687
11 -	1:00.063	1.326	72.40	09:11:48.750
12 -	59.636	0.899	72.91	09:12:48.386
13 -	58.830 (2)	0.093	73.91	09:13:47.216
14 -	1:00.839	2.102	71.47	09:14:48.055
15 -	1:08.945	10.208	63.07	09:15:57.000
16 -	1:00.297	1.560	72.11	09:16:57.297
17 -	1:00.961	2.224	71.33	09:17:58.258
18 -	1:00.817	2.080	71.50	09:18:59.075
19 -	59.372	0.635	73.24	09:19:58.447
<b>20 -</b>	<b>58.737 (1)</b>		<b>74.03</b>	<b>09:20:57.184</b>

### P20 722 Alan HAWKINS (M)

LAP	LAP TIME	DIFF	MPH	TIME OF DAY
1 -	1:14.101	15.314	58.68	09:01:57.112
2 -	1:01.335	2.548	70.89	09:02:58.447
3 -	1:01.384	2.597	70.84	09:03:59.831
4 -	1:00.363	1.576	72.04	09:05:00.194
5 -	1:00.692	1.905	71.65	09:06:00.886
6 -	1:00.563	1.776	71.80	09:07:01.449
7 -	59.451	0.664	73.14	09:08:00.900
8 -	1:00.782	1.995	71.54	09:09:01.682
9 -	1:00.369	1.582	72.03	09:10:02.051

DIFF = Difference To Personal Best Lap

10 -	59.035 (2)	0.248	73.66	09:11:01.086
11 -	1:00.189	1.402	72.24	09:12:01.275
12 -	59.942	1.155	72.54	09:13:01.217
13 -	59.363	0.576	73.25	09:14:00.580
14 -	59.858	1.071	72.64	09:15:00.438
15 -	59.058 (3)	0.271	73.63	09:15:59.496
<b>16 -</b>	<b>58.787 (1)</b>		<b>73.97</b>	<b>09:16:58.283</b>
17 -	59.566	0.779	73.00	09:17:57.849
18 -	1:01.886	3.099	70.26	09:18:59.735
19 -	1:01.915	3.128	70.23	09:20:01.650
20 -	1:00.809	2.022	71.51	09:21:02.459

### P21 21 Chris MOLLOY (M)

LAP	LAP TIME	DIFF	MPH	TIME OF DAY
1 -	1:08.402	9.550	63.57	09:01:58.246
2 -	1:01.705	2.853	70.47	09:02:59.951
3 -	1:01.090	2.238	71.18	09:04:01.041
4 -	1:00.623	1.771	71.73	09:05:01.664
5 -	1:00.542	1.690	71.82	09:06:02.206
6 -	59.575	0.723	72.99	09:07:01.781
7 -	1:00.291	1.439	72.12	09:08:02.072
8 -	1:00.014	1.162	72.45	09:09:02.086
9 -	58.945	0.093	73.77	09:10:01.031
10 -	59.185	0.333	73.47	09:11:00.216
11 -	1:00.774	1.922	71.55	09:12:00.990
12 -	59.891	1.039	72.60	09:13:00.881
13 -	1:02.717	3.865	69.33	09:14:03.598
<b>14 -</b>	<b>58.852 (1)</b>		<b>73.89</b>	<b>09:15:02.450</b>
15 -	59.041	0.189	73.65	09:16:01.491
16 -	58.893 (3)	0.041	73.83	09:17:00.384
17 -	58.867 (2)	0.015	73.87	09:17:59.251
18 -	1:01.606	2.754	70.58	09:19:00.857
19 -	1:03.084	4.232	68.93	09:20:03.941

### P22 96 Charles MUGGLESTONE

LAP	LAP TIME	DIFF	MPH	TIME OF DAY
1 -	1:12.800	13.939	59.73	09:01:54.998
2 -	1:02.091	3.230	70.03	09:02:57.089
3 -	1:00.018	1.157	72.45	09:03:57.107
4 -	59.267 (2)	0.406	73.37	09:04:56.374
5 -	59.350	0.489	73.27	09:05:55.724
6 -	1:00.337	1.476	72.07	09:06:56.061
7 -	59.649	0.788	72.90	09:07:55.710
8 -	1:10.081	11.220	62.05	09:09:05.791
9 -	1:06.144	7.283	65.74	09:10:11.935
10 -	1:02.400	3.539	69.68	09:11:14.335
11 -	1:00.316	1.455	72.09	09:12:14.651
12 -	59.934	1.073	72.55	09:13:14.585
13 -	59.346 (3)	0.485	73.27	09:14:13.931
<b>14 -</b>	<b>58.861 (1)</b>		<b>73.87</b>	<b>09:15:12.792</b>
15 -	59.454 D	0.290	73.51	09:16:11.943
16 -	59.960	1.099	72.52	09:17:11.903
17 -	1:01.421 D	2.560	70.79	09:18:13.324
18 -	1:20.657 D	21.796	53.91	09:19:33.981
19 -	1:06.164	7.303	65.72	09:20:40.145

### P23 25 Ivan LEARY (M)

LAP	LAP TIME	DIFF	MPH	TIME OF DAY
1 -	1:08.462	9.533	63.51	09:01:36.218
2 -	1:00.111	1.182	72.34	09:02:36.329
3 -	1:00.499	1.570	71.87	09:03:36.828
4 -	1:00.078	1.149	72.38	09:04:36.906

Weather / Track : Bright / Dry

Brands Hatch Indy  
Circuit Length = 1.2079 miles  
Start: 09:00 Flag 09:20 End: 09:21

# BRSCC Mazda MX-5 Championship - Group 1

## QUALIFYING - LAP ANALYSIS

DIFF = Difference To Personal Best Lap

5 -	1:00.248	1.319	72.17	09:05:37.154
6 -	59.956	1.027	72.52	09:06:37.110
7 -	1:00.121	1.192	72.33	09:07:37.231
8 -	59.235	0.306	73.41	09:08:36.466
9 -	59.121 (3)	0.192	73.55	09:09:35.587
10 -	59.212	0.283	73.44	09:10:34.799
11 -	59.449	0.520	73.14	09:11:34.248
12 -	59.151	0.222	73.51	09:12:33.399
13 -	59.409	0.480	73.19	09:13:32.808
14 -	59.796	0.867	72.72	09:14:32.604
15 -	1:50.917 P	51.988	39.20	09:16:23.521
16 -	1:02.264	3.335	69.84	09:17:25.785
17 -	59.032 (2)	0.103	73.66	09:18:24.817
18 -	59.440	0.511	73.15	09:19:24.257
19 -	<b>58.929 (1)</b>		<b>73.79</b>	<b>09:20:23.186</b>

### P24 544 Jack MOODY

LAP	LAP TIME	DIFF	MPH	TIME OF DAY
1 -	1:04.697	5.715	67.21	09:02:04.620
2 -	59.356	0.374	73.26	09:03:03.976
3 -	59.449	0.467	73.14	09:04:03.425
4 -	59.073 (3)	0.091	73.61	09:05:02.498
5 -	1:00.304	1.322	72.11	09:06:02.802
6 -	59.249	0.267	73.39	09:07:02.051
7 -	59.146	0.164	73.52	09:08:01.197
8 -	1:00.446	1.464	71.94	09:09:01.643
9 -	59.117	0.135	73.55	09:10:00.760
10 -	<b>58.982 (1)</b>		<b>73.72</b>	<b>09:10:59.742</b>
11 -	2:22.182 P	1:23.200	30.58	09:13:21.924
12 -	1:03.953	4.971	67.99	09:14:25.877
13 -	59.051 (2)	0.069	73.64	09:15:24.928
14 -	59.347	0.365	73.27	09:16:24.275

### P25 31 Bryn GRIFFITHS (M)

LAP	LAP TIME	DIFF	MPH	TIME OF DAY
1 -	1:11.171	12.144	61.10	09:01:49.685
2 -	59.676	0.649	72.87	09:02:49.361
3 -	1:00.153	1.126	72.29	09:03:49.514
4 -	1:00.341	1.314	72.06	09:04:49.855
5 -	59.588	0.561	72.97	09:05:49.443
6 -	59.764	0.737	72.76	09:06:49.207
7 -	59.371 (3)	0.344	73.24	09:07:48.578
8 -	3:06.922 P	2:07.895	23.26	09:10:55.500
9 -	1:05.287	6.260	66.60	09:12:00.787
10 -	59.755	0.728	72.77	09:13:00.542
11 -	59.459	0.432	73.13	09:14:00.001
12 -	59.259 (2)	0.232	73.38	09:14:59.260
13 -	59.482	0.455	73.10	09:15:58.742
14 -	<b>59.027 (1)</b>		<b>73.67</b>	<b>09:16:57.769</b>
15 -	59.560	0.533	73.01	09:17:57.329
16 -	1:02.200	3.173	69.91	09:18:59.529
17 -	1:05.218	6.191	66.67	09:20:04.747

### P26 43 Joseph WILLMOTT

LAP	LAP TIME	DIFF	MPH	TIME OF DAY
1 -	1:07.396	7.864	64.52	09:02:04.305
2 -	1:01.341	1.809	70.89	09:03:05.646
3 -	1:02.016	2.484	70.12	09:04:07.662
4 -	1:01.323	1.791	70.91	09:05:08.985
5 -	1:01.625	2.093	70.56	09:06:10.610
6 -	1:00.786	1.254	71.53	09:07:11.396
7 -	1:00.486	0.954	71.89	09:08:11.882

DIFF = Difference To Personal Best Lap

8 -	1:02.049	2.517	70.08	09:09:13.931
9 -	1:02.178	2.646	69.93	09:10:16.109
10 -	1:02.842	3.310	69.19	09:11:18.951
11 -	<b>59.532 (1)</b>		<b>73.04</b>	<b>09:12:18.483</b>
12 -	2:17.841 P	1:18.309	31.54	09:14:36.324
13 -	1:08.074	8.542	63.88	09:15:44.398
14 -	59.636 (2)	0.104	72.91	09:16:44.034
15 -	1:04.592	5.060	67.32	09:17:48.626
16 -	1:01.753	2.221	70.41	09:18:50.379
17 -	1:03.283	3.751	68.71	09:19:53.662
18 -	1:00.298 (3)	0.766	72.11	09:20:53.960

### P27 37 Tim DORE (M)

LAP	LAP TIME	DIFF	MPH	TIME OF DAY
1 -	1:07.318	7.741	64.59	09:01:41.779
2 -	1:00.661	1.084	71.68	09:02:42.440
3 -	59.997 (2)	0.420	72.48	09:03:42.437
4 -	1:00.862	1.285	71.45	09:04:43.299
5 -	1:00.694	1.117	71.64	09:05:43.993
6 -	1:01.472	1.895	70.74	09:06:45.465
7 -	1:00.021 (3)	0.444	72.45	09:07:45.486
8 -	1:01.120	1.543	71.14	09:08:46.606
9 -	1:01.363	1.786	70.86	09:09:47.969
10 -	1:00.071	0.494	72.39	09:10:48.040
11 -	1:11.864	12.287	60.51	09:11:59.904
12 -	1:00.657	1.080	71.69	09:13:00.561
13 -	1:00.909	1.332	71.39	09:14:01.470
14 -	1:00.879	1.302	71.43	09:15:02.349
15 -	1:00.045	0.468	72.42	09:16:02.394
16 -	<b>59.577 (1)</b>		<b>72.99</b>	<b>09:17:01.971</b>
17 -	1:00.383	0.806	72.01	09:18:02.354
18 -	1:03.697	4.120	68.27	09:19:06.051
19 -	1:04.574	4.997	67.34	09:20:10.625

### P28 14 Elliott HANN

LAP	LAP TIME	DIFF	MPH	TIME OF DAY
1 -	1:09.225	9.540	62.81	09:01:57.651
2 -	1:01.901	2.216	70.25	09:02:59.552
3 -	1:01.215	1.530	71.03	09:04:00.767
4 -	1:01.669	1.984	70.51	09:05:02.436
5 -	1:01.199	1.514	71.05	09:06:03.635
6 -	1:00.267	0.582	72.15	09:07:03.902
7 -	<b>59.685 (1)</b>		<b>72.85</b>	<b>09:08:03.587</b>
8 -	1:00.740	1.055	71.59	09:09:04.327
9 -	59.920 (3)	0.235	72.57	09:10:04.247
10 -	1:00.267	0.582	72.15	09:11:04.514
11 -	59.930	0.245	72.56	09:12:04.444
12 -	1:00.064	0.379	72.39	09:13:04.508
13 -	59.856 (2)	0.171	72.65	09:14:04.364
14 -	1:00.260	0.575	72.16	09:15:04.624
15 -	1:00.750	1.065	71.58	09:16:05.374
16 -	1:00.496	0.811	71.88	09:17:05.870
17 -	1:00.158	0.473	72.28	09:18:06.028
18 -	1:01.231	1.546	71.01	09:19:07.259
19 -	1:02.838	3.153	69.20	09:20:10.097

### P29 27 Christian DANN

LAP	LAP TIME	DIFF	MPH	TIME OF DAY
1 -	1:09.918	10.185	62.19	09:01:55.870
2 -	1:02.389	2.656	69.70	09:02:58.259
3 -	1:01.003	1.270	71.28	09:03:59.262
4 -	1:00.584	0.851	71.77	09:04:59.846

Weather / Track : Bright / Dry

Brands Hatch Indy

Circuit Length = 1.2079 miles

Start: 09:00 Flag 09:20 End: 09:21

# BRSCC Mazda MX-5 Championship - Group 1

## QUALIFYING - LAP ANALYSIS

DIFF = Difference To Personal Best Lap

5 -	1:02.758	3.025	69.29	09:06:02.604
6 -	1:00.852	1.119	71.46	09:07:03.456
7 -	1:01.038	1.305	71.24	09:08:04.494
8 -	1:00.639	0.906	71.71	09:09:05.133
9 -	1:00.583	0.850	71.77	09:10:05.716
10 -	1:00.231	0.498	72.19	09:11:05.947
11 -	1:00.061 (3)	0.328	72.40	09:12:06.008
12 -	1:00.332	0.599	72.07	09:13:06.340
13 -	1:00.091	0.358	72.36	09:14:06.431
14 -	1:00.303	0.570	72.11	09:15:06.734
<b>15 -</b>	<b>59.733 (1)</b>		<b>72.80</b>	<b>09:16:06.467</b>
16 -	59.754 (2)	0.021	72.77	09:17:06.221
17 -	1:00.179	0.446	72.26	09:18:06.400
18 -	1:01.677	1.944	70.50	09:19:08.077
19 -	1:03.256	3.523	68.74	09:20:11.333

DIFF = Difference To Personal Best Lap

2 -	1:09.754	4.268	62.34	09:03:23.490
3 -	1:08.876	3.390	63.13	09:04:32.366
4 -	1:08.165	2.679	63.79	09:05:40.531
5 -	1:09.422	3.936	62.64	09:06:49.953
6 -	1:06.504	1.018	65.38	09:07:56.457
7 -	1:09.065	3.579	62.96	09:09:05.522
<b>8 -</b>	<b>1:05.486 (1)</b>		<b>66.40</b>	<b>09:10:11.008</b>
9 -	1:08.196	2.710	63.76	09:11:19.204
10 -	1:06.525	1.039	65.36	09:12:25.729
11 -	1:05.502 (2)	0.016	66.38	09:13:31.231
12 -	1:06.955	1.469	64.94	09:14:38.186
13 -	1:06.266	0.780	65.62	09:15:44.452
14 -	1:05.967	0.481	65.92	09:16:50.419
15 -	1:05.913 (3)	0.427	65.97	09:17:56.332
16 -	1:06.758	1.272	65.13	09:19:03.090
17 -	1:08.092	2.606	63.86	09:20:11.182

### P30 90 Bruce ROBINSON (M)

LAP	LAP TIME	DIFF	MPH	TIME OF DAY
1 -	1:09.336	9.455	62.71	09:01:46.140
2 -	1:01.991	2.110	70.14	09:02:48.131
3 -	1:03.229	3.348	68.77	09:03:51.360
4 -	1:00.444	0.563	71.94	09:04:51.804
5 -	1:00.099 (2)	0.218	72.35	09:05:51.903
6 -	1:36.374 P	36.493	45.12	09:07:28.277
7 -	1:04.644	4.763	67.27	09:08:32.921
8 -	1:00.391	0.510	72.00	09:09:33.312
9 -	1:02.153	2.272	69.96	09:10:35.465
<b>10 -</b>	<b>59.881 (1)</b>		<b>72.62</b>	<b>09:11:35.346</b>
11 -	1:00.412	0.531	71.98	09:12:35.758
12 -	1:00.224	0.343	72.20	09:13:35.982
13 -	1:00.978	1.097	71.31	09:14:36.960
14 -	1:00.425	0.544	71.96	09:15:37.385
15 -	1:00.435	0.554	71.95	09:16:37.820
16 -	1:04.649	4.768	67.26	09:17:42.469
17 -	1:00.119 (3)	0.238	72.33	09:18:42.588
18 -	1:00.135	0.254	72.31	09:19:42.723
19 -	1:02.625	2.744	69.43	09:20:45.348

### P31 53 Jonathan FIELDSEND (M)

LAP	LAP TIME	DIFF	MPH	TIME OF DAY
1 -	1:13.115	10.448	59.47	09:01:58.183
2 -	1:05.901	3.234	65.98	09:03:04.084
3 -	1:04.815	2.148	67.09	09:04:08.899
4 -	1:03.784 (3)	1.117	68.17	09:05:12.683
5 -	1:04.330	1.663	67.59	09:06:17.013
6 -	1:07.954	5.287	63.99	09:07:24.967
7 -	1:06.978	4.311	64.92	09:08:31.945
8 -	1:05.657	2.990	66.23	09:09:37.602
9 -	1:03.900	1.233	68.05	09:10:41.502
10 -	1:04.755	2.088	67.15	09:11:46.257
11 -	1:05.205	2.538	66.69	09:12:51.462
12 -	1:03.330 (2)	0.663	68.66	09:13:54.792
13 -	1:11.142	8.475	61.12	09:15:05.934
14 -	1:06.721	4.054	65.17	09:16:12.655
15 -	1:04.085	1.418	67.85	09:17:16.740
16 -	1:06.938	4.271	64.96	09:18:23.678
17 -	1:04.008	1.341	67.93	09:19:27.686
<b>18 -</b>	<b>1:02.667 (1)</b>		<b>69.39</b>	<b>09:20:30.353</b>

### P32 34 Adam TYRRELL (M)

LAP	LAP TIME	DIFF	MPH	TIME OF DAY
1 -	1:14.365	8.879	58.47	09:02:13.736

Weather / Track : Bright / Dry

Brands Hatch Indy  
Circuit Length = 1.2079 miles  
Start: 09:00 Flag 09:20 End: 09:21



# BRSCC Mazda MX-5 Championship - Group 1

## QUALIFYING - STATISTICS

**Competitors Started** 63  
**Planned Start** 2019-03-23 @ 09:00:00.000  
**Actual Start** 2019-03-23 @ 09:00:01.599  
**Finish Time** 2019-03-23 @ 09:20:03.292  
**Track Length** 1.2079mi.  
**Total Laps** 600  
**Total Distance Covered** 724.7673mi.

### Session Fastest Lap History

NO	NAME	LAP TIME	TIME OF DAY	LAP	VEHICLE
41	Joe WIGGIN	59.155	09:02:21.451	2	Mazda MX-5 Mk1
1	Will BLACKWELL-CHAMBERS	57.751	09:02:26.533	2	Mazda MX-5 Mk1
1	Will BLACKWELL-CHAMBERS	57.440	09:03:23.974	3	Mazda MX-5 Mk1
5	John LANGRIDGE	57.439	09:03:30.866	3	Mazda MX-5 Mk1
1	Will BLACKWELL-CHAMBERS	57.292	09:04:21.265	4	Mazda MX-5 Mk1
5	John LANGRIDGE	57.135	09:15:20.350	14	Mazda MX-5 Mk1

### Flag History

TYPE	TIME OF DAY
GREEN	09:00:01.599
FINISH	09:20:03.292

### Flag Statistics

TYPE	COUNT	TOTAL LAPS	TOTAL TIME
Green	1	19	20:01.692
Red	0	0	0.000
Safety Car	0	0	0.000
FCY	0	0	0.000

Weather / Track : Bright / Dry

These results are provisional until the conclusion of any judicial and technical matters.

Brands Hatch Indy

Circuit Length = 1.2079 miles

Start: 09:00 Flag 09:20 End: 09:21

Clerk Of Course :

Timekeeper :

## BRSCC Mazda MX-5 Championship - Group 2

### QUALIFYING - CLASSIFICATION - AMENDED

POS	NO	NAME	ENTRY	TIME	ON	LAPS	GAP	DIFF	MPH
1	83*	Brian TROTT (M)	Mazda MX-5 Mk1	57.263	8	16			75.94
2	63	Oliver ALLWOOD	Mazda MX-5 Mk1	57.347	10	16	0.084	0.084	75.82
3	88	Stuart SYMONDS	Mazda MX-5 Mk1	57.420	16	17	0.157	0.073	75.73
4	4*	Adam BESSELL	Mazda MX-5 Mk1	57.675	14	15	0.412	0.255	75.39
5	77	Steve FODEN	Mazda MX-5 Mk1	57.734	16	16	0.471	0.059	75.32
6	54	Marcus BAILEY (M)	Mazda MX-5 Mk1	57.785	6	16	0.522	0.051	75.25
7	29*	Adam CRAIG	Mazda MX-5 Mk1	57.930	9	17	0.667	0.145	75.06
8	40*	Ben HANCY	Mazda MX-5 Mk1	58.187	11	17	0.924	0.257	74.73
9	44	Yoshihiro ITO	Mazda MX-5 Mk1	58.414	14	14	1.151	0.227	74.44
10	30	Dave TURTON	Mazda MX-5 Mk1	58.563	7	17	1.300	0.149	74.25
11	8*	Lewis CANNON	Mazda MX-5 Mk1	58.579	11	17	1.316	0.016	74.23
12	3	Richard WOOTTEN	Mazda MX-5 Mk1	58.731	18	18	1.468	0.152	74.04
13	7	Adrian BURGE (M)	Mazda MX-5 Mk1	59.052	15	16	1.789	0.321	73.64
14	56	Thomas JENKINS	Mazda MX-5 Mk1	59.147	9	18	1.884	0.095	73.52
15	60	Nick LE DOYEN (M)	Mazda MX-5 Mk1	59.286	6	15	2.023	0.139	73.34
16	22	Owen MILLS	Mazda MX-5 Mk1	59.291	9	16	2.028	0.005	73.34
17	82	Michael KNIBBS	Mazda MX-5 Mk1	59.469	8	15	2.206	0.178	73.12
18	45	Graham RUMSEY (M)	Mazda MX-5 Mk1	59.613	14	16	2.350	0.144	72.94
19	11	Sam JARVIS	Mazda MX-5 Mk1	59.634	9	18	2.371	0.021	72.92
20	57*	Oliver JENKINS	Mazda MX-5 Mk1	59.684	13	18	2.421	0.050	72.86
21	10	Thomas MALLETT	Mazda MX-5 Mk1	59.963	11	16	2.700	0.279	72.52
22	78	Richard BARTLETT (M)	Mazda MX-5 Mk1	1:00.014	12	14	2.751	0.051	72.45
23	20	Christopher GINN (M)	Mazda MX-5 Mk1	1:00.180	17	17	2.917	0.166	72.25
24	191	Andrew BARRETT (M)	Mazda MX-5 Mk1	1:00.579	12	14	3.316	0.399	71.78
25	21	Matthew FLETCHER	Mazda MX-5 Mk1	1:01.158	5	13	3.895	0.579	71.10
26	68	Ashley HEATH (M)	Mazda MX-5 Mk1	1:01.361	6	16	4.098	0.203	70.86
27	42	Toby OWEN	Mazda MX-5 Mk1	1:01.423	3	9	4.160	0.062	70.79
28	73	Jon WOOD (M)	Mazda MX-5 Mk1	1:01.617	11	11	4.354	0.194	70.57
29	36	Simon RICKETTS (M)	Mazda MX-5 Mk1	1:01.665	7	8	4.402	0.048	70.51
30	2	Jake STYLES	Mazda MX-5 Mk1	1:04.882	6	6	7.619	3.217	67.02
DQ	98*	Oliver SIGHE	Mazda MX-5 Mk1						

Cars 45 and 82 - Please fit a working transponder

Car 36 - Has 2 transponders fitted - please take one off

No. 4, 29, 40, 57, 83 - 1 Lap time disallowed; exceeding track limits.

No. 8 - 2 Lap times disallowed; exceeding track limits

Car 98 - Disqualified from meeting for not respecting the decision of events officials ref Reg A10.1.2

Brands Hatch Indy

Circuit Length = 1.2079 miles

Start: 09:25 Flag 09:46 End: 09:49

Weather / Track : Bright / Dry

These results are provisional until the conclusion of any judicial and technical matters.

Clerk Of Course :	Timekeeper :
-------------------	--------------

# BRSCC Mazda MX-5 Championship - Group 2

## QUALIFYING - LAP ANALYSIS

DIFF = Difference To Personal Best Lap

<b>P1 83 Brian TROTT (M)</b>				
LAP	LAP TIME	DIFF	MPH	TIME OF DAY
1 -	1:05.533	8.270	66.35	09:27:16.029
2 -	58.530	1.267	74.29	09:28:14.559
3 -	57.579 <b>D</b>	0.316	75.52	09:29:12.138
4 -	57.981	0.718	75.00	09:30:10.119
5 -	57.897	0.634	75.10	09:31:08.016
6 -	59.053	1.790	73.63	09:32:07.069
7 -	57.583	0.320	75.51	09:33:04.652
<b>8 -</b>	<b>57.263 (1)</b>		<b>75.94</b>	<b>09:34:01.915</b>
9 -	57.467 <b>(2)</b>	0.204	75.67	09:34:59.382
10 -	2:42.978 <b>P</b>	1:45.715	26.68	09:37:42.360
11 -	1:15.764	18.501	57.39	09:38:58.124
12 -	4:31.383 <b>P</b>	3:34.120	16.02	09:43:29.507
13 -	1:09.436	12.173	62.62	09:44:38.943
14 -	57.708	0.445	75.35	09:45:36.651
15 -	57.550 <b>(3)</b>	0.287	75.56	09:46:34.201
16 -	58.719	1.456	74.05	09:47:32.920

<b>P2 63 Oliver ALLWOOD</b>				
LAP	LAP TIME	DIFF	MPH	TIME OF DAY
1 -	1:01.543	4.196	70.65	09:26:20.486
2 -	59.108	1.761	73.57	09:27:19.594
3 -	57.882	0.535	75.12	09:28:17.476
4 -	57.399 <b>(2)</b>	0.052	75.76	09:29:14.875
5 -	58.344	0.997	74.53	09:30:13.219
6 -	1:53.751 <b>P</b>	56.404	38.22	09:32:06.970
7 -	1:00.248	2.901	72.17	09:33:07.218
8 -	57.932	0.585	75.06	09:34:05.150
9 -	57.879	0.532	75.13	09:35:03.029
<b>10 -</b>	<b>57.347 (1)</b>		<b>75.82</b>	<b>09:36:00.376</b>
11 -	2:33.710 <b>P</b>	1:36.363	28.29	09:38:34.086
12 -	4:23.602 <b>P</b>	3:26.255	16.49	09:42:57.688
13 -	1:02.811	5.464	69.23	09:44:00.499
14 -	58.883	1.536	73.85	09:44:59.382
15 -	57.823	0.476	75.20	09:45:57.205
16 -	57.701 <b>(3)</b>	0.354	75.36	09:46:54.906

<b>P3 88 Stuart SYMONDS</b>				
LAP	LAP TIME	DIFF	MPH	TIME OF DAY
1 -	1:03.910	6.490	68.04	09:26:25.925
2 -	58.016	0.596	74.95	09:27:23.941
3 -	1:01.098	3.678	71.17	09:28:25.039
4 -	59.076	1.656	73.61	09:29:24.115
5 -	57.865	0.445	75.15	09:30:21.980
6 -	57.734	0.314	75.32	09:31:19.714
7 -	58.175	0.755	74.75	09:32:17.889
8 -	57.624 <b>(3)</b>	0.204	75.46	09:33:15.513
9 -	1:59.151 <b>P</b>	1:01.731	36.49	09:35:14.664
10 -	1:14.765	17.345	58.16	09:36:29.429
11 -	57.628	0.208	75.45	09:37:27.057
12 -	58.028	0.608	74.93	09:38:25.085
13 -	4:31.514 <b>P</b>	3:34.094	16.01	09:42:56.599
14 -	1:09.518	12.098	62.55	09:44:06.117
15 -	57.439 <b>(2)</b>	0.019	75.70	09:45:03.556
<b>16 -</b>	<b>57.420 (1)</b>		<b>75.73</b>	<b>09:46:00.976</b>
17 -	1:03.437	6.017	68.54	09:47:04.413

DIFF = Difference To Personal Best Lap

<b>P4 4 Adam BESSELL</b>				
LAP	LAP TIME	DIFF	MPH	TIME OF DAY
1 -	1:02.581	4.906	69.48	09:27:40.552
2 -	58.406	0.731	74.45	09:28:38.958
3 -	58.330	0.655	74.55	09:29:37.288
4 -	57.882 <b>D</b>	0.207	75.12	09:30:35.170
5 -	59.149	1.474	73.51	09:31:34.319
6 -	57.808 <b>(3)</b>	0.133	75.22	09:32:32.127
7 -	58.085	0.410	74.86	09:33:30.212
8 -	58.132	0.457	74.80	09:34:28.344
9 -	1:00.425	2.750	71.96	09:35:28.769
10 -	3:23.829 <b>P</b>	2:26.154	21.33	09:38:52.598
11 -	4:52.740 <b>P</b>	3:55.065	14.85	09:43:45.338
12 -	1:00.670	2.995	71.67	09:44:46.008
13 -	57.781 <b>(2)</b>	0.106	75.26	09:45:43.789
<b>14 -</b>	<b>57.675 (1)</b>		<b>75.39</b>	<b>09:46:41.464</b>
15 -	57.809	0.134	75.22	09:47:39.273

<b>P5 77 Steve FODEN</b>				
LAP	LAP TIME	DIFF	MPH	TIME OF DAY
1 -	1:03.193	5.459	68.81	09:27:40.444
2 -	58.267	0.533	74.63	09:28:38.711
3 -	58.393	0.659	74.47	09:29:37.104
4 -	57.735 <b>(2)</b>	0.001	75.32	09:30:34.839
5 -	59.082	1.348	73.60	09:31:33.921
6 -	58.607	0.873	74.19	09:32:32.528
7 -	57.913	0.179	75.08	09:33:30.441
8 -	57.881	0.147	75.13	09:34:28.322
9 -	57.810 <b>(3)</b>	0.076	75.22	09:35:26.132
10 -	2:26.007 <b>P</b>	1:28.273	29.78	09:37:52.139
11 -	1:03.519	5.785	68.46	09:38:55.658
12 -	4:42.597 <b>P</b>	3:44.863	15.38	09:43:38.255
13 -	1:06.170	8.436	65.71	09:44:44.425
14 -	57.819	0.085	75.21	09:45:42.244
15 -	57.914	0.180	75.08	09:46:40.158
<b>16 -</b>	<b>57.734 (1)</b>		<b>75.32</b>	<b>09:47:37.892</b>

<b>P6 54 Marcus BAILEY (M)</b>				
LAP	LAP TIME	DIFF	MPH	TIME OF DAY
1 -	1:02.502	4.717	69.57	09:26:20.833
2 -	59.289	1.504	73.34	09:27:20.122
3 -	58.050	0.265	74.91	09:28:18.172
4 -	58.067	0.282	74.88	09:29:16.239
5 -	58.002	0.217	74.97	09:30:14.241
<b>6 -</b>	<b>57.785 (1)</b>		<b>75.25</b>	<b>09:31:12.026</b>
7 -	1:18.094 <b>P</b>	20.309	55.68	09:32:30.120
8 -	1:02.527	4.742	69.54	09:33:32.647
9 -	58.013	0.228	74.95	09:34:30.660
10 -	57.984 <b>(3)</b>	0.199	74.99	09:35:28.644
11 -	58.143	0.358	74.79	09:36:26.787
12 -	57.893 <b>(2)</b>	0.108	75.11	09:37:24.680
13 -	1:01.325	3.540	70.91	09:38:26.005
14 -	4:50.046 <b>P</b>	3:52.261	14.99	09:43:16.051
15 -	1:05.366	7.581	66.52	09:44:21.417
16 -	59.044	1.259	73.65	09:45:20.461

<b>P7 29 Adam CRAIG</b>				
LAP	LAP TIME	DIFF	MPH	TIME OF DAY
1 -	1:04.034	6.104	67.91	09:27:12.658
2 -	58.598	0.668	74.21	09:28:11.256
3 -	58.401	0.471	74.46	09:29:09.657

Weather / Track : Bright / Dry

Brands Hatch Indy  
Circuit Length = 1.2079 miles  
Start: 09:25 Flag 09:46 End: 09:49

# BRSCC Mazda MX-5 Championship - Group 2

## QUALIFYING - LAP ANALYSIS

DIFF = Difference To Personal Best Lap

4 -	57.960 (2)	0.030	75.02	09:30:07.617
5 -	58.592	0.662	74.21	09:31:06.209
6 -	58.832 D	0.902	73.91	09:32:05.041
7 -	58.186	0.256	74.73	09:33:03.227
8 -	58.076	0.146	74.87	09:34:01.303
9 -	<b>57.930 (1)</b>		<b>75.06</b>	<b>09:34:59.233</b>
10 -	58.523	0.593	74.30	09:35:57.756
11 -	58.080	0.150	74.87	09:36:55.836
12 -	57.999 (3)	0.069	74.97	09:37:53.835
13 -	5:04.898 P	4:06.968	14.26	09:42:58.733
14 -	1:02.424	4.494	69.66	09:44:01.157
15 -	58.560	0.630	74.25	09:44:59.717
16 -	58.090	0.160	74.85	09:45:57.807
17 -	58.223	0.293	74.68	09:46:56.030

### P8 40 Ben HANCY

LAP	LAP TIME	DIFF	MPH	TIME OF DAY
1 -	1:01.879	3.692	70.27	09:26:21.457
2 -	1:01.370	3.183	70.85	09:27:22.827
3 -	59.221	1.034	73.43	09:28:22.048
4 -	59.030	0.843	73.66	09:29:21.078
5 -	58.831 (3)	0.644	73.91	09:30:19.909
6 -	58.859	0.672	73.88	09:31:18.768
7 -	59.790	1.603	72.73	09:32:18.558
8 -	58.485 (2)	0.298	74.35	09:33:17.043
9 -	1:50.853 P	52.666	39.22	09:35:07.896
10 -	4:04.624 D	3.437	70.56	09:36:09.520
11 -	<b>58.187 (1)</b>		<b>74.73</b>	<b>09:37:07.707</b>
12 -	59.251	1.064	73.39	09:38:06.958
13 -	59.133	0.946	73.53	09:39:06.091
14 -	4:37.315 P	3:39.128	15.68	09:43:43.406
15 -	1:02.397	4.210	69.69	09:44:45.803
16 -	1:01.771	3.584	70.39	09:45:47.574
17 -	59.082	0.895	73.60	09:46:46.656

### P9 44 Yoshihiro ITO

LAP	LAP TIME	DIFF	MPH	TIME OF DAY
1 -	1:04.907	6.493	66.99	09:26:26.427
2 -	58.772	0.358	73.99	09:27:25.199
3 -	1:00.345	1.931	72.06	09:28:25.544
4 -	59.198	0.784	73.45	09:29:24.742
5 -	59.000	0.586	73.70	09:30:23.742
6 -	58.489 (2)	0.075	74.34	09:31:22.231
7 -	58.516 (3)	0.102	74.31	09:32:20.747
8 -	1:01.363	2.949	70.86	09:33:22.110
9 -	4:42.258 P	3:43.844	15.40	09:38:04.368
10 -	1:05.566	7.152	66.32	09:39:09.934
11 -	4:30.323 P	3:31.909	16.08	09:43:40.257
12 -	1:06.418	8.004	65.47	09:44:46.675
13 -	59.187	0.773	73.47	09:45:45.862
14 -	<b>58.414 (1)</b>		<b>74.44</b>	<b>09:46:44.276</b>

### P10 30 Dave TURTON

LAP	LAP TIME	DIFF	MPH	TIME OF DAY
1 -	1:03.774	5.211	68.18	09:26:27.165
2 -	59.268	0.705	73.37	09:27:26.433
3 -	59.706	1.143	72.83	09:28:26.139
4 -	59.205	0.642	73.44	09:29:25.344
5 -	59.155	0.592	73.51	09:30:24.499
6 -	58.584 (2)	0.021	74.22	09:31:23.083
7 -	<b>58.563 (1)</b>		<b>74.25</b>	<b>09:32:21.646</b>
8 -	59.031	0.468	73.66	09:33:20.677

DIFF = Difference To Personal Best Lap

9 -	58.873 (3)	0.310	73.86	09:34:19.550
10 -	59.257	0.694	73.38	09:35:18.807
11 -	59.380	0.817	73.23	09:36:18.187
12 -	2:35.813 P	1:37.250	27.90	09:38:54.000
13 -	4:16.006 P	3:17.443	16.98	09:43:10.006
14 -	1:02.927	4.364	69.10	09:44:12.933
15 -	59.581	1.018	72.98	09:45:12.514
16 -	59.412	0.849	73.19	09:46:11.926
17 -	59.450	0.887	73.14	09:47:11.376

### P11 8 Lewis CANNON

LAP	LAP TIME	DIFF	MPH	TIME OF DAY
1 -	1:06.063	7.484	65.82	09:26:42.880
2 -	59.629	1.050	72.92	09:27:42.509
3 -	59.304	0.725	73.32	09:28:41.813
4 -	58.964	0.385	73.75	09:29:40.777
5 -	58.992	0.413	73.71	09:30:39.769
6 -	58.720 (3)	0.141	74.05	09:31:38.489
7 -	58.962	0.383	73.75	09:32:37.451
8 -	58.664 D	0.085	74.12	09:33:36.115
9 -	58.733	0.154	74.04	09:34:34.848
10 -	59.499 D	0.620	73.45	09:35:34.047
11 -	<b>58.579 (1)</b>		<b>74.23</b>	<b>09:36:32.626</b>
12 -	58.702 (2)	0.123	74.07	09:37:31.328
13 -	59.277	0.698	73.36	09:38:30.605
14 -	4:28.777 P	3:30.198	16.17	09:42:59.382
15 -	1:01.501	2.922	70.70	09:44:00.883
16 -	1:00.826	2.247	71.49	09:45:01.709
17 -	1:00.112	1.533	72.34	09:46:01.821

### P12 3 Richard WOOTTEN

LAP	LAP TIME	DIFF	MPH	TIME OF DAY
1 -	1:06.890	8.159	65.01	09:27:12.038
2 -	59.975	1.244	72.50	09:28:12.013
3 -	58.790 (2)	0.059	73.96	09:29:10.803
4 -	1:00.111	1.380	72.34	09:30:10.914
5 -	59.023	0.292	73.67	09:31:09.937
6 -	1:00.355	1.624	72.05	09:32:10.292
7 -	1:00.360	1.629	72.04	09:33:10.652
8 -	59.387	0.656	73.22	09:34:10.039
9 -	58.965	0.234	73.74	09:35:09.004
10 -	59.423	0.692	73.18	09:36:08.427
11 -	59.536	0.805	73.04	09:37:07.963
12 -	1:00.588	1.857	71.77	09:38:08.551
13 -	1:00.035	1.304	72.43	09:39:08.586
14 -	4:19.743 P	3:21.012	16.74	09:43:28.329
15 -	1:04.222	5.491	67.71	09:44:32.551
16 -	58.850 (3)	0.119	73.89	09:45:31.401
17 -	59.377	0.646	73.23	09:46:30.778
18 -	<b>58.731 (1)</b>		<b>74.04</b>	<b>09:47:29.509</b>

### P13 7 Adrian BURGE (M)

LAP	LAP TIME	DIFF	MPH	TIME OF DAY
1 -	1:04.733	5.681	67.17	09:26:51.642
2 -	59.695	0.643	72.84	09:27:51.337
3 -	1:01.010	1.958	71.27	09:28:52.347
4 -	59.400	0.348	73.20	09:29:51.747
5 -	59.593	0.541	72.97	09:30:51.340
6 -	1:46.629 P	47.577	40.78	09:32:37.969
7 -	1:02.777	3.725	69.27	09:33:40.746
8 -	1:02.224	3.172	69.88	09:34:42.970
9 -	1:00.293	1.241	72.12	09:35:43.263

Weather / Track : Bright / Dry

Brands Hatch Indy

Circuit Length = 1.2079 miles

Start: 09:25 Flag 09:46 End: 09:49

# BRSCC Mazda MX-5 Championship - Group 2

## QUALIFYING - LAP ANALYSIS

DIFF = Difference To Personal Best Lap

10 -	59.917	0.865	72.57	09:36:43.180
11 -	59.149 (2)	0.097	73.51	09:37:42.329
12 -	5:07.825 P	4:08.773	14.12	09:42:50.154
13 -	1:03.526	4.474	68.45	09:43:53.680
14 -	59.375	0.323	73.23	09:44:53.055
15 -	<b>59.052 (1)</b>		<b>73.64</b>	<b>09:45:52.107</b>
16 -	59.326 (3)	0.274	73.30	09:46:51.433

### P14 56 Thomas JENKINS

LAP	LAP TIME	DIFF	MPH	TIME OF DAY
1 -	1:12.384	13.237	60.07	09:27:11.920
2 -	1:02.374	3.227	69.71	09:28:14.294
3 -	1:00.186	1.039	72.25	09:29:14.480
4 -	1:00.073	0.926	72.38	09:30:14.553
5 -	59.216 (2)	0.069	73.43	09:31:13.769
6 -	59.755	0.608	72.77	09:32:13.524
7 -	59.653	0.506	72.89	09:33:13.177
8 -	59.997	0.850	72.48	09:34:13.174
9 -	<b>59.147 (1)</b>		<b>73.52</b>	<b>09:35:12.321</b>
10 -	59.991	0.844	72.48	09:36:12.312
11 -	59.855	0.708	72.65	09:37:12.167
12 -	59.822	0.675	72.69	09:38:11.989
13 -	59.880	0.733	72.62	09:39:11.869
14 -	4:09.422 P	3:10.275	17.43	09:43:21.291
15 -	1:02.345	3.198	69.75	09:44:23.636
16 -	1:00.063	0.916	72.40	09:45:23.699
17 -	1:00.042	0.895	72.42	09:46:23.741
18 -	59.638 (3)	0.491	72.91	09:47:23.379

### P15 60 Nick LE DOYEN (M)

LAP	LAP TIME	DIFF	MPH	TIME OF DAY
1 -	1:06.329	7.043	65.56	09:26:56.214
2 -	1:01.472	2.186	70.74	09:27:57.686
3 -	59.845	0.559	72.66	09:28:57.531
4 -	1:00.304	1.018	72.11	09:29:57.835
5 -	59.454	0.168	73.14	09:30:57.289
6 -	<b>59.286 (1)</b>		<b>73.34</b>	<b>09:31:56.575</b>
7 -	1:00.998	1.712	71.29	09:32:57.573
8 -	1:00.504	1.218	71.87	09:33:58.077
9 -	59.842	0.556	72.66	09:34:57.919
10 -	59.807	0.521	72.71	09:35:57.726
11 -	6:57.525 P	5:58.239	10.41	09:42:55.251
12 -	1:04.797	5.511	67.11	09:44:00.048
13 -	1:00.285	0.999	72.13	09:45:00.333
14 -	59.365 (3)	0.079	73.25	09:45:59.698
15 -	59.316 (2)	0.030	73.31	09:46:59.014

### P16 22 Owen MILLS

LAP	LAP TIME	DIFF	MPH	TIME OF DAY
1 -	1:13.251	13.960	59.36	09:26:55.305
2 -	1:06.559	7.268	65.33	09:28:01.864
3 -	1:03.207	3.916	68.79	09:29:05.071
4 -	1:02.637	3.346	69.42	09:30:07.708
5 -	1:02.188	2.897	69.92	09:31:09.896
6 -	1:00.745	1.454	71.58	09:32:10.641
7 -	1:01.215	1.924	71.03	09:33:11.856
8 -	1:00.218 (3)	0.927	72.21	09:34:12.074
9 -	<b>59.291 (1)</b>		<b>73.34</b>	<b>09:35:11.365</b>
10 -	1:01.183	1.892	71.07	09:36:12.548
11 -	1:00.359	1.068	72.04	09:37:12.907
12 -	1:00.375	1.084	72.02	09:38:13.282
13 -	5:20.516 P	4:21.225	13.56	09:43:33.798

DIFF = Difference To Personal Best Lap

14 -	1:08.772	9.481	63.23	09:44:42.570
15 -	59.542 (2)	0.251	73.03	09:45:42.112
16 -	1:01.381	2.090	70.84	09:46:43.493

### P17 98 Oliver SIGHE

LAP	LAP TIME	DIFF	MPH	TIME OF DAY
1 -	1:03.790	4.461	68.17	09:26:57.733
2 -	1:01.299	1.970	70.94	09:27:59.032
3 -	59.552 (3)	0.223	73.02	09:28:58.584
4 -	59.810	0.481	72.70	09:29:58.394
5 -	<b>59.329 (1)</b>		<b>73.29</b>	<b>09:30:57.723</b>
6 -	59.352 (2)	0.023	73.26	09:31:57.075
7 -	1:00.761	1.432	71.56	09:32:57.836
8 -	1:00.260	0.931	72.16	09:33:58.096
9 -	1:00.461	1.132	71.92	09:34:58.557
10 -	1:00.054	0.725	72.41	09:35:58.611
11 -	1:00.043	0.714	72.42	09:36:58.654
12 -	5:54.670 P	4:55.341	12.26	09:42:53.324
13 -	1:03.228	3.899	68.77	09:43:56.552
14 -	59.849	0.520	72.65	09:44:56.401
15 -	59.968	0.639	72.51	09:45:56.369
16 -	1:00.773	1.444	71.55	09:46:57.142

### P18 82 Michael KNIBBS

LAP	LAP TIME	DIFF	MPH	TIME OF DAY
1 -	1:01.653	2.184	70.53	09:27:51.036
2 -	1:02.803	3.334	69.24	09:28:53.839
3 -	1:00.151	0.682	72.29	09:29:53.990
4 -	59.616 (2)	0.147	72.94	09:30:53.606
5 -	59.695 (3)	0.226	72.84	09:31:53.301
6 -	2:32.144 P	1:32.675	28.58	09:34:25.445
7 -	54.448		79.86	09:35:19.894
8 -	<b>59.469 (1)</b>		<b>73.12</b>	<b>09:36:19.363</b>
9 -	59.703	0.234	72.83	09:37:19.066
10 -	59.804	0.335	72.71	09:38:18.870
11 -	5:03.754 P	4:04.285	14.31	09:43:22.624
12 -	1:08.787	9.318	63.21	09:44:31.412
13 -	59.938	0.469	72.55	09:45:31.350
14 -	1:02.156	2.687	69.96	09:46:33.506
15 -	1:00.586	1.117	71.77	09:47:34.092

### P19 45 Graham RUMSEY (M)

LAP	LAP TIME	DIFF	MPH	TIME OF DAY
1 -	1:00.383	0.770	72.01	09:28:43.779
2 -	1:00.394	0.781	72.00	09:29:44.173
3 -	1:01.115	1.502	71.15	09:30:45.288
4 -	1:00.668	1.055	71.67	09:31:45.956
5 -	1:00.806	1.193	71.51	09:32:46.762
6 -	1:01.168	1.555	71.09	09:33:47.930
7 -	1:00.261 (3)	0.648	72.16	09:34:48.191
8 -	1:00.589	0.976	71.77	09:35:48.780
9 -	1:00.232 (2)	0.619	72.19	09:36:49.012
10 -	1:00.274	0.661	72.14	09:37:49.286
11 -	1:01.425	1.812	70.79	09:38:50.711
12 -	4:11.647 P	3:12.034	17.28	09:43:02.358
13 -	1:04.510	4.897	67.40	09:44:06.869
14 -	<b>59.613 (1)</b>		<b>72.94</b>	<b>09:45:06.482</b>
15 -	1:00.736	1.123	71.59	09:46:07.218
16 -	1:00.292	0.679	72.12	09:47:07.510

Weather / Track : Bright / Dry

Brands Hatch Indy

Circuit Length = 1.2079 miles

Start: 09:25 Flag 09:46 End: 09:49

# BRSCC Mazda MX-5 Championship - Group 2

## QUALIFYING - LAP ANALYSIS

DIFF = Difference To Personal Best Lap

P20 11 Sam JARVIS				
LAP	LAP TIME	DIFF	MPH	TIME OF DAY
1 -	1:07.866	8.232	64.07	09:26:44.086
2 -	1:01.712	2.078	70.46	09:27:45.798
3 -	1:00.545	0.911	71.82	09:28:46.343
4 -	1:01.135	1.501	71.13	09:29:47.478
5 -	1:00.195	0.561	72.24	09:30:47.673
6 -	1:00.611	0.977	71.74	09:31:48.284
7 -	59.883 (3)	0.249	72.61	09:32:48.167
8 -	1:01.902	2.268	70.24	09:33:50.069
9 -	<b>59.634 (1)</b>		<b>72.92</b>	<b>09:34:49.703</b>
10 -	1:01.176	1.542	71.08	09:35:50.879
11 -	1:02.583	2.949	69.48	09:36:53.462
12 -	59.885	0.251	72.61	09:37:53.347
13 -	1:07.728	8.094	64.20	09:39:01.075
14 -	4:31.261 P	3:31.627	16.03	09:43:32.336
15 -	1:08.896	9.262	63.11	09:44:41.232
16 -	59.735 (2)	0.101	72.79	09:45:40.967
17 -	1:00.236	0.602	72.19	09:46:41.203
18 -	1:00.831	1.197	71.48	09:47:42.034

P21 57 Oliver JENKINS				
LAP	LAP TIME	DIFF	MPH	TIME OF DAY
1 -	1:08.812	9.128	63.19	09:26:52.226
2 -	1:01.447	1.763	70.76	09:27:53.673
3 -	1:01.242	1.558	71.00	09:28:54.915
4 -	<del>1:00.424</del> D	0.437	72.33	09:29:55.036
5 -	1:00.015	0.331	72.45	09:30:55.051
6 -	59.826 (2)	0.142	72.68	09:31:54.877
7 -	1:02.270	2.586	69.83	09:32:57.147
8 -	1:01.539	1.855	70.66	09:33:58.686
9 -	1:00.177	0.493	72.26	09:34:58.863
10 -	1:00.863	1.179	71.44	09:35:59.726
11 -	1:00.678	0.994	71.66	09:37:00.404
12 -	59.975 (3)	0.291	72.50	09:38:00.379
13 -	<b>59.684 (1)</b>		<b>72.86</b>	<b>09:39:00.063</b>
14 -	4:11.379 P	3:11.695	17.29	09:43:11.442
15 -	1:03.970	4.286	67.97	09:44:15.412
16 -	1:00.516	0.832	71.85	09:45:15.928
17 -	1:00.394	0.710	72.00	09:46:16.322
18 -	1:00.119	0.435	72.33	09:47:16.441

P22 10 Thomas MALLETT				
LAP	LAP TIME	DIFF	MPH	TIME OF DAY
1 -	1:06.877	6.914	65.02	09:26:56.051
2 -	1:03.425	3.462	68.56	09:27:59.476
3 -	1:01.154	1.191	71.10	09:29:00.630
4 -	1:01.088	1.125	71.18	09:30:01.718
5 -	1:01.418	1.455	70.80	09:31:03.136
6 -	1:00.402	0.439	71.99	09:32:03.538
7 -	1:01.991	2.028	70.14	09:33:05.529
8 -	1:00.456	0.493	71.93	09:34:05.985
9 -	1:00.616	0.653	71.74	09:35:06.601
10 -	59.964 (2)	0.001	72.52	09:36:06.565
11 -	<b>59.963 (1)</b>		<b>72.52</b>	<b>09:37:06.528</b>
12 -	5:46.061 P	4:46.098	12.56	09:42:52.589
13 -	1:04.600	4.637	67.31	09:43:57.189
14 -	59.991 (3)	0.028	72.48	09:44:57.180
15 -	1:00.556	0.593	71.81	09:45:57.736
16 -	1:00.840	0.877	71.47	09:46:58.576

DIFF = Difference To Personal Best Lap

P23 78 Richard BARTLETT (M)				
LAP	LAP TIME	DIFF	MPH	TIME OF DAY
1 -	1:06.519	6.505	65.37	09:26:38.330
2 -	1:02.439	2.425	69.64	09:27:40.769
3 -	1:00.957	0.943	71.33	09:28:41.726
4 -	1:01.403	1.389	70.82	09:29:43.129
5 -	1:02.544	2.530	69.52	09:30:45.673
6 -	1:01.196	1.182	71.06	09:31:46.869
7 -	1:00.777 (3)	0.763	71.55	09:32:47.646
8 -	1:01.190	1.176	71.06	09:33:48.836
9 -	1:00.332 (2)	0.318	72.07	09:34:49.168
10 -	8:04.997 P	7:04.983	8.96	09:42:54.165
11 -	1:03.778	3.764	68.18	09:43:57.943
12 -	<b>1:00.014 (1)</b>		<b>72.45</b>	<b>09:44:57.957</b>
13 -	1:01.728	1.714	70.44	09:45:59.685
14 -	1:01.060	1.046	71.21	09:47:00.745

P24 20 Christopher GINN (M)				
LAP	LAP TIME	DIFF	MPH	TIME OF DAY
1 -	1:07.486	7.306	64.43	09:27:00.023
2 -	1:01.650	1.470	70.53	09:28:01.673
3 -	1:00.838	0.658	71.47	09:29:02.511
4 -	1:01.202	1.022	71.05	09:30:03.713
5 -	1:01.532	1.352	70.67	09:31:05.245
6 -	1:02.967	2.787	69.06	09:32:08.212
7 -	1:00.857	0.677	71.45	09:33:09.069
8 -	1:00.827	0.647	71.49	09:34:09.896
9 -	1:01.198	1.018	71.05	09:35:11.094
10 -	1:00.719	0.539	71.61	09:36:11.813
11 -	1:00.405 (2)	0.225	71.99	09:37:12.218
12 -	1:00.772	0.592	71.55	09:38:12.990
13 -	5:11.780 P	4:11.600	13.94	09:43:24.770
14 -	1:04.847	4.667	67.05	09:44:29.617
15 -	1:00.566 (3)	0.386	71.79	09:45:30.183
16 -	1:00.901	0.721	71.40	09:46:31.084
17 -	<b>1:00.180 (1)</b>		<b>72.25</b>	<b>09:47:31.264</b>

P25 191 Andrew BARRETT (M)				
LAP	LAP TIME	DIFF	MPH	TIME OF DAY
1 -	1:09.991	9.412	62.13	09:26:55.049
2 -	1:05.638	5.059	66.25	09:28:00.687
3 -	1:03.662	3.083	68.30	09:29:04.349
4 -	4:51.837 P	3:51.258	14.90	09:33:56.186
5 -	1:07.703	7.124	64.23	09:35:03.889
6 -	1:01.177	0.598	71.08	09:36:05.066
7 -	1:00.850 (2)	0.271	71.46	09:37:05.916
8 -	1:01.215	0.636	71.03	09:38:07.131
9 -	1:01.367	0.788	70.86	09:39:08.498
10 -	4:10.467 P	3:09.888	17.36	09:43:18.965
11 -	1:04.078	3.499	67.86	09:44:23.043
12 -	<b>1:00.579 (1)</b>		<b>71.78</b>	<b>09:45:23.622</b>
13 -	1:02.291	1.712	69.81	09:46:25.913
14 -	1:00.950 (3)	0.371	71.34	09:47:26.863

P26 21 Chris MOLLOY (M)				
LAP	LAP TIME	DIFF	MPH	TIME OF DAY
1 -	1:07.947	6.789	63.99	09:29:28.831
2 -	1:02.835	1.677	69.20	09:30:31.666
3 -	1:04.864	3.706	67.04	09:31:36.530
4 -	1:02.916	1.758	69.11	09:32:39.446
5 -	<b>1:01.158 (1)</b>		<b>71.10</b>	<b>09:33:40.604</b>

Weather / Track : Bright / Dry

Brands Hatch Indy  
Circuit Length = 1.2079 miles  
Start: 09:25 Flag 09:46 End: 09:49

# BRSCC Mazda MX-5 Championship - Group 2

## QUALIFYING - LAP ANALYSIS

DIFF = Difference To Personal Best Lap

6 -	1:05.085	3.927	66.81	09:34:45.689
7 -	1:03.007	1.849	69.01	09:35:48.696
8 -	2:58.795 <b>P</b>	1:57.637	24.32	09:38:47.491
9 -	4:21.634 <b>P</b>	3:20.476	16.62	09:43:09.125
10 -	1:05.597	4.439	66.29	09:44:14.722
11 -	1:02.588	1.430	69.47	09:45:17.310
12 -	1:01.382 <b>(3)</b>	0.224	70.84	09:46:18.692
13 -	1:01.212 <b>(2)</b>	0.054	71.04	09:47:19.904

### P27 68 Ashley HEATH (M)

LAP	LAP TIME	DIFF	MPH	TIME OF DAY
1 -	1:10.729	9.368	61.48	09:26:38.242
2 -	1:04.191	2.830	67.74	09:27:42.433
3 -	1:02.808	1.447	69.23	09:28:45.241
4 -	1:02.172	0.811	69.94	09:29:47.413
5 -	1:02.590	1.229	69.47	09:30:50.003
<b>6 -</b>	<b>1:01.361 (1)</b>		<b>70.86</b>	<b>09:31:51.364</b>
7 -	2:43.747 <b>P</b>	1:42.386	26.55	09:34:35.111
8 -	1:09.754	8.393	62.34	09:35:44.865
9 -	1:02.031	0.670	70.10	09:36:46.896
10 -	1:02.379	1.018	69.71	09:37:49.275
11 -	1:02.335	0.974	69.76	09:38:51.610
12 -	4:14.624 <b>P</b>	3:13.263	17.07	09:43:06.234
13 -	1:07.756	6.395	64.18	09:44:13.990
14 -	1:01.398 <b>(2)</b>	0.037	70.82	09:45:15.388
15 -	1:01.890	0.529	70.26	09:46:17.278
16 -	1:01.488 <b>(3)</b>	0.127	70.72	09:47:18.766

### P28 42 Toby OWEN

LAP	LAP TIME	DIFF	MPH	TIME OF DAY
1 -	1:05.811	4.388	66.07	09:26:57.396
2 -	1:03.039	1.616	68.98	09:28:00.435
<b>3 -</b>	<b>1:01.423 (1)</b>		<b>70.79</b>	<b>09:29:01.858</b>
4 -	1:02.848 <b>(3)</b>	1.425	69.19	09:30:04.706
5 -	1:01.608 <b>(2)</b>	0.185	70.58	09:31:06.314
6 -	1:03.636	2.213	68.33	09:32:09.950
7 -	1:03.124	1.701	68.88	09:33:13.074
8 -	1:04.956	3.533	66.94	09:34:18.030
9 -	1:34.274 <b>P</b>	32.851	46.12	09:35:52.304

### P29 73 Jon WOOD (M)

LAP	LAP TIME	DIFF	MPH	TIME OF DAY
1 -	1:14.167	12.550	58.63	09:27:22.152
2 -	1:09.640	8.023	62.44	09:28:31.792
3 -	1:08.409	6.792	63.56	09:29:40.201
4 -	1:05.310	3.693	66.58	09:30:45.511
5 -	1:05.229	3.612	66.66	09:31:50.740
6 -	1:06.964	5.347	64.93	09:32:57.704
7 -	1:03.760	2.143	68.20	09:34:01.464
8 -	1:03.156	1.539	68.85	09:35:04.620
9 -	1:03.092 <b>(3)</b>	1.475	68.92	09:36:07.712
10 -	1:02.613 <b>(2)</b>	0.996	69.45	09:37:10.325
<b>11 -</b>	<b>1:01.617 (1)</b>		<b>70.57</b>	<b>09:38:11.942</b>

### P30 36 Simon RICKETTS (M)

LAP	LAP TIME	DIFF	MPH	TIME OF DAY
1 -	1:19.102	17.437	54.97	09:26:45.384
2 -	1:05.479	3.814	66.41	09:27:50.863
3 -	1:06.058	4.393	65.83	09:28:56.921
4 -	1:03.854	2.189	68.10	09:30:00.775
5 -	1:03.630 <b>(3)</b>	1.965	68.34	09:31:04.405

DIFF = Difference To Personal Best Lap

6 -	1:04.618	2.953	67.29	09:32:09.023
<b>7 -</b>	<b>1:01.665 (1)</b>		<b>70.51</b>	<b>09:33:10.688</b>
8 -	1:02.745 <b>(2)</b>	1.080	69.30	09:34:13.433

### P31 2 Jake STYLES

LAP	LAP TIME	DIFF	MPH	TIME OF DAY
1 -	1:14.288	9.406	58.53	09:27:11.618
2 -	1:06.075	1.193	65.81	09:28:17.693
3 -	1:05.878 <b>(3)</b>	0.996	66.00	09:29:23.571
4 -	1:05.487 <b>(2)</b>	0.605	66.40	09:30:29.058
5 -	1:11.116	6.234	61.14	09:31:40.174
<b>6 -</b>	<b>1:04.882 (1)</b>		<b>67.02</b>	<b>09:32:45.056</b>

Weather / Track : Bright / Dry

## BRSCC Mazda MX-5 Championship - Group 2

### QUALIFYING - STATISTICS

**Competitors Started** 63  
**Planned Start** 2019-03-23 @ 09:30:00.000  
**Actual Start** 2019-03-23 @ 09:25:12.526  
**Finish Time** 2019-03-23 @ 09:46:42.014  
**Track Length** 1.2079mi.  
**Total Laps** 468  
**Total Distance Covered** 565.3185mi.

#### Session Fastest Lap History

NO	NAME	LAP TIME	TIME OF DAY	LAP	VEHICLE
63	Oliver ALLWOOD	<b>59.108</b>	09:27:19.604	2	Mazda MX-5 Mk1
88	Stuart SYMONDS	<b>58.016</b>	09:27:23.952	2	Mazda MX-5 Mk1
63	Oliver ALLWOOD	<b>57.882</b>	09:28:17.492	3	Mazda MX-5 Mk1
63	Oliver ALLWOOD	<b>57.399</b>	09:29:14.889	4	Mazda MX-5 Mk1
83	Brian TROTT (M)	<b>57.263</b>	09:34:01.926	8	Mazda MX-5 Mk1

#### Flag History

TYPE	TIME OF DAY
GREEN	09:25:12.526
RED	09:39:13.229
GREEN	09:42:42.305
FINISH	09:46:42.014

#### Flag Statistics

TYPE	COUNT	TOTAL LAPS	TOTAL TIME
Green	2	17	18:00.411
Red	1	0	3:29.076
Safety Car	0	0	0.000
FCY	0	0	0.000

Weather / Track : Bright / Dry

These results are provisional until the conclusion of any judicial and technical matters.

Brands Hatch Indy

Circuit Length = 1.2079 miles

Start: 09:25 Flag 09:46 End: 09:49

Clerk Of Course :

Timekeeper :




# BRSCC Mazda MX-5 Championship - 1A

## RACE 1 - GRID - AMENDED (20 minutes)

ROW 16	31	24	Oliver GRAHAM			
ROW 15	29	80	Peter TYLER (M)	30	60	Nick LE DOYEN (M)
ROW 14	27	13	Scott LEACH (M)	28	56	Thomas JENKINS
ROW 13	25	26	Charlie RAWLES	26	7	Adrian BURGE (M)
ROW 12	23	55	Matt POLLARD	24	3	Richard WOOTTEN
ROW 11	21	65	William HAYDEN	22	8	Lewis CANNON
ROW 10	19	81	Sebastian FISHER	20	30	Dave TURTON
ROW 9	17	107	Jake BAILEY	18	44	Yoshihiro ITO
ROW 8	15	33	Jason GREATREX (M)	16	40	Ben HANCY
ROW 7	13	23	Martin TOLLEY (M)	14	29	Adam CRAIG
ROW 6	11	72	Matt LUFF	12	54	Marcus BAILEY (M)
ROW 5	9	666	David WATERS	10	77	Steve FODEN
ROW 4	7	71	Ben SHORT	8	4	Adam BESSELL
ROW 3	5	41	Joe WIGGIN	6	88	Stuart SYMONDS
ROW 2	3	1	Will BLACKWELL-CHAMBERS	4	63	Oliver ALLWOOD
ROW 1	1	5	John LANGRIDGE	2	83	Brian TROTT (M)

**Pole**



Brands Hatch Indy  
 Circuit Length = 1.2079 miles


**These results are provisional until the conclusion of any judicial and technical matters.**

Clerk Of Course :		Timekeeper :
-------------------	--	--------------

Results can be found at [www.tsl-timing.com](http://www.tsl-timing.com)

Printed - 10:57 Saturday, 23 March 2019

**BRSCC Mazda MX-5 Championship - 1B**
**RACE 2 - GRID - AMENDED (20 minutes)**

ROW 16	31	<b>34</b> Adam TYRRELL (M)	
ROW 15	29	<b>53</b> Jonathan FIELDSSEND (M)	30 <b>2</b> Jake STYLES
ROW 14	27	<b>90</b> Bruce ROBINSON (M)	28 <b>36</b> Simon RICKETTS (M)
ROW 13	25	<b>27</b> Christian DANN	26 <b>73</b> Jon WOOD (M)
ROW 12	23	<b>14</b> Elliott HANN	24 <b>42</b> Toby OWEN
ROW 11	21	<b>37</b> Tim DORE (M)	22 <b>68</b> Ashley HEATH (M)
ROW 10	19	<b>191</b> Andrew BARRETT (M)	20 <b>43</b> Joseph WILLMOTT
ROW 9	17	<b>20</b> Christopher GINN (M)	18 <b>31</b> Bryn GRIFFITHS (M)
ROW 8	15	<b>78</b> Richard BARTLETT (M)	16 <b>544</b> Jack MOODY
ROW 7	13	<b>10</b> Thomas MALLET	14 <b>25</b> Ivan LEARY (M)
ROW 6	11	<b>57</b> Oliver JENKINS	12 <b>96</b> Charles MUGGLESTONE
ROW 5	9	<b>11</b> Sam JARVIS	10 <b>21</b> Matthew FLETCHER
ROW 4	7	<b>45</b> Graham RUMSEY (M)	8 <b>722</b> Alan HAWKINS (M)
ROW 3	5	<b>82</b> Michael KNIBBS	6 <b>74</b> Clive CHISNALL (M)
ROW 2	3	<b>98</b> Oliver SIGHE	4 <b>91</b> Tom SMITH
ROW 1	1	<b>22</b> Owen MILLS	2 <b>61</b> Richard BAXTER
<b>Pole</b>			
			

 Brands Hatch Indy  
 Circuit Length = 1.2079 miles

**These results are provisional until the conclusion of any judicial and technical matters.**

Clerk Of Course :		Timekeeper :
-------------------	--	--------------

 Results can be found at [www.tsl-timing.com](http://www.tsl-timing.com)

Printed - 10:59 Saturday, 23 March 2019

# BRSCC Mazda MX-5 Championship - 1A

## RACE 1 - CLASSIFICATION - AMENDED

POS	NO	NAME	ENTRY	LAPS	TIME	GAP	DIFF	MPH	BEST	ON
1	83	Brian TROTT (M)	Mazda MX-5 Mk1	21	20:21.153			74.78	57.432	6
2	5	John LANGRIDGE	Mazda MX-5 Mk1	21	20:21.268	0.115	0.115	74.77	57.467	2
3	71	Ben SHORT	Mazda MX-5 Mk1	21	20:21.927	0.774	0.659	74.73	57.377	3
4	41	Joe WIGGIN	Mazda MX-5 Mk1	21	20:22.241	1.088	0.314	74.71	57.382	8
5	63	Oliver ALLWOOD	Mazda MX-5 Mk1	21	20:22.575	1.422	0.334	74.69	57.440	6
6	1	Will BLACKWELL-CHAMBERS	Mazda MX-5 Mk1	21	20:23.000	1.847	0.425	74.66	57.497	6
7	4	Adam BESSELL	Mazda MX-5 Mk1	21	20:24.004	2.851	1.004	74.60	57.392	3
8	72	Matt LUFF	Mazda MX-5 Mk1	21	20:38.598	17.445	14.594	73.72	57.931	5
9	88	Stuart SYMONDS	Mazda MX-5 Mk1	21	20:42.917	21.764	4.319	73.47	57.838	6
10	77*	Steve FODEN	Mazda MX-5 Mk1	21	20:43.180	22.027	0.263	73.45	57.718	3
11	29	Adam CRAIG	Mazda MX-5 Mk1	21	20:45.171	24.018	1.991	73.33	57.944	15
12	33	Jason GREATREX (M)	Mazda MX-5 Mk1	21	20:45.914	24.761	0.743	73.29	58.172	16
13	81	Sebastian FISHER	Mazda MX-5 Mk1	21	20:46.366	25.213	0.452	73.26	58.200	15
14	107	Jake BAILEY	Mazda MX-5 Mk1	21	20:46.390	25.237	0.024	73.26	57.991	21
15	23	Martin TOLLEY (M)	Mazda MX-5 Mk1	21	20:46.579	25.426	0.189	73.25	58.008	15
16	40	Ben HANCY	Mazda MX-5 Mk1	21	20:49.257	28.104	2.678	73.09	57.687	15
17	26	Charlie RAWLES	Mazda MX-5 Mk1	21	20:49.987	28.834	0.730	73.05	58.214	13
18	13	Scott LEACH (M)	Mazda MX-5 Mk1	21	20:51.848	30.695	1.861	72.94	58.058	13
19	44	Yoshihiro ITO	Mazda MX-5 Mk1	21	20:52.766	31.613	0.918	72.89	58.242	17
20	24	Oliver GRAHAM	Mazda MX-5 Mk1	21	20:54.765	33.612	1.999	72.77	58.578	10
21	55	Matt POLLARD	Mazda MX-5 Mk1	21	20:55.122	33.969	0.357	72.75	58.382	16
22	8	Lewis CANNON	Mazda MX-5 Mk1	21	20:58.129	36.976	3.007	72.58	58.503	17
23	30	Dave TURTON	Mazda MX-5 Mk1	21	20:58.713	37.560	0.584	72.55	58.602	10
24	7	Adrian BURGE (M)	Mazda MX-5 Mk1	21	20:59.636	38.483	0.923	72.49	58.676	13
25	60	Nick LE DOYEN (M)	Mazda MX-5 Mk1	21	21:04.223	43.070	4.587	72.23	58.888	9
26	80	Peter TYLER (M)	Mazda MX-5 Mk1	21	21:04.712	43.559	0.489	72.20	58.761	13
27	56	Thomas JENKINS	Mazda MX-5 Mk1	21	21:12.303	51.150	7.591	71.77	58.719	10
28	3	Richard WOOTTEN	Mazda MX-5 Mk1	21	21:17.926	56.773	5.623	71.46	58.518	10
29	54	Marcus BAILEY (M)	Mazda MX-5 Mk1	19	21:12.150	2 Laps	2 Laps	64.94	58.388	12

### NOT CLASSIFIED

DNF	666	David WATERS	Mazda MX-5 Mk1	1	1:09.266	20 Laps	18 Laps	62.78	1:09.266	1
DNF	65	William HAYDEN	Mazda MX-5 Mk1	0						

### FASTEST LAP

71	Ben SHORT	Mazda MX-5 Mk1	3	57.377	75.79 mph	121.97 kph
----	-----------	----------------	---	--------	-----------	------------

Car 77 - 10 second penalty applied for driving in a manner incompatible with general safety ref Reg C1.1.5

Brands Hatch Indy  
 Circuit Length = 1.2079 miles  
 Start: 11:18 Flag 11:38 End: 11:40

Weather / Track : Bright / Dry

These results are provisional until the conclusion of any judicial and technical matters.

Clerk Of Course :	Timekeeper :
-------------------	--------------

# BRSCC Mazda MX-5 Championship - 1A

## RACE 1 - LAP CHART

LAP 1 @ 11:19:44.797			LAP 2 @ 11:20:42.264			LAP 3 @ 11:21:39.908			LAP 4 @ 11:22:37.636			LAP 5 @ 11:23:35.177		
NO	BEHIND	LAP TIME	NO	BEHIND	LAP TIME	NO	BEHIND	LAP TIME	NO	BEHIND	LAP TIME	NO	BEHIND	LAP TIME
5		1:05.001	5		57.467	5		57.644	5		57.728	5		57.541
1	0.147	1:05.148	1	0.374	57.694	1	0.352	57.622	83	0.179	57.447	83	0.275	57.637
83	0.258	1:05.259	83	0.545	57.754	83	0.460	57.559	1	0.661	58.037	1	0.691	57.571
63	0.636	1:05.637	63	0.890	57.721	71	0.906	57.377	71	0.960	57.782	71	0.876	57.457
71	1.097	1:06.098	71	1.173	57.543	63	1.104	57.858	63	1.329	57.953	63	1.385	57.597
4	1.720	1:06.721	4	1.806	57.553	4	1.554	57.392	4	1.697	57.871	4	1.668	57.512
41	2.667	1:07.668	41	2.847	57.647	41	2.633	57.430	41	2.571	57.666	41	2.643	57.613
88	3.513	1:08.514	88	4.452	58.406	88	4.776	57.968	88	4.987	57.939	88	5.549	58.103
54	3.777	1:08.778	54	4.872	58.562	77	5.167	57.718	77	5.328	57.889	77	5.763	57.976
107	4.207	1:09.208	77	5.093	58.015	107	7.130	58.740	107	8.432	59.030	107	9.473	58.582
666	4.265	1:09.266	107	6.034	59.294	33	8.053	59.477	33	8.689	58.364	72	9.626	57.931
77	4.545	1:09.546	33	6.220	58.796	23	8.186	59.247	72	9.236	58.389	33	9.723	58.575
33	4.891	1:09.892	23	6.583	59.148	72	8.575	58.387	23	9.446	58.988	23	10.125	58.220
23	4.902	1:09.903	81	7.532	59.967	81	8.676	58.788	81	9.600	58.652	81	10.418	58.359
81	5.032	1:10.033	72	7.832	59.512	29	9.306	58.961	29	10.410	58.832	29	11.070	58.201
29	5.210	1:10.211	29	7.989	1:00.246	40	9.417	58.874	40	10.573	58.884	40	11.627	58.595
40	5.335	1:10.336	40	8.187	1:00.319	8	10.075	59.195	30	12.505	59.690	8	13.996	58.925
72	5.787	1:10.788	8	8.524	59.705	30	10.543	59.377	8	12.612	1:00.265	30	14.262	59.298
8	6.286	1:11.287	30	8.810	59.665	44	10.837	59.124	44	13.121	1:00.012	44	14.501	58.921
30	6.612	1:11.613	44	9.357	59.882	26	11.213	59.280	26	13.521	1:00.036	26	14.641	58.661
44	6.942	1:11.943	26	9.577	59.440	24	11.508	59.304	3	13.768	59.532	24	15.115	58.731
3	7.537	1:12.538	24	9.848	59.567	3	11.964	59.662	24	13.925	1:00.145	3	15.547	59.320
26	7.604	1:12.605	3	9.946	59.876	56	12.288	59.544	13	13.943	59.148	56	15.881	59.382
24	7.748	1:12.749	56	10.388	59.735	13	12.523	58.780	56	14.040	59.480	13	16.146	59.744
7	7.946	1:12.947	13	11.387	1:00.131	55	13.810	59.523	55	14.615	58.533	55	16.732	59.658
56	8.120	1:13.121	7	11.695	1:01.216	7	13.935	59.884	7	15.569	59.362	7	17.368	59.340
60	8.567	1:13.568	55	11.931	1:00.256	60	14.591	59.820	60	16.103	59.240	60	17.825	59.263
13	8.723	1:13.724	60	12.415	1:01.315	80	14.879	59.414	80	16.722	59.571	80	18.109	58.928
55	9.142	1:14.143	80	13.109	1:01.158				54	1 Lap	2:22.156			
80	9.418	1:14.419												

Weather / Track : Bright / Dry

# BRSCC Mazda MX-5 Championship - 1A

## RACE 1 - LAP CHART

LAP 6 @ 11:24:32.739			LAP 7 @ 11:25:30.675			LAP 8 @ 11:26:28.906			LAP 9 @ 11:27:26.681			LAP 10 @ 11:28:24.443		
NO	BEHIND	LAP TIME	NO	BEHIND	LAP TIME	NO	BEHIND	LAP TIME	NO	BEHIND	LAP TIME	NO	BEHIND	LAP TIME
5		57.562	5		57.936	83		58.091	83		57.775	83		57.762
83	0.145	57.432	83	0.140	57.931	5	0.159	58.390	5	0.142	57.758	5	0.213	57.833
1	0.626	57.497	71	0.740	57.871	71	0.479	57.970	71	0.461	57.757	71	0.346	57.647
71	0.805	57.491	1	0.886	58.196	63	0.660	57.848	63	0.793	57.908	63	0.848	57.817
63	1.263	57.440	63	1.043	57.716	1	1.006	58.351	1	1.059	57.828	1	1.247	57.950
4	1.715	57.609	4	1.573	57.794	4	1.155	57.813	4	1.455	58.075	4	1.785	58.092
41	2.695	57.614	41	2.431	57.672	41	1.582	57.382	41	1.555	57.748	41	1.883	58.090
88	5.825	57.838	77	6.290	58.220	77	6.378	58.319	77	6.913	58.310	77	7.237	58.086
77	6.006	57.805	88	6.682	58.793	88	6.408	57.957	88	7.128	58.495	88	7.508	58.142
72	10.423	58.359	72	10.830	58.343	72	10.789	58.190	72	11.152	58.138	72	11.533	58.143
107	11.393	59.482	107	12.665	59.208	107	12.814	58.380	107	13.706	58.667	107	14.626	58.682
33	11.504	59.343	33	12.990	59.422	33	13.272	58.513	33	13.836	58.339	81	14.731	58.532
23	11.741	59.178	81	13.138	59.165	81	13.447	58.540	81	13.961	58.289	33	15.248	59.174
81	11.909	59.053	23	13.352	59.547	23	13.743	58.622	23	14.213	58.245	23	15.427	58.976
29	12.155	58.647	29	13.741	59.522	40	14.243	58.562	29	15.504	58.779	29	15.734	57.992
40	12.333	58.268	40	13.912	59.515	29	14.500	58.990	40	18.333	1:01.865	40	19.355	58.784
8	15.379	58.945	8	15.972	58.529	8	16.884	59.143	8	18.515	59.406	26	19.715	58.729
44	15.688	58.749	44	16.268	58.516	26	17.826	58.560	26	18.748	58.697	8	19.863	59.110
26	16.658	59.579	26	17.497	58.775	24	18.486	58.821	24	19.620	58.909	24	20.436	58.578
24	16.864	59.311	24	17.896	58.968	44	18.729	1:00.692	44	20.279	59.325	44	20.982	58.465
30	17.007	1:00.307	30	18.413	59.342	30	18.990	58.808	30	20.498	59.283	30	21.338	58.602
3	17.028	59.043	3	18.931	59.839	3	19.235	58.535	3	20.902	59.442	3	21.658	58.518
56	17.509	59.190	56	19.284	59.711	56	20.501	59.448	56	21.820	59.094	56	22.777	58.719
55	18.218	59.048	55	19.742	59.460	13	21.197	59.537	13	21.958	58.536	13	22.922	58.726
13	18.394	59.810	13	19.891	59.433	55	21.313	59.802	55	22.284	58.746	55	23.279	58.757
7	18.867	59.061	7	20.050	59.119	7	21.512	59.693	7	22.994	59.257	7	24.213	58.981
60	19.445	59.182	60	20.571	59.062	80	22.480	59.632	80	23.540	58.835	80	24.560	58.782
80	19.840	59.293	80	21.079	59.175	60	22.977	1:00.637	60	24.090	58.888	60	25.429	59.101
54	2 Laps	2:00.271 P	54	2 Laps	1:01.741	54	2 Laps	58.605	54	2 Laps	58.585	54	2 Laps	58.430

Weather / Track : Bright / Dry

# BRSCC Mazda MX-5 Championship - 1A

## RACE 1 - LAP CHART

LAP 11 @ 11:29:22.091			LAP 12 @ 11:30:19.921			LAP 13 @ 11:31:17.624			LAP 14 @ 11:32:15.383			LAP 15 @ 11:33:13.289		
NO	BEHIND	LAP TIME	NO	BEHIND	LAP TIME	NO	BEHIND	LAP TIME	NO	BEHIND	LAP TIME	NO	BEHIND	LAP TIME
83		57.648	83		57.830	83		57.703	83		57.759	83		57.906
5	0.175	57.610	5	0.143	57.798	5	0.121	57.681	5	0.144	57.782	5	0.142	57.904
71	0.633	57.935	71	0.393	57.590	71	0.508	57.818	71	0.543	57.794	71	0.401	57.764
63	0.841	57.641	63	0.769	57.758	63	0.808	57.742	1	1.164	57.790	1	1.131	57.873
1	1.209	57.610	1	1.005	57.626	1	1.133	57.831	63	1.323	58.274	41	1.392	57.909
41	2.005	57.770	41	1.682	57.507	41	1.406	57.427	41	1.389	57.742	63	1.810	58.393
4	2.608	58.471	4	2.773	57.995	4	2.993	57.923	4	3.144	57.910	4	3.071	57.833
77	7.737	58.148	77	7.886	57.979	88	8.785	58.179	88	9.190	58.164	88	9.353	58.069
88	7.942	58.082	88	8.309	58.197	77	8.885	58.702	77	9.287	58.161	77	9.523	58.142
72	12.226	58.341	72	12.548	58.152	72	12.899	58.054	72	13.412	58.272	72	13.894	58.388
107	15.662	58.684	107	16.719	58.887	107	17.596	58.580	107	18.710	58.873	29	19.311	57.944
81	15.703	58.620	81	17.148	59.275	81	17.720	58.275	29	19.273	59.124	107	19.336	58.532
23	16.282	58.503	29	17.254	58.693	29	17.908	58.357	81	19.466	59.505	81	19.760	58.200
33	16.369	58.769	33	17.627	59.088	33	18.451	58.527	33	19.942	59.250	33	20.442	58.406
29	16.391	58.305	23	20.079	1:01.627	23	20.890	58.514	23	21.314	58.183	23	21.416	58.008
40	20.099	58.392	40	20.837	58.568	40	21.140	58.006	40	21.789	58.408	40	21.570	57.687
26	21.278	59.211	26	22.027	58.579	26	22.538	58.214	26	23.253	58.474	26	23.735	58.388
24	21.965	59.177	24	22.924	58.789	24	24.102	58.881	24	25.466	59.123	13	26.386	58.566
44	22.833	59.499	44	23.791	58.788	44	24.539	58.451	13	25.726	58.491	24	26.904	59.344
8	22.966	1:00.751	13	24.639	58.894	13	24.994	58.058	44	26.261	59.481	44	27.036	58.681
30	22.985	59.295	30	25.366	1:00.211	8	26.757	58.959	30	28.359	59.142	30	29.342	58.889
3	23.255	59.245	8	25.501	1:00.365	30	26.976	59.313	55	29.141	59.311	55	30.202	58.967
13	23.575	58.301	56	26.272	1:00.084	55	27.589	58.860	8	29.241	1:00.243	8	30.537	59.202
56	24.018	58.889	55	26.432	59.967	56	28.307	59.738	56	29.618	59.070	56	30.793	59.081
55	24.295	58.664	7	27.660	1:00.044	7	28.633	58.676	7	29.847	58.973	7	31.114	59.173
7	25.446	58.881	80	28.196	1:00.287	80	29.254	58.761	80	30.562	59.067	80	31.550	58.894
80	25.739	58.827	60	28.742	59.632	60	30.116	59.077	60	31.322	58.965	60	32.661	59.245
60	26.940	59.159	3	41.011	1:15.586	3	43.397	1:00.089	54	2 Laps	58.388	54	2 Laps	58.751
54	2 Laps	58.576	54	2 Laps	58.528	54	2 Laps	58.532	3	45.758	1:00.120	3	47.544	59.692

Weather / Track : Bright / Dry

Results can be found at [www.tsl-timing.com](http://www.tsl-timing.com)

Page 3 of 5

Brands Hatch Indy  
 Circuit Length = 1.2079 miles  
 Start: 11:18 Flag 11:38 End: 11:40

Printed - 11:41 Saturday, 23 March 2019

# BRSCC Mazda MX-5 Championship - 1A

## RACE 1 - LAP CHART

LAP 16 @ 11:34:11.384			LAP 17 @ 11:35:09.116			LAP 18 @ 11:36:07.202			LAP 19 @ 11:37:04.863			LAP 20 @ 11:38:03.002		
NO	BEHIND	LAP TIME	NO	BEHIND	LAP TIME	NO	BEHIND	LAP TIME	NO	BEHIND	LAP TIME	NO	BEHIND	LAP TIME
83		58.095	83		57.732	83		58.086	83		57.661	83		58.139
5	0.138	58.091	5	0.390	57.984	5	0.243	57.939	5	0.200	57.618	5	0.191	58.130
71	0.450	58.144	71	0.836	58.118	71	0.395	57.645	71	0.637	57.903	71	0.382	57.884
1	0.801	57.765	41	1.727	58.547	41	1.293	57.652	41	1.184	57.552	41	0.784	57.739
41	0.912	57.615	1	2.047	58.978	63	1.880	57.890	63	1.973	57.754	63	1.490	57.656
63	1.449	57.734	63	2.076	58.359	1	2.028	58.067	1	2.170	57.803	1	1.775	57.744
4	3.052	58.076	4	3.133	57.813	4	3.018	57.971	4	3.269	57.912	4	2.977	57.847
77	9.440	58.012	77	9.676	57.968	77	10.267	58.677	77	10.965	58.359	77	11.101	58.275
88	9.515	58.257	88	9.968	58.185	88	10.584	58.702	88	11.143	58.220	88	11.442	58.438
72	13.964	58.165	72	14.425	58.193	72	14.639	58.300	72	15.457	58.479	72	15.882	58.564
107	20.196	58.955	81	21.741	59.209	81	22.609	58.954	81	23.722	58.774	29	23.806	58.164
29	20.232	59.016	29	22.003	59.503	29	22.714	58.797	29	23.781	58.728	33	24.163	58.420
81	20.264	58.599	33	22.118	59.331	33	23.024	58.992	33	23.882	58.519	81	24.313	58.730
33	20.519	58.172	23	22.301	58.177	107	24.252	59.377	107	24.840	58.249	107	25.193	58.492
23	21.856	58.535	107	22.961	1:00.497	23	24.374	1:00.159	23	25.189	58.476	23	25.292	58.242
40	22.253	58.778	40	23.215	58.694	40	25.805	1:00.676	40	27.152	59.008	40	27.515	58.502
26	24.365	58.725	26	25.484	58.851	26	25.962	58.564	26	27.360	59.059	26	27.978	58.757
13	26.674	58.383	13	27.875	58.933	13	28.125	58.336	13	29.572	59.108	13	29.862	58.429
44	27.799	58.858	44	28.309	58.242	44	28.848	58.625	44	29.934	58.747	44	30.659	58.864
24	28.054	59.245	24	29.268	58.946	24	30.133	58.951	24	31.717	59.245	24	32.601	59.023
30	30.123	58.876	30	31.009	58.618	30	31.921	58.998	55	33.086	58.706	55	33.396	58.449
55	30.489	58.382	55	31.288	58.531	55	32.041	58.839	8	33.936	59.227	30	35.565	59.622
8	31.034	58.592	8	31.805	58.503	8	32.370	58.651	30	34.082	59.822	8	35.608	59.811
56	31.550	58.852	56	33.233	59.415	7	34.701	59.416	7	36.233	59.193	7	37.121	59.027
7	32.202	59.183	7	33.371	58.901	80	35.013	59.353	60	39.575	1:00.255	60	41.252	59.816
80	32.598	59.143	80	33.746	58.880	60	36.981	59.750	80	41.662	1:04.310	80	42.547	59.024
60	33.783	59.217	60	35.317	59.266	56	41.343	1:06.196	56	44.900	1:01.218	56	47.557	1:00.796
54	2 Laps	58.708	54	2 Laps	58.616	54	2 Laps	59.013	54	2 Laps	58.523	54	2 Laps	58.401
3	48.879	59.430	3	50.260	59.113	3	52.172	59.998	3	53.977	59.466	3	55.202	59.364

Weather / Track : Bright / Dry

# BRSCC Mazda MX-5 Championship - 1A

## RACE 1 - LAP CHART

LAP 21 @ 11:39:00.949		
NO	BEHIND	LAP TIME
83		57.947
5	0.115	57.871
71	0.774	58.339
41	1.088	58.251
63	1.422	57.879
1	1.847	58.019
4	2.851	57.821
77	12.027	58.873
72	17.445	59.510
88	21.764	1:08.269
29	24.018	58.159
33	24.761	58.545
81	25.213	58.847
107	25.237	57.991
23	25.426	58.081
40	28.104	58.536
26	28.834	58.803
13	30.695	58.780
44	31.613	58.901
24	33.612	58.958
55	33.969	58.520
8	36.976	59.315
30	37.560	59.942
7	38.483	59.309
60	43.070	59.765
80	43.559	58.959
54	2 Laps	58.986
56	51.150	1:01.540
3	56.773	59.518



# BRSCC Mazda MX-5 Championship - 1A

## RACE 1 - LAP ANALYSIS

DIFF = Difference To Personal Best Lap

<b>P1 83 Brian TROTT (M)</b>				
LAP	LAP TIME	DIFF	MPH	TIME OF DAY
1 -	1:05.259	7.827	66.63	11:19:45.055
2 -	57.754	0.322	75.29	11:20:42.809
3 -	57.559 (3)	0.127	75.55	11:21:40.368
4 -	57.447 (2)	0.015	75.69	11:22:37.815
5 -	57.637	0.205	75.44	11:23:35.452
6 -	<b>57.432 (1)</b>		<b>75.71</b>	<b>11:24:32.884</b>
7 -	57.931	0.499	75.06	11:25:30.815
8 -	58.091	0.659	74.85	11:26:28.906
9 -	57.775	0.343	75.26	11:27:26.681
10 -	57.762	0.330	75.28	11:28:24.443
11 -	57.648	0.216	75.43	11:29:22.091
12 -	57.830	0.398	75.19	11:30:19.921
13 -	57.703	0.271	75.36	11:31:17.624
14 -	57.759	0.327	75.28	11:32:15.383
15 -	57.906	0.474	75.09	11:33:13.289
16 -	58.095	0.663	74.85	11:34:11.384
17 -	57.732	0.300	75.32	11:35:09.116
18 -	58.086	0.654	74.86	11:36:07.202
19 -	57.661	0.229	75.41	11:37:04.863
20 -	58.139	0.707	74.79	11:38:03.002
21 -	57.947	0.515	75.04	11:39:00.949

<b>P2 5 John LANGRIDGE</b>				
LAP	LAP TIME	DIFF	MPH	TIME OF DAY
1 -	1:05.001	7.534	66.90	11:19:44.797
2 -	<b>57.467 (1)</b>		<b>75.67</b>	<b>11:20:42.264</b>
3 -	57.644	0.177	75.43	11:21:39.908
4 -	57.728	0.261	75.32	11:22:37.636
5 -	57.541 (2)	0.074	75.57	11:23:35.177
6 -	57.562 (3)	0.095	75.54	11:24:32.739
7 -	57.936	0.469	75.05	11:25:30.675
8 -	58.390	0.923	74.47	11:26:29.065
9 -	57.758	0.291	75.29	11:27:26.823
10 -	57.833	0.366	75.19	11:28:24.656
11 -	57.610	0.143	75.48	11:29:22.266
12 -	57.798	0.331	75.23	11:30:20.064
13 -	57.681	0.214	75.39	11:31:17.745
14 -	57.782	0.315	75.25	11:32:15.527
15 -	57.904	0.437	75.10	11:33:13.431
16 -	58.091	0.624	74.85	11:34:11.522
17 -	57.984	0.517	74.99	11:35:09.506
18 -	57.939	0.472	75.05	11:36:07.445
19 -	57.618	0.151	75.47	11:37:05.063
20 -	58.130	0.663	74.80	11:38:03.193
21 -	57.871	0.404	75.14	11:39:01.064

<b>P3 71 Ben SHORT</b>				
LAP	LAP TIME	DIFF	MPH	TIME OF DAY
1 -	1:06.098	8.721	65.78	11:19:45.894
2 -	57.543	0.166	75.57	11:20:43.437
3 -	<b>57.377 (1)</b>		<b>75.79</b>	<b>11:21:40.814</b>
4 -	57.782	0.405	75.25	11:22:38.596
5 -	57.457 (2)	0.080	75.68	11:23:36.053
6 -	57.491 (3)	0.114	75.63	11:24:33.544
7 -	57.871	0.494	75.14	11:25:31.415
8 -	57.970	0.593	75.01	11:26:29.385
9 -	57.757	0.380	75.29	11:27:27.142
10 -	57.647	0.270	75.43	11:28:24.789
11 -	57.935	0.558	75.06	11:29:22.724
12 -	57.590	0.213	75.50	11:30:20.314

DIFF = Difference To Personal Best Lap

13 -	57.818	0.441	75.21	11:31:18.132
14 -	57.794	0.417	75.24	11:32:15.926
15 -	57.764	0.387	75.28	11:33:13.690
16 -	58.144	0.767	74.79	11:34:11.834
17 -	58.118	0.741	74.82	11:35:09.952
18 -	57.645	0.268	75.43	11:36:07.597
19 -	57.903	0.526	75.10	11:37:05.500
20 -	57.884	0.507	75.12	11:38:03.384
21 -	58.339	0.962	74.54	11:39:01.723

<b>P4 41 Joe WIGGIN</b>				
LAP	LAP TIME	DIFF	MPH	TIME OF DAY
1 -	1:07.668	10.286	64.26	11:19:47.464
2 -	57.647	0.265	75.43	11:20:45.111
3 -	57.430 (3)	0.048	75.72	11:21:42.541
4 -	57.666	0.284	75.41	11:22:40.207
5 -	57.613	0.231	75.47	11:23:37.820
6 -	57.614	0.232	75.47	11:24:35.434
7 -	57.672	0.290	75.40	11:25:33.106
8 -	<b>57.382 (1)</b>		<b>75.78</b>	<b>11:26:30.488</b>
9 -	57.748	0.366	75.30	11:27:28.236
10 -	58.090	0.708	74.85	11:28:26.326
11 -	57.770	0.388	75.27	11:29:24.096
12 -	57.507	0.125	75.61	11:30:21.603
13 -	57.427 (2)	0.045	75.72	11:31:19.030
14 -	57.742	0.360	75.31	11:32:16.772
15 -	57.909	0.527	75.09	11:33:14.681
16 -	57.615	0.233	75.47	11:34:12.296
17 -	58.547	1.165	74.27	11:35:10.843
18 -	57.652	0.270	75.42	11:36:08.495
19 -	57.552	0.170	75.55	11:37:06.047
20 -	57.739	0.357	75.31	11:38:03.786
21 -	58.251	0.869	74.65	11:39:02.037

<b>P5 63 Oliver ALLWOOD</b>				
LAP	LAP TIME	DIFF	MPH	TIME OF DAY
1 -	1:05.637	8.197	66.25	11:19:45.433
2 -	57.721	0.281	75.33	11:20:43.154
3 -	57.858	0.418	75.15	11:21:41.012
4 -	57.953	0.513	75.03	11:22:38.965
5 -	57.597 (2)	0.157	75.50	11:23:36.562
6 -	<b>57.440 (1)</b>		<b>75.70</b>	<b>11:24:34.002</b>
7 -	57.716	0.276	75.34	11:25:31.718
8 -	57.848	0.408	75.17	11:26:29.566
9 -	57.908	0.468	75.09	11:27:27.474
10 -	57.817	0.377	75.21	11:28:25.291
11 -	57.641 (3)	0.201	75.44	11:29:22.932
12 -	57.758	0.318	75.29	11:30:20.690
13 -	57.742	0.302	75.31	11:31:18.432
14 -	58.274	0.834	74.62	11:32:16.706
15 -	58.393	0.953	74.47	11:33:15.099
16 -	57.734	0.294	75.32	11:34:12.833
17 -	58.359	0.919	74.51	11:35:11.192
18 -	57.890	0.450	75.11	11:36:09.082
19 -	57.754	0.314	75.29	11:37:06.836
20 -	57.656	0.216	75.42	11:38:04.492
21 -	57.879	0.439	75.13	11:39:02.371

<b>P6 1 Will BLACKWELL-CHAMBERS</b>				
LAP	LAP TIME	DIFF	MPH	TIME OF DAY
1 -	1:05.148	7.651	66.74	11:19:44.944
2 -	57.694	0.197	75.37	11:20:42.638

Weather / Track : Bright / Dry

Brands Hatch Indy  
Circuit Length = 1.2079 miles  
Start: 11:18 Flag 11:38 End: 11:40

# BRSCC Mazda MX-5 Championship - 1A

## RACE 1 - LAP ANALYSIS

DIFF = Difference To Personal Best Lap

3 -	57.622	0.125	75.46	11:21:40.260
4 -	58.037	0.540	74.92	11:22:38.297
5 -	57.571 (2)	0.074	75.53	11:23:35.868
6 -	<b>57.497 (1)</b>		<b>75.63</b>	<b>11:24:33.365</b>
7 -	58.196	0.699	74.72	11:25:31.561
8 -	58.351	0.854	74.52	11:26:29.912
9 -	57.828	0.331	75.19	11:27:27.740
10 -	57.950	0.453	75.04	11:28:25.690
11 -	57.610 (3)	0.113	75.48	11:29:23.300
12 -	57.626	0.129	75.46	11:30:20.926
13 -	57.831	0.334	75.19	11:31:18.757
14 -	57.790	0.293	75.24	11:32:16.547
15 -	57.873	0.376	75.14	11:33:14.420
16 -	57.765	0.268	75.28	11:34:12.185
17 -	58.978	1.481	73.73	11:35:11.163
18 -	58.067	0.570	74.88	11:36:09.230
19 -	57.803	0.306	75.23	11:37:07.033
20 -	57.744	0.247	75.30	11:38:04.777
21 -	58.019	0.522	74.95	11:39:02.796

### P7 4 Adam BESSELL

LAP	LAP TIME	DIFF	MPH	TIME OF DAY
1 -	1:06.721	9.329	65.17	11:19:46.517
2 -	57.553 (3)	0.161	75.55	11:20:44.070
3 -	<b>57.392 (1)</b>		<b>75.77</b>	<b>11:21:41.462</b>
4 -	57.871	0.479	75.14	11:22:39.333
5 -	57.512 (2)	0.120	75.61	11:23:36.845
6 -	57.609	0.217	75.48	11:24:34.454
7 -	57.794	0.402	75.24	11:25:32.248
8 -	57.813	0.421	75.21	11:26:30.061
9 -	58.075	0.683	74.87	11:27:28.136
10 -	58.092	0.700	74.85	11:28:26.228
11 -	58.471	1.079	74.37	11:29:24.699
12 -	57.995	0.603	74.98	11:30:22.694
13 -	57.923	0.531	75.07	11:31:20.617
14 -	57.910	0.518	75.09	11:32:18.527
15 -	57.833	0.441	75.19	11:33:16.360
16 -	58.076	0.684	74.87	11:34:14.436
17 -	57.813	0.421	75.21	11:35:12.249
18 -	57.971	0.579	75.01	11:36:10.220
19 -	57.912	0.520	75.08	11:37:08.132
20 -	57.847	0.455	75.17	11:38:05.979
21 -	57.821	0.429	75.20	11:39:03.800

### P8 77 Steve FODEN

LAP	LAP TIME	DIFF	MPH	TIME OF DAY
1 -	1:09.546	11.828	62.52	11:19:49.342
2 -	58.015	0.297	74.95	11:20:47.357
3 -	<b>57.718 (1)</b>		<b>75.34</b>	<b>11:21:45.075</b>
4 -	57.889 (3)	0.171	75.11	11:22:42.964
5 -	57.976	0.258	75.00	11:23:40.940
6 -	57.805 (2)	0.087	75.22	11:24:38.745
7 -	58.220	0.502	74.69	11:25:36.965
8 -	58.319	0.601	74.56	11:26:35.284
9 -	58.310	0.592	74.57	11:27:33.594
10 -	58.086	0.368	74.86	11:28:31.680
11 -	58.148	0.430	74.78	11:29:29.828
12 -	57.979	0.261	75.00	11:30:27.807
13 -	58.702	0.984	74.07	11:31:26.509
14 -	58.161	0.443	74.76	11:32:24.670
15 -	58.142	0.424	74.79	11:33:22.812
16 -	58.012	0.294	74.96	11:34:20.824
17 -	57.968	0.250	75.01	11:35:18.792

DIFF = Difference To Personal Best Lap

18 -	58.677	0.959	74.11	11:36:17.469
19 -	58.359	0.641	74.51	11:37:15.828
20 -	58.275	0.557	74.62	11:38:14.103
21 -	58.873	1.155	73.86	11:39:12.976

### P9 72 Matt LUFF

LAP	LAP TIME	DIFF	MPH	TIME OF DAY
1 -	1:10.788	12.857	61.43	11:19:50.584
2 -	59.512	1.581	73.07	11:20:50.096
3 -	58.387	0.456	74.47	11:21:48.483
4 -	58.389	0.458	74.47	11:22:46.872
5 -	<b>57.931 (1)</b>		<b>75.06</b>	<b>11:23:44.803</b>
6 -	58.359	0.428	74.51	11:24:43.162
7 -	58.343	0.412	74.53	11:25:41.505
8 -	58.190	0.259	74.73	11:26:39.695
9 -	58.138 (3)	0.207	74.79	11:27:37.833
10 -	58.143	0.212	74.79	11:28:35.976
11 -	58.341	0.410	74.53	11:29:34.317
12 -	58.152	0.221	74.77	11:30:32.469
13 -	58.054 (2)	0.123	74.90	11:31:30.523
14 -	58.272	0.341	74.62	11:32:28.795
15 -	58.388	0.457	74.47	11:33:27.183
16 -	58.165	0.234	74.76	11:34:25.348
17 -	58.193	0.262	74.72	11:35:23.541
18 -	58.300	0.369	74.59	11:36:21.841
19 -	58.479	0.548	74.36	11:37:20.320
20 -	58.564	0.633	74.25	11:38:18.884
21 -	59.510	1.579	73.07	11:39:18.394

### P10 88 Stuart SYMONDS

LAP	LAP TIME	DIFF	MPH	TIME OF DAY
1 -	1:08.514	10.676	63.46	11:19:48.310
2 -	58.406	0.568	74.45	11:20:46.716
3 -	57.968	0.130	75.01	11:21:44.684
4 -	57.939 (2)	0.101	75.05	11:22:42.623
5 -	58.103	0.265	74.84	11:23:40.726
6 -	<b>57.838 (1)</b>		<b>75.18</b>	<b>11:24:38.564</b>
7 -	58.793	0.955	73.96	11:25:37.357
8 -	57.957 (3)	0.119	75.03	11:26:35.314
9 -	58.495	0.657	74.34	11:27:33.809
10 -	58.142	0.304	74.79	11:28:31.951
11 -	58.082	0.244	74.87	11:29:30.033
12 -	58.197	0.359	74.72	11:30:28.230
13 -	58.179	0.341	74.74	11:31:26.409
14 -	58.164	0.326	74.76	11:32:24.573
15 -	58.069	0.231	74.88	11:33:22.642
16 -	58.257	0.419	74.64	11:34:20.899
17 -	58.185	0.347	74.73	11:35:19.084
18 -	58.702	0.864	74.07	11:36:17.786
19 -	58.220	0.382	74.69	11:37:16.006
20 -	58.438	0.600	74.41	11:38:14.444
21 -	1:08.269	10.431	63.69	11:39:22.713

### P11 29 Adam CRAIG

LAP	LAP TIME	DIFF	MPH	TIME OF DAY
1 -	1:10.211	12.267	61.93	11:19:50.007
2 -	1:00.246	2.302	72.18	11:20:50.253
3 -	58.961	1.017	73.75	11:21:49.214
4 -	58.832	0.888	73.91	11:22:48.046
5 -	58.201	0.257	74.71	11:23:46.247
6 -	58.647	0.703	74.14	11:24:44.894
7 -	59.522	1.578	73.05	11:25:44.416

Weather / Track : Bright / Dry

Brands Hatch Indy

Circuit Length = 1.2079 miles

Start: 11:18 Flag 11:38 End: 11:40

# BRSCC Mazda MX-5 Championship - 1A

## RACE 1 - LAP ANALYSIS

DIFF = Difference To Personal Best Lap

8 -	58.990	1.046	73.71	11:26:43.406
9 -	58.779	0.835	73.98	11:27:42.185
10 -	57.992 (2)	0.048	74.98	11:28:40.177
11 -	58.305	0.361	74.58	11:29:38.482
12 -	58.693	0.749	74.09	11:30:37.175
13 -	58.357	0.413	74.51	11:31:35.532
14 -	59.124	1.180	73.55	11:32:34.656
<b>15 -</b>	<b>57.944 (1)</b>		<b>75.04</b>	<b>11:33:32.600</b>
16 -	59.016	1.072	73.68	11:34:31.616
17 -	59.503	1.559	73.08	11:35:31.119
18 -	58.797	0.853	73.95	11:36:29.916
19 -	58.728	0.784	74.04	11:37:28.644
20 -	58.164	0.220	74.76	11:38:26.808
21 -	58.159 (3)	0.215	74.77	11:39:24.967

### P12 33 Jason GREATREX (M)

LAP	LAP TIME	DIFF	MPH	TIME OF DAY
1 -	1:09.892	11.720	62.21	11:19:49.688
2 -	58.796	0.624	73.96	11:20:48.484
3 -	59.477	1.305	73.11	11:21:47.961
4 -	58.364 (3)	0.192	74.50	11:22:46.325
5 -	58.575	0.403	74.23	11:23:44.900
6 -	59.343	1.171	73.27	11:24:44.243
7 -	59.422	1.250	73.18	11:25:43.665
8 -	58.513	0.341	74.31	11:26:42.178
9 -	58.339 (2)	0.167	74.54	11:27:40.517
10 -	59.174	1.002	73.48	11:28:39.691
11 -	58.769	0.597	73.99	11:29:38.460
12 -	59.088	0.916	73.59	11:30:37.548
13 -	58.527	0.355	74.30	11:31:36.075
14 -	59.250	1.078	73.39	11:32:35.325
15 -	58.406	0.234	74.45	11:33:33.731
<b>16 -</b>	<b>58.172 (1)</b>		<b>74.75</b>	<b>11:34:31.903</b>
17 -	59.331	1.159	73.29	11:35:31.234
18 -	58.992	0.820	73.71	11:36:30.226
19 -	58.519	0.347	74.31	11:37:28.745
20 -	58.420	0.248	74.43	11:38:27.165
21 -	58.545	0.373	74.27	11:39:25.710

### P13 81 Sebastian FISHER

LAP	LAP TIME	DIFF	MPH	TIME OF DAY
1 -	1:10.033	11.833	62.09	11:19:49.829
2 -	59.967	1.767	72.51	11:20:49.796
3 -	58.788	0.588	73.97	11:21:48.584
4 -	58.652	0.452	74.14	11:22:47.236
5 -	58.359	0.159	74.51	11:23:45.595
6 -	59.053	0.853	73.63	11:24:44.648
7 -	59.165	0.965	73.49	11:25:43.813
8 -	58.540	0.340	74.28	11:26:42.353
9 -	58.289 (3)	0.089	74.60	11:27:40.642
10 -	58.532	0.332	74.29	11:28:39.174
11 -	58.620	0.420	74.18	11:29:37.794
12 -	59.275	1.075	73.36	11:30:37.069
13 -	58.275 (2)	0.075	74.62	11:31:35.344
14 -	59.505	1.305	73.07	11:32:34.849
<b>15 -</b>	<b>58.200 (1)</b>		<b>74.71</b>	<b>11:33:33.049</b>
16 -	58.599	0.399	74.20	11:34:31.648
17 -	59.209	1.009	73.44	11:35:30.857
18 -	58.954	0.754	73.76	11:36:29.811
19 -	58.774	0.574	73.98	11:37:28.585
20 -	58.730	0.530	74.04	11:38:27.315
21 -	58.847	0.647	73.89	11:39:26.162

DIFF = Difference To Personal Best Lap

P14 107 Jake BAILEY				
LAP	LAP TIME	DIFF	MPH	TIME OF DAY
1 -	1:09.208	11.217	62.83	11:19:49.004
2 -	59.294	1.303	73.33	11:20:48.298
3 -	58.740	0.749	74.03	11:21:47.038
4 -	59.030	1.039	73.66	11:22:46.068
5 -	58.582	0.591	74.23	11:23:44.650
6 -	59.482	1.491	73.10	11:24:44.132
7 -	59.208	1.217	73.44	11:25:43.340
8 -	58.380 (3)	0.389	74.48	11:26:41.720
9 -	58.667	0.676	74.12	11:27:40.387
10 -	58.682	0.691	74.10	11:28:39.069
11 -	58.684	0.693	74.10	11:29:37.753
12 -	58.887	0.896	73.84	11:30:36.640
13 -	58.580	0.589	74.23	11:31:35.220
14 -	58.873	0.882	73.86	11:32:34.093
15 -	58.532	0.541	74.29	11:33:32.625
16 -	58.955	0.964	73.76	11:34:31.580
17 -	1:00.497	2.506	71.88	11:35:32.077
18 -	59.377	1.386	73.23	11:36:31.454
19 -	58.249 (2)	0.258	74.65	11:37:29.703
20 -	58.492	0.501	74.34	11:38:28.195
<b>21 -</b>	<b>57.991 (1)</b>		<b>74.98</b>	<b>11:39:26.186</b>

### P15 23 Martin TOLLEY (M)

LAP	LAP TIME	DIFF	MPH	TIME OF DAY
1 -	1:09.903	11.895	62.20	11:19:49.699
2 -	59.148	1.140	73.52	11:20:48.847
3 -	59.247	1.239	73.39	11:21:48.094
4 -	58.988	0.980	73.72	11:22:47.082
5 -	58.220	0.212	74.69	11:23:45.302
6 -	59.178	1.170	73.48	11:24:44.480
7 -	59.547	1.539	73.02	11:25:44.027
8 -	58.622	0.614	74.18	11:26:42.649
9 -	58.245	0.237	74.66	11:27:40.894
10 -	58.976	0.968	73.73	11:28:39.870
11 -	58.503	0.495	74.33	11:29:38.373
12 -	1:01.627	3.619	70.56	11:30:40.000
13 -	58.514	0.506	74.31	11:31:38.514
14 -	58.183	0.175	74.74	11:32:36.697
<b>15 -</b>	<b>58.008 (1)</b>		<b>74.96</b>	<b>11:33:34.705</b>
16 -	58.535	0.527	74.29	11:34:33.240
17 -	58.177 (3)	0.169	74.74	11:35:31.417
18 -	1:00.159	2.151	72.28	11:36:31.576
19 -	58.476	0.468	74.36	11:37:30.052
20 -	58.242	0.234	74.66	11:38:28.294
21 -	58.081 (2)	0.073	74.87	11:39:26.375

### P16 40 Ben HANCY

LAP	LAP TIME	DIFF	MPH	TIME OF DAY
1 -	1:10.336	12.649	61.82	11:19:50.132
2 -	1:00.319	2.632	72.09	11:20:50.451
3 -	58.874	1.187	73.86	11:21:49.325
4 -	58.884	1.197	73.85	11:22:48.209
5 -	58.595	0.908	74.21	11:23:46.804
6 -	58.268 (3)	0.581	74.63	11:24:45.072
7 -	59.515	1.828	73.06	11:25:44.587
8 -	58.562	0.875	74.25	11:26:43.149
9 -	1:01.865	4.178	70.29	11:27:45.014
10 -	58.784	1.097	73.97	11:28:43.798
11 -	58.392	0.705	74.47	11:29:42.190
12 -	58.568	0.881	74.24	11:30:40.758

Brands Hatch Indy

Circuit Length = 1.2079 miles

Start: 11:18 Flag 11:38 End: 11:40

Weather / Track : Bright / Dry

# BRSCC Mazda MX-5 Championship - 1A

## RACE 1 - LAP ANALYSIS

DIFF = Difference To Personal Best Lap

13 -	58.006 (2)	0.319	74.96	11:31:38.764
14 -	58.408	0.721	74.45	11:32:37.172
<b>15 -</b>	<b>57.687 (1)</b>		<b>75.38</b>	<b>11:33:34.859</b>
16 -	58.778	1.091	73.98	11:34:33.637
17 -	58.694	1.007	74.08	11:35:32.331
18 -	1:00.676	2.989	71.66	11:36:33.007
19 -	59.008	1.321	73.69	11:37:32.015
20 -	58.502	0.815	74.33	11:38:30.517
21 -	58.536	0.849	74.28	11:39:29.053

### P17 26 Charlie RAWLES

LAP	LAP TIME	DIFF	MPH	TIME OF DAY
1 -	1:12.605	14.391	59.89	11:19:52.401
2 -	59.440	1.226	73.15	11:20:51.841
3 -	59.280	1.066	73.35	11:21:51.121
4 -	1:00.036	1.822	72.43	11:22:51.157
5 -	58.661	0.447	74.13	11:23:49.818
6 -	59.579	1.365	72.98	11:24:49.397
7 -	58.775	0.561	73.98	11:25:48.172
8 -	58.560	0.346	74.25	11:26:46.732
9 -	58.697	0.483	74.08	11:27:45.429
10 -	58.729	0.515	74.04	11:28:44.158
11 -	59.211	0.997	73.44	11:29:43.369
12 -	58.579	0.365	74.23	11:30:41.948
<b>13 -</b>	<b>58.214 (1)</b>		<b>74.70</b>	<b>11:31:40.162</b>
14 -	58.474 (3)	0.260	74.36	11:32:38.636
15 -	58.388 (2)	0.174	74.47	11:33:37.024
16 -	58.725	0.511	74.05	11:34:35.749
17 -	58.851	0.637	73.89	11:35:34.600
18 -	58.564	0.350	74.25	11:36:33.164
19 -	59.059	0.845	73.63	11:37:32.223
20 -	58.757	0.543	74.00	11:38:30.980
21 -	58.803	0.589	73.95	11:39:29.783

### P18 13 Scott LEACH (M)

LAP	LAP TIME	DIFF	MPH	TIME OF DAY
1 -	1:13.724	15.666	58.98	11:19:53.520
2 -	1:00.131	2.073	72.31	11:20:53.651
3 -	58.780	0.722	73.98	11:21:52.431
4 -	59.148	1.090	73.52	11:22:51.579
5 -	59.744	1.686	72.78	11:23:51.323
6 -	59.810	1.752	72.70	11:24:51.133
7 -	59.433	1.375	73.16	11:25:50.566
8 -	59.537	1.479	73.04	11:26:50.103
9 -	58.536	0.478	74.28	11:27:48.639
10 -	58.726	0.668	74.04	11:28:47.365
11 -	58.301 (2)	0.243	74.58	11:29:45.666
12 -	58.894	0.836	73.83	11:30:44.560
<b>13 -</b>	<b>58.058 (1)</b>		<b>74.90</b>	<b>11:31:42.618</b>
14 -	58.491	0.433	74.34	11:32:41.109
15 -	58.566	0.508	74.25	11:33:39.675
16 -	58.383	0.325	74.48	11:34:38.058
17 -	58.933	0.875	73.78	11:35:36.991
18 -	58.336 (3)	0.278	74.54	11:36:35.327
19 -	59.108	1.050	73.57	11:37:34.435
20 -	58.429	0.371	74.42	11:38:32.864
21 -	58.780	0.722	73.98	11:39:31.644

### P19 44 Yoshihiro ITO

LAP	LAP TIME	DIFF	MPH	TIME OF DAY
1 -	1:11.943	13.701	60.44	11:19:51.739
2 -	59.882	1.640	72.61	11:20:51.621

DIFF = Difference To Personal Best Lap

3 -	59.124	0.882	73.55	11:21:50.745
4 -	1:00.012	1.770	72.46	11:22:50.757
5 -	58.921	0.679	73.80	11:23:49.678
6 -	58.749	0.507	74.02	11:24:48.427
7 -	58.516	0.274	74.31	11:25:46.943
8 -	1:00.692	2.450	71.65	11:26:47.635
9 -	59.325	1.083	73.30	11:27:46.960
10 -	58.465 (3)	0.223	74.37	11:28:45.425
11 -	59.499	1.257	73.08	11:29:44.924
12 -	58.788	0.546	73.97	11:30:43.712
13 -	58.451 (2)	0.209	74.39	11:31:42.163
14 -	59.481	1.239	73.10	11:32:41.644
15 -	58.681	0.439	74.10	11:33:40.325
16 -	58.858	0.616	73.88	11:34:39.183
<b>17 -</b>	<b>58.242 (1)</b>		<b>74.66</b>	<b>11:35:37.425</b>
18 -	58.625	0.383	74.17	11:36:36.050
19 -	58.747	0.505	74.02	11:37:34.797
20 -	58.864	0.622	73.87	11:38:33.661
21 -	58.901	0.659	73.82	11:39:32.562

### P20 24 Oliver GRAHAM

LAP	LAP TIME	DIFF	MPH	TIME OF DAY
1 -	1:12.749	14.171	59.77	11:19:52.545
2 -	59.567	0.989	73.00	11:20:52.112
3 -	59.304	0.726	73.32	11:21:51.416
4 -	1:00.145	1.567	72.30	11:22:51.561
5 -	58.731 (2)	0.153	74.04	11:23:50.292
6 -	59.311	0.733	73.31	11:24:49.603
7 -	58.968	0.390	73.74	11:25:48.571
8 -	58.821	0.243	73.92	11:26:47.392
9 -	58.909	0.331	73.81	11:27:46.301
<b>10 -</b>	<b>58.578 (1)</b>		<b>74.23</b>	<b>11:28:44.879</b>
11 -	59.177	0.599	73.48	11:29:44.056
12 -	58.789 (3)	0.211	73.96	11:30:42.845
13 -	58.881	0.303	73.85	11:31:41.726
14 -	59.123	0.545	73.55	11:32:40.849
15 -	59.344	0.766	73.27	11:33:40.193
16 -	59.245	0.667	73.40	11:34:39.438
17 -	58.946	0.368	73.77	11:35:38.384
18 -	58.951	0.373	73.76	11:36:37.335
19 -	59.245	0.667	73.40	11:37:36.580
20 -	59.023	0.445	73.67	11:38:35.603
21 -	58.958	0.380	73.75	11:39:34.561

### P21 55 Matt POLLARD

LAP	LAP TIME	DIFF	MPH	TIME OF DAY
1 -	1:14.143	15.761	58.65	11:19:53.939
2 -	1:00.256	1.874	72.16	11:20:54.195
3 -	59.523	1.141	73.05	11:21:53.718
4 -	58.533	0.151	74.29	11:22:52.251
5 -	59.658	1.276	72.89	11:23:51.909
6 -	59.048	0.666	73.64	11:24:50.957
7 -	59.460	1.078	73.13	11:25:50.417
8 -	59.802	1.420	72.71	11:26:50.219
9 -	58.746	0.364	74.02	11:27:48.965
10 -	58.757	0.375	74.00	11:28:47.722
11 -	58.664	0.282	74.12	11:29:46.386
12 -	59.967	1.585	72.51	11:30:46.353
13 -	58.860	0.478	73.88	11:31:45.213
14 -	59.311	0.929	73.31	11:32:44.524
15 -	58.967	0.585	73.74	11:33:43.491
<b>16 -</b>	<b>58.382 (1)</b>		<b>74.48</b>	<b>11:34:41.873</b>
17 -	58.531	0.149	74.29	11:35:40.404

Weather / Track : Bright / Dry

Brands Hatch Indy  
Circuit Length = 1.2079 miles  
Start: 11:18 Flag 11:38 End: 11:40

# BRSCC Mazda MX-5 Championship - 1A

## RACE 1 - LAP ANALYSIS

DIFF = Difference To Personal Best Lap

18 -	58.839	0.457	73.90	11:36:39.243
19 -	58.706	0.324	74.07	11:37:37.949
20 -	58.449 (2)	0.067	74.39	11:38:36.398
21 -	58.520 (3)	0.138	74.30	11:39:34.918

### P22 8 Lewis CANNON

LAP	LAP TIME	DIFF	MPH	TIME OF DAY
1 -	1:11.287	12.784	61.00	11:19:51.083
2 -	59.705	1.202	72.83	11:20:50.788
3 -	59.195	0.692	73.46	11:21:49.983
4 -	1:00.265	1.762	72.15	11:22:50.248
5 -	58.925	0.422	73.79	11:23:49.173
6 -	58.945	0.442	73.77	11:24:48.118
7 -	58.529 (2)	0.026	74.29	11:25:46.647
8 -	59.143	0.640	73.52	11:26:45.790
9 -	59.406	0.903	73.20	11:27:45.196
10 -	59.110	0.607	73.56	11:28:44.306
11 -	1:00.751	2.248	71.58	11:29:45.057
12 -	1:00.365	1.862	72.03	11:30:45.422
13 -	58.959	0.456	73.75	11:31:44.381
14 -	1:00.243	1.740	72.18	11:32:44.624
15 -	59.202	0.699	73.45	11:33:43.826
16 -	58.592 (3)	0.089	74.21	11:34:42.418
17 -	<b>58.503 (1)</b>		<b>74.33</b>	<b>11:35:40.921</b>
18 -	58.651	0.148	74.14	11:36:39.572
19 -	59.227	0.724	73.42	11:37:38.799
20 -	59.811	1.308	72.70	11:38:38.610
21 -	59.315	0.812	73.31	11:39:37.925

### P23 30 Dave TURTON

LAP	LAP TIME	DIFF	MPH	TIME OF DAY
1 -	1:11.613	13.011	60.72	11:19:51.409
2 -	59.665	1.063	72.88	11:20:51.074
3 -	59.377	0.775	73.23	11:21:50.451
4 -	59.690	1.088	72.85	11:22:50.141
5 -	59.298	0.696	73.33	11:23:49.439
6 -	1:00.307	1.705	72.10	11:24:49.746
7 -	59.342	0.740	73.28	11:25:49.088
8 -	58.808 (3)	0.206	73.94	11:26:47.896
9 -	59.283	0.681	73.35	11:27:47.179
10 -	<b>58.602 (1)</b>		<b>74.20</b>	<b>11:28:45.781</b>
11 -	59.295	0.693	73.33	11:29:45.076
12 -	1:00.211	1.609	72.22	11:30:45.287
13 -	59.313	0.711	73.31	11:31:44.600
14 -	59.142	0.540	73.52	11:32:43.742
15 -	58.889	0.287	73.84	11:33:42.631
16 -	58.876	0.274	73.86	11:34:41.507
17 -	58.618 (2)	0.016	74.18	11:35:40.125
18 -	58.998	0.396	73.70	11:36:39.123
19 -	59.822	1.220	72.69	11:37:38.945
20 -	59.622	1.020	72.93	11:38:38.567
21 -	59.942	1.340	72.54	11:39:38.509

### P24 7 Adrian BURGE (M)

LAP	LAP TIME	DIFF	MPH	TIME OF DAY
1 -	1:12.947	14.271	59.61	11:19:52.743
2 -	1:01.216	2.540	71.03	11:20:53.959
3 -	59.884	1.208	72.61	11:21:53.843
4 -	59.362	0.686	73.25	11:22:53.205
5 -	59.340	0.664	73.28	11:23:52.545
6 -	59.061	0.385	73.62	11:24:51.606
7 -	59.119	0.443	73.55	11:25:50.725

DIFF = Difference To Personal Best Lap

8 -	59.693	1.017	72.84	11:26:50.418
9 -	59.257	0.581	73.38	11:27:49.675
10 -	58.981	0.305	73.72	11:28:48.656
11 -	58.881 (2)	0.205	73.85	11:29:47.537
12 -	1:00.044	1.368	72.42	11:30:47.581
13 -	<b>58.676 (1)</b>		<b>74.11</b>	<b>11:31:46.257</b>
14 -	58.973	0.297	73.73	11:32:45.230
15 -	59.173	0.497	73.48	11:33:44.403
16 -	59.183	0.507	73.47	11:34:43.586
17 -	58.901 (3)	0.225	73.82	11:35:42.487
18 -	59.416	0.740	73.18	11:36:41.903
19 -	59.193	0.517	73.46	11:37:41.096
20 -	59.027	0.351	73.67	11:38:40.123
21 -	59.309	0.633	73.32	11:39:39.432

### P25 60 Nick LE DOYEN (M)

LAP	LAP TIME	DIFF	MPH	TIME OF DAY
1 -	1:13.568	14.680	59.10	11:19:53.364
2 -	1:01.315	2.427	70.92	11:20:54.679
3 -	59.820	0.932	72.69	11:21:54.499
4 -	59.240	0.352	73.40	11:22:53.739
5 -	59.263	0.375	73.37	11:23:53.002
6 -	59.182	0.294	73.47	11:24:52.184
7 -	59.062 (3)	0.174	73.62	11:25:51.246
8 -	1:00.637	1.749	71.71	11:26:51.883
9 -	<b>58.888 (1)</b>		<b>73.84</b>	<b>11:27:50.771</b>
10 -	59.101	0.213	73.57	11:28:49.872
11 -	59.159	0.271	73.50	11:29:49.031
12 -	59.632	0.744	72.92	11:30:48.663
13 -	59.077	0.189	73.60	11:31:47.740
14 -	58.965 (2)	0.077	73.74	11:32:46.705
15 -	59.245	0.357	73.40	11:33:45.950
16 -	59.217	0.329	73.43	11:34:45.167
17 -	59.266	0.378	73.37	11:35:44.433
18 -	59.750	0.862	72.77	11:36:44.183
19 -	1:00.255	1.367	72.17	11:37:44.438
20 -	59.816	0.928	72.69	11:38:44.254
21 -	59.765	0.877	72.76	11:39:44.019

### P26 80 Peter TYLER (M)

LAP	LAP TIME	DIFF	MPH	TIME OF DAY
1 -	1:14.419	15.658	58.43	11:19:54.215
2 -	1:01.158	2.397	71.10	11:20:55.373
3 -	59.414	0.653	73.19	11:21:54.787
4 -	59.571	0.810	72.99	11:22:54.358
5 -	58.928	0.167	73.79	11:23:53.286
6 -	59.293	0.532	73.34	11:24:52.579
7 -	59.175	0.414	73.48	11:25:51.754
8 -	59.632	0.871	72.92	11:26:51.386
9 -	58.835	0.074	73.91	11:27:50.221
10 -	58.782 (2)	0.021	73.97	11:28:49.003
11 -	58.827 (3)	0.066	73.92	11:29:47.830
12 -	1:00.287	1.526	72.13	11:30:48.117
13 -	<b>58.761 (1)</b>		<b>74.00</b>	<b>11:31:46.878</b>
14 -	59.067	0.306	73.62	11:32:45.945
15 -	58.894	0.133	73.83	11:33:44.839
16 -	59.143	0.382	73.52	11:34:43.982
17 -	58.880	0.119	73.85	11:35:42.862
18 -	59.353	0.592	73.26	11:36:42.215
19 -	1:04.310	5.549	67.61	11:37:46.525
20 -	59.024	0.263	73.67	11:38:45.549
21 -	58.959	0.198	73.75	11:39:44.508

Weather / Track : Bright / Dry

Brands Hatch Indy  
Circuit Length = 1.2079 miles  
Start: 11:18 Flag 11:38 End: 11:40

# BRSCC Mazda MX-5 Championship - 1A

## RACE 1 - LAP ANALYSIS

DIFF = Difference To Personal Best Lap

<b>P27 56 Thomas JENKINS</b>				
LAP	LAP TIME	DIFF	MPH	TIME OF DAY
1 -	1:13.121	14.402	59.47	11:19:52.917
2 -	59.735	1.016	72.79	11:20:52.652
3 -	59.544	0.825	73.03	11:21:52.196
4 -	59.480	0.761	73.11	11:22:51.676
5 -	59.382	0.663	73.23	11:23:51.058
6 -	59.190	0.471	73.46	11:24:50.248
7 -	59.711	0.992	72.82	11:25:49.959
8 -	59.448	0.729	73.14	11:26:49.407
9 -	59.094	0.375	73.58	11:27:48.501
<b>10 -</b>	<b>58.719 (1)</b>		<b>74.05</b>	<b>11:28:47.220</b>
11 -	58.889 (3)	0.170	73.84	11:29:46.109
12 -	1:00.084	1.365	72.37	11:30:46.193
13 -	59.738	1.019	72.79	11:31:45.931
14 -	59.070	0.351	73.61	11:32:45.001
15 -	59.081	0.362	73.60	11:33:44.082
16 -	58.852 (2)	0.133	73.89	11:34:42.934
17 -	59.415	0.696	73.19	11:35:42.349
18 -	1:06.196	7.477	65.69	11:36:48.545
19 -	1:01.218	2.499	71.03	11:37:49.763
20 -	1:00.796	2.077	71.52	11:38:50.559
21 -	1:01.540	2.821	70.66	11:39:52.099

<b>P28 3 Richard WOOTTEN</b>				
LAP	LAP TIME	DIFF	MPH	TIME OF DAY
1 -	1:12.538	14.020	59.94	11:19:52.334
2 -	59.876	1.358	72.62	11:20:52.210
3 -	59.662	1.144	72.88	11:21:51.872
4 -	59.532	1.014	73.04	11:22:51.404
5 -	59.320	0.802	73.30	11:23:50.724
6 -	59.043 (3)	0.525	73.65	11:24:49.767
7 -	59.839	1.321	72.67	11:25:49.606
8 -	58.535 (2)	0.017	74.29	11:26:48.141
9 -	59.442	0.924	73.15	11:27:47.583
<b>10 -</b>	<b>58.518 (1)</b>		<b>74.31</b>	<b>11:28:46.101</b>
11 -	59.245	0.727	73.40	11:29:45.346
12 -	1:15.586	17.068	57.53	11:31:00.932
13 -	1:00.089	1.571	72.36	11:32:01.021
14 -	1:00.120	1.602	72.33	11:33:01.141
15 -	59.692	1.174	72.85	11:34:00.833
16 -	59.430	0.912	73.17	11:35:00.263
17 -	59.113	0.595	73.56	11:35:59.376
18 -	59.998	1.480	72.47	11:36:59.374
19 -	59.466	0.948	73.12	11:37:58.840
20 -	59.364	0.846	73.25	11:38:58.204
21 -	59.518	1.000	73.06	11:39:57.722

<b>P29 54 Marcus BAILEY (M)</b>				
LAP	LAP TIME	DIFF	MPH	TIME OF DAY
1 -	1:08.778	10.390	63.22	11:19:48.574
2 -	58.562	0.174	74.25	11:20:47.136
3 -	2:22.156	1:23.768	30.59	11:23:09.292
4 -	2:00.271 P	1:01.883	36.15	11:25:09.563
5 -	1:01.741	3.353	70.43	11:26:11.304
6 -	58.605	0.217	74.20	11:27:09.909
7 -	58.585	0.197	74.22	11:28:08.494
8 -	58.430 (3)	0.042	74.42	11:29:06.924
9 -	58.576	0.188	74.23	11:30:05.500
10 -	58.528	0.140	74.29	11:31:04.028
11 -	58.532	0.144	74.29	11:32:02.560
<b>12 -</b>	<b>58.388 (1)</b>		<b>74.47</b>	<b>11:33:00.948</b>

DIFF = Difference To Personal Best Lap

13 -	58.751	0.363	74.01	11:33:59.699
14 -	58.708	0.320	74.07	11:34:58.407
15 -	58.616	0.228	74.18	11:35:57.023
16 -	59.013	0.625	73.68	11:36:56.036
17 -	58.523	0.135	74.30	11:37:54.559
18 -	58.401 (2)	0.013	74.46	11:38:52.960
19 -	58.986	0.598	73.72	11:39:51.946

<b>P30 666 David WATERS</b>				
LAP	LAP TIME	DIFF	MPH	TIME OF DAY
<b>1 -</b>	<b>1:09.266 (1)</b>		<b>62.78</b>	<b>11:19:49.062</b>

Weather / Track : Bright / Dry

# BRSCC Mazda MX-5 Championship - 1A

## RACE 1 - STATISTICS

**Competitors Started** 31  
**Planned Start** 2019-03-23 @ 11:25:00.000  
**Actual Start** 2019-03-23 @ 11:18:39.795  
**Finish Time** 2019-03-23 @ 11:38:59.959  
**Track Length** 1.2079mi.  
**Total Laps** 608  
**Total Distance Covered** 734.4309mi.

### Session Fastest Lap History

NO	NAME	LAP TIME	TIME OF DAY	LAP	VEHICLE
5	John LANGRIDGE	1:05.001	11:19:44.812	1	Mazda MX-5 Mk1
5	John LANGRIDGE	57.467	11:20:42.279	2	Mazda MX-5 Mk1
71	Ben SHORT	57.377	11:21:40.829	3	Mazda MX-5 Mk1

### Session Leader History

NO	NAME	FROM LAP	LAPS LED	DISTANCE	VEHICLE
5	John LANGRIDGE	1	7	8.45 miles	Mazda MX-5 Mk1
83	Brian TROTT (M)	8	14	16.91 miles	Mazda MX-5 Mk1

### Flag History

TYPE	TIME OF DAY
GREEN	11:18:39.795
FINISH	11:38:59.959

### Flag Statistics

TYPE	COUNT	TOTAL LAPS	TOTAL TIME
Green	1	20	20:20.163
Red	0	0	0.000
Safety Car	0	0	0.000
FCY	0	0	0.000

Weather / Track : Bright / Dry

These results are provisional until the conclusion of any judicial and technical matters.

Brands Hatch Indy  
Circuit Length = 1.2079 miles  
Start: 11:18 Flag 11:38 End: 11:40

Clerk Of Course :	Timekeeper :
-------------------	--------------

# BRSCC Mazda MX-5 Championship - 1B

## RACE 2 - CLASSIFICATION - AMENDED 2

POS	NO	NAME	ENTRY	LAPS	TIME	GAP	DIFF	MPH	BEST	ON
1	91	Tom SMITH	Mazda MX-5 Mk1	18	20:55.593			62.34	<b>58.751</b>	14
2	96	Charles MUGGLESTONE	Mazda MX-5 Mk1	18	20:57.596	<b>2.003</b>	2.003	62.24	<b>58.871</b>	14
3	544	Jack MOODY	Mazda MX-5 Mk1	18	21:00.565	<b>4.972</b>	2.969	62.09	<b>59.112</b>	17
4	61	Richard BAXTER	Mazda MX-5 Mk1	18	21:00.919	<b>5.326</b>	0.354	62.07	<b>58.356</b>	17
5	82	Michael KNIBBS	Mazda MX-5 Mk1	18	21:01.334	<b>5.741</b>	0.415	62.05	<b>59.062</b>	16
6	722	Alan HAWKINS (M)	Mazda MX-5 Mk1	18	21:08.098	<b>12.505</b>	6.764	61.72	<b>59.477</b>	18
7	22	Owen MILLS	Mazda MX-5 Mk1	18	21:11.048	<b>15.455</b>	2.950	61.58	<b>59.155</b>	11
8	21	Matthew FLETCHER	Mazda MX-5 Mk1	18	21:11.480	<b>15.887</b>	0.432	61.56	<b>58.918</b>	18
9	74	Clive CHISNALL (M)	Mazda MX-5 Mk1	18	21:11.954	<b>16.361</b>	0.474	61.53	<b>59.156</b>	15
10	31	Bryn GRIFFITHS (M)	Mazda MX-5 Mk1	18	21:13.668	<b>18.075</b>	1.714	61.45	<b>59.193</b>	16
11	25	Ivan LEARY (M)	Mazda MX-5 Mk1	18	21:14.558	<b>18.965</b>	0.890	61.41	<b>58.909</b>	16
12	11	Sam JARVIS	Mazda MX-5 Mk1	18	21:14.774	<b>19.181</b>	0.216	61.40	<b>59.388</b>	16
13	57	Oliver JENKINS	Mazda MX-5 Mk1	18	21:14.819	<b>19.226</b>	0.045	61.40	<b>59.521</b>	11
14	45	Graham RUMSEY (M)	Mazda MX-5 Mk1	18	21:18.671	<b>23.078</b>	3.852	61.21	<b>59.578</b>	15
15	43	Joseph WILLMOTT	Mazda MX-5 Mk1	18	21:19.591	<b>23.998</b>	0.920	61.17	<b>59.275</b>	10
16	10	Thomas MALLETT	Mazda MX-5 Mk1	18	21:26.105	<b>30.512</b>	6.514	60.86	<b>59.931</b>	6
17	27	Christian DANN	Mazda MX-5 Mk1	18	21:30.358	<b>34.765</b>	4.253	60.66	<b>59.918</b>	10
18	37	Tim DORE (M)	Mazda MX-5 Mk1	18	21:31.070	<b>35.477</b>	0.712	60.62	<b>59.998</b>	10
19	2	Jake STYLES	Mazda MX-5 Mk1	18	21:31.262	<b>35.669</b>	0.192	60.61	<b>59.361</b>	11
20	14	Elliott HANN	Mazda MX-5 Mk1	18	21:31.965	<b>36.372</b>	0.703	60.58	<b>59.890</b>	18
21	20	Christopher GINN (M)	Mazda MX-5 Mk1	18	21:33.332	<b>37.739</b>	1.367	60.52	<b>59.918</b>	11
22	42	Toby OWEN	Mazda MX-5 Mk1	18	21:55.325	<b>59.732</b>	21.993	59.50	<b>1:00.839</b>	16
23	68	Ashley HEATH (M)	Mazda MX-5 Mk1	17	21:00.217	<b>1 Lap</b>	1 Lap	58.66	<b>1:01.630</b>	12
24	34	Adam TYRRELL (M)	Mazda MX-5 Mk1	17	21:40.230	<b>1 Lap</b>	40.013	56.85	<b>1:03.215</b>	16
25	53	Jonathan FIELDSEND (M)	Mazda MX-5 Mk1	14	21:42.086	<b>4 Laps</b>	3 Laps	46.75	<b>1:02.735</b>	13

### NOT CLASSIFIED

DNF	191	Andrew BARRETT (M)	Mazda MX-5 Mk1	13	16:16.910	<b>5 Laps</b>	1 Lap	57.86	<b>59.956</b>	8
DNF	78	Richard BARTLETT (M)	Mazda MX-5 Mk1	0						
DNF	73	Jon WOOD (M)	Mazda MX-5 Mk1	0						
DNF	90	Bruce ROBINSON (M)	Mazda MX-5 Mk1	0						
DNF	36	Simon RICKETTS (M)	Mazda MX-5 Mk1	0						
DQ	98*	Oliver SIGHE	Mazda MX-5 Mk1	0						

### FASTEST LAP

61	Richard BAXTER	Mazda MX-5 Mk1	17	58.356	74.51 mph	119.92 kph
----	----------------	----------------	----	--------	-----------	------------

Car 82 - STILL NO Working transponder - Please sort or you will not be timed

Car 36 - Still 2 transponders on car - please take 1 off

Car 98 - 10 second penalty applied for driving in a manner incompatible with general safety ref REG C1.1.5

Car 98 - Disqualified from meeting for not respecting the decision of events officials ref Reg A10.1.2

Brands Hatch Indy

Circuit Length = 1.2079 miles

Start: 11:46 Flag 12:07 End: 12:09

Weather / Track : Bright / Dry

These results are provisional until the conclusion of any judicial and technical matters.

Clerk Of Course :	Timekeeper :
-------------------	--------------



# BRSCC Mazda MX-5 Championship - 1B

## RACE 2 - LAP CHART

LAP 1 @ 11:47:49.604			LAP 2 @ 11:49:17.336			LAP 3 @ 11:51:11.984			LAP 4 @ 11:53:05.309			LAP 5 @ 11:54:47.865		
NO	BEHIND	LAP TIME	NO	BEHIND	LAP TIME	NO	BEHIND	LAP TIME	NO	BEHIND	LAP TIME	NO	BEHIND	LAP TIME
91		1:07.653	91		1:27.732	91		1:54.648	91		1:53.325	91		1:42.556
722	0.505	1:08.158	722	0.846	1:28.073	722	0.782	1:54.584	722	0.756	1:53.299	722	0.219	1:42.019
96	1.028	1:08.681	96	1.389	1:28.093	96	1.370	1:54.629	96	1.265	1:53.220	96	0.893	1:42.184
98	1.930	1:09.583	61	1.922	1:27.560	61	1.998	1:54.724	61	1.688	1:53.015	61	1.054	1:41.922
61	2.094	1:09.747	98	2.948	1:28.750	98	2.963	1:54.663	98	2.491	1:52.853	98	1.603	1:41.668
11	2.100	1:09.753	82	3.422	1:28.399	82	3.662	1:54.888	82	3.108	1:52.771	82	1.760	1:41.208
544	2.280	1:09.933	544	3.822	1:29.274	544	4.249	1:55.075	544	3.814	1:52.890	544	1.890	1:40.632
82	2.755	1:10.408	11	4.751	1:30.383	11	5.304	1:55.201	11	5.210	1:53.231	11	2.346	1:39.692
22	2.922	1:10.575	22	5.941	1:30.751	22	6.299	1:55.006	22	6.202	1:53.228	22	5.257	1:41.611
57	3.158	1:10.811	57	6.684	1:31.258	57	7.030	1:54.994	57	6.919	1:53.214	57	5.692	1:41.329
74	3.266	1:10.919	45	7.322	1:30.899	45	7.535	1:54.861	45	7.595	1:53.385	45	5.792	1:40.753
25	3.575	1:11.228	31	8.213	1:31.604	31	8.452	1:54.887	31	8.627	1:53.500	31	6.051	1:39.980
21	3.762	1:11.415	74	9.264	1:33.730	74	9.158	1:54.542	74	10.239	1:54.406	74	6.315	1:38.632
45	4.155	1:11.808	25	10.258	1:34.415	25	9.996	1:54.386	25	11.077	1:54.406	25	6.671	1:38.150
31	4.341	1:11.994	21	11.161	1:35.131	21	11.256	1:54.743	21	12.151	1:54.220	21	8.995	1:39.400
43	5.178	1:12.831	191	11.967	1:34.017	191	12.075	1:54.756	191	13.012	1:54.262	191	9.869	1:39.413
20	5.367	1:13.020	10	12.587	1:34.071	10	12.610	1:54.671	10	13.668	1:54.383	10	10.740	1:39.628
191	5.682	1:13.335	43	13.617	1:36.171	43	13.968	1:54.999	43	14.523	1:53.880	43	12.054	1:40.087
10	6.248	1:13.901	37	14.407	1:34.960	37	14.905	1:55.146	37	15.781	1:54.201	37	14.974	1:41.749
14	6.613	1:14.266	14	15.267	1:36.386	14	15.928	1:55.309	14	17.169	1:54.566	14	16.133	1:41.520
37	7.179	1:14.832	20	16.012	1:38.377	20	16.792	1:55.428	20	17.965	1:54.498	20	17.730	1:42.321
27	8.422	1:16.075	27	17.034	1:36.344	27	18.471	1:56.085	27	18.738	1:53.592	27	19.363	1:43.181
68	9.743	1:17.396	68	17.962	1:35.951	68	19.444	1:56.130	68	19.733	1:53.614	68	23.380	1:46.203
2	18.717	1:26.370	2	18.956	1:27.971	2	20.849	1:56.541	2	20.913	1:53.389	2	23.559	1:45.202
34	25.217	1:32.870	34	20.289	1:22.804	34	21.980	1:56.339	34	21.766	1:53.111	34	25.244	1:46.034
42	1:22.733	2:30.386 P	42	1:18.095	1:23.094	42	52.087	1:28.640	42	26.489	1:27.727	42	25.437	1:41.504
									53	3 Laps	7:22.972 P	53	3 Laps	1:14.063

Weather / Track : Bright / Dry

# BRSCC Mazda MX-5 Championship - 1B

## RACE 2 - LAP CHART

LAP 6 @ 11:55:47.634			LAP 7 @ 11:56:47.305			LAP 8 @ 11:57:46.484			LAP 9 @ 11:58:45.466			LAP 10 @ 11:59:44.713		
NO	BEHIND	LAP TIME	NO	BEHIND	LAP TIME	NO	BEHIND	LAP TIME	NO	BEHIND	LAP TIME	NO	BEHIND	LAP TIME
91		59.769	91		59.671	91		59.179	91		58.982	91		59.247
96	0.639	59.515	96	0.667	59.699	96	0.702	59.214	96	0.826	59.106	96	0.689	59.110
544	1.939	59.818	544	1.730	59.462	544	2.112	59.561	544	2.510	59.380	544	2.548	59.285
82	2.465	1:00.474	82	2.229	59.435	82	2.409	59.359	82	2.817	59.390	82	2.778	59.208
98	3.305	1:01.471	98	3.398	59.764	11	5.216	1:00.888	722	6.081	59.662	722	6.767	59.933
11	3.523	1:00.946	11	3.507	59.655	98	5.373	1:01.154	98	7.789	1:01.398	61	7.548	58.686
61	3.584	1:02.299	722	4.109	59.898	722	5.401	1:00.471	61	8.109	1:01.423	98	8.407	59.865
722	3.882	1:03.432	61	4.407	1:00.494	61	5.668	1:00.440	22	8.925	1:01.832	45	9.738	59.878
22	5.235	59.747	22	5.146	59.582	22	6.075	1:00.108	45	9.107	1:01.736	22	10.038	1:00.360
45	5.984	59.961	45	5.941	59.628	45	6.353	59.591	31	9.329	59.891	74	10.823	1:00.028
57	6.664	1:00.741	57	6.880	59.887	31	8.420	1:00.570	74	10.042	1:00.182	57	11.469	1:00.523
31	6.745	1:00.463	31	7.029	59.955	74	8.842	1:00.650	57	10.193	1:00.217	31	11.738	1:01.656
74	7.039	1:00.493	74	7.371	1:00.003	57	8.958	1:01.257	21	10.271	59.814	25	12.291	1:00.534
25	7.743	1:00.841	25	8.083	1:00.011	25	9.328	1:00.424	25	11.004	1:00.658	21	12.414	1:01.390
21	8.642	59.416	21	8.330	59.359	21	9.439	1:00.288	11	12.211	1:05.977	11	12.589	59.625
191	10.173	1:00.073	191	10.864	1:00.362	191	11.641	59.956	191	13.024	1:00.365	191	13.939	1:00.162
10	10.902	59.931	10	11.410	1:00.179	43	14.406	1:00.768	43	15.126	59.702	43	15.154	59.275
43	12.558	1:00.273	43	12.817	59.930	10	15.365	1:03.134	10	17.342	1:00.959	10	19.237	1:01.142
37	16.179	1:00.974	37	18.006	1:01.498	37	19.949	1:01.122	14	21.999	1:00.955	14	22.864	1:00.112
14	16.650	1:00.286	14	18.568	1:01.589	14	20.026	1:00.637	37	22.552	1:01.585	37	23.303	59.998
20	19.263	1:01.302	20	20.218	1:00.626	27	21.752	1:00.303	27	23.079	1:00.309	27	23.750	59.918
27	20.067	1:00.473	27	20.628	1:00.232	20	21.870	1:00.831	20	23.842	1:00.954	20	24.934	1:00.339
2	25.398	1:01.608	2	26.093	1:00.366	2	26.833	59.919	2	27.681	59.830	2	28.054	59.620
68	27.634	1:04.023	68	30.653	1:02.690	68	34.152	1:02.678	68	38.070	1:02.900	68	41.307	1:02.484
42	28.495	1:02.827	42	31.582	1:02.758	42	34.718	1:02.315	42	38.638	1:02.902	42	41.421	1:02.030
34	31.843	1:06.368	34	39.668	1:07.496	53	3 Laps	1:05.246	53	3 Laps	1:04.478	53	3 Laps	1:04.783
53	3 Laps	1:04.692	53	3 Laps	1:03.471	34	48.278	1:07.789	34	54.713	1:05.417			

Weather / Track : Bright / Dry

# BRSCC Mazda MX-5 Championship - 1B

## RACE 2 - LAP CHART

LAP 11 @ 12:00:44.264			LAP 12 @ 12:01:43.318			LAP 13 @ 12:02:42.423			LAP 14 @ 12:03:41.174			LAP 15 @ 12:04:40.347		
NO	BEHIND	LAP TIME	NO	BEHIND	LAP TIME	NO	BEHIND	LAP TIME	NO	BEHIND	LAP TIME	NO	BEHIND	LAP TIME
91		59.551	91		59.054	91		59.105	91		58.751	91		59.173
96	0.475	59.337	96	0.455	59.034	96	0.426	59.076	96	0.546	58.871	96	0.336	58.963
544	2.181	59.184	544	2.768	59.641	544	3.260	59.597	544	4.058	59.549	544	4.480	59.595
34	1 Lap	1:06.373	82	4.453	1:00.466	82	4.685	59.337	82	5.070	59.136	82	5.119	59.222
82	3.041	59.814	53	4 Laps	1:07.408	61	6.771	58.682	61	6.926	58.906	61	6.659	58.906
61	6.945	58.948	61	7.194	59.303	722	9.016	1:00.035	722	9.930	59.665	722	10.578	59.821
722	7.380	1:00.164	722	8.086	59.760	98	10.658	1:00.162	98	11.462	59.555	98	12.731	1:00.442
98	8.704	59.848	34	1 Lap	1:05.941	22	10.900	1:00.170	22	11.746	59.597	22	12.828	1:00.255
22	9.642	59.155	98	9.601	59.951	74	12.488	59.717	74	12.973	59.236	74	12.956	59.156
74	10.774	59.502	22	9.835	59.247	57	12.990	59.722	57	14.264	1:00.025	57	15.183	1:00.092
45	10.839	1:00.652	74	11.876	1:00.156	53	4 Laps	1:07.383	31	15.173	59.534	21	16.040	59.835
57	11.439	59.521	57	12.373	59.988	31	14.390	59.678	21	15.378	59.578	31	16.387	1:00.387
31	12.842	1:00.655	31	13.817	1:00.029	21	14.551	59.680	25	16.855	59.917	25	16.891	59.209
21	13.448	1:00.585	21	13.976	59.582	25	15.689	59.750	11	17.341	1:00.111	11	17.758	59.590
11	13.977	1:00.939	11	14.787	59.864	11	15.981	1:00.299	45	18.600	1:00.520	45	19.005	59.578
25	14.204	1:01.464	25	15.044	59.894	191	16.438	1:00.071	43	18.889	1:00.567	43	19.379	59.663
191	14.450	1:00.062	45	15.169	1:03.384	45	16.831	1:00.767	53	4 Laps	1:07.973	10	26.625	1:00.865
43	15.058	59.455	191	15.472	1:00.076	43	17.073	1:00.475	34	1 Lap	1:05.372	34	1 Lap	1:04.669
10	20.339	1:00.653	43	15.703	59.699	34	1 Lap	1:07.007	10	24.933	1:00.490	27	31.208	1:01.912
14	23.882	1:00.569	10	21.984	1:00.699	10	23.194	1:00.315	27	28.469	1:00.256	37	31.372	1:00.635
27	24.306	1:00.107	27	25.690	1:00.438	27	26.964	1:00.379	14	29.125	1:00.640	14	31.385	1:01.433
37	24.397	1:00.645	14	26.125	1:01.297	14	27.236	1:00.216	37	29.910	1:00.772	53	4 Laps	1:07.544
20	25.301	59.918	37	26.686	1:01.343	37	27.889	1:00.308	20	30.100	1:00.438	2	31.659	1:00.659
2	27.864	59.361	20	27.273	1:01.026	20	28.413	1:00.245	2	30.173	59.984	20	32.918	1:01.991
42	43.217	1:01.347	2	28.493	59.683	2	28.940	59.552	42	51.196	1:01.520	42	53.203	1:01.180
68	44.111	1:02.355	42	45.765	1:01.602	42	48.427	1:01.767	68	53.735	1:03.209	68	57.218	1:02.656
			68	46.687	1:01.630	68	49.277	1:01.695						

Weather / Track : Bright / Dry

Results can be found at [www.tsl-timing.com](http://www.tsl-timing.com)

Page 3 of 4

Brands Hatch Indy  
 Circuit Length = 1.2079 miles  
 Start: 11:46 Flag 12:07 End: 12:09

Printed - 12:10 Saturday, 23 March 2019

# BRSCC Mazda MX-5 Championship - 1B

## RACE 2 - LAP CHART

LAP 16 @ 12:05:39.509			LAP 17 @ 12:06:38.496			LAP 18 @ 12:07:37.544		
NO	BEHIND	LAP TIME	NO	BEHIND	LAP TIME	NO	BEHIND	LAP TIME
91		59.162	91		58.987	91		59.048
96	0.534	59.360	96	1.474	59.927	96	2.003	59.577
544	4.645	59.327	68	1 Lap	1:02.542	68	1 Lap	1:02.061
82	5.019	59.062	544	4.770	59.112	544	4.972	59.250
61	6.048	58.551	82	5.161	59.129	61	5.326	58.957
722	11.275	59.859	61	5.417	58.356	82	5.741	59.628
98	13.760	1:00.191	722	12.076	59.788	722	12.505	59.477
22	13.873	1:00.207	22	14.917	1:00.031	22	15.455	59.586
74	15.229	1:01.435	98	15.205	1:00.432	98	15.821	59.664
57	15.694	59.673	74	15.887	59.645	21	15.887	58.918
21	15.814	58.936	21	16.017	59.190	74	16.361	59.522
31	16.418	59.193	57	17.230	1:00.523	31	18.075	59.783
25	16.638	58.909	31	17.340	59.909	25	18.965	1:00.407
11	17.984	59.388	25	17.606	59.955	11	19.181	59.759
45	19.882	1:00.039	11	18.470	59.473	57	19.226	1:01.044
43	20.038	59.821	43	21.280	1:00.229	45	23.078	1:00.622
10	27.605	1:00.142	45	21.504	1:00.609	43	23.998	1:01.766
27	32.423	1:00.377	10	28.888	1:00.270	10	30.512	1:00.672
37	33.081	1:00.871	27	33.547	1:00.111	27	34.765	1:00.266
14	33.921	1:01.698	37	34.132	1:00.038	37	35.477	1:00.393
2	34.068	1:01.571	2	34.609	59.528	2	35.669	1:00.108
20	35.274	1:01.518	14	35.530	1:00.596	14	36.372	59.890
34	1 Lap	1:05.975	20	36.586	1:00.299	20	37.739	1:00.201
53	4 Laps	1:04.654	34	1 Lap	1:03.215	34	1 Lap	1:03.450
42	54.880	1:00.839	53	4 Laps	1:02.735	53	4 Laps	1:04.684
			42	57.821	1:01.928	42	59.732	1:00.959

Weather / Track : Bright / Dry

# BRSCC Mazda MX-5 Championship - 1B

## RACE 2 - LAP ANALYSIS

DIFF = Difference To Personal Best Lap

P1 91 Tom SMITH				
LAP	LAP TIME	DIFF	MPH	TIME OF DAY
1 -	1:07.653	8.902	64.27	11:47:49.604
2 -	1:27.732	28.981	49.56	11:49:17.336
3 -	1:54.648	55.897	37.93	11:51:11.984
4 -	1:53.325	54.574	38.37	11:53:05.309
5 -	1:42.556	43.805	42.40	11:54:47.865
6 -	59.769	1.018	72.75	11:55:47.634
7 -	59.671	0.920	72.87	11:56:47.305
8 -	59.179	0.428	73.48	11:57:46.484
9 -	58.982 (2)	0.231	73.72	11:58:45.466
10 -	59.247	0.496	73.39	11:59:44.713
11 -	59.551	0.800	73.02	12:00:44.264
12 -	59.054	0.303	73.63	12:01:43.318
13 -	59.105	0.354	73.57	12:02:42.423
14 -	58.751 (1)		74.01	12:03:41.174
15 -	59.173	0.422	73.48	12:04:40.347
16 -	59.162	0.411	73.50	12:05:39.509
17 -	58.987 (3)	0.236	73.72	12:06:38.496
18 -	59.048	0.297	73.64	12:07:37.544

P2 96 Charles MUGGLESTONE				
LAP	LAP TIME	DIFF	MPH	TIME OF DAY
1 -	1:08.681	9.810	63.31	11:47:50.632
2 -	1:28.093	29.222	49.36	11:49:18.725
3 -	1:54.629	55.758	37.93	11:51:13.354
4 -	1:53.220	54.349	38.40	11:53:06.574
5 -	1:42.184	43.313	42.55	11:54:48.758
6 -	59.515	0.644	73.06	11:55:48.273
7 -	59.699	0.828	72.84	11:56:47.972
8 -	59.214	0.343	73.43	11:57:47.186
9 -	59.106	0.235	73.57	11:58:46.292
10 -	59.110	0.239	73.56	11:59:45.402
11 -	59.337	0.466	73.28	12:00:44.739
12 -	59.034 (3)	0.163	73.66	12:01:43.773
13 -	59.076	0.205	73.61	12:02:42.849
14 -	58.871 (1)		73.86	12:03:41.720
15 -	58.963 (2)	0.092	73.75	12:04:40.683
16 -	59.360	0.489	73.25	12:05:40.043
17 -	59.927	1.056	72.56	12:06:39.970
18 -	59.577	0.706	72.99	12:07:39.547

P3 544 Jack MOODY				
LAP	LAP TIME	DIFF	MPH	TIME OF DAY
1 -	1:09.933	10.821	62.18	11:47:51.884
2 -	1:29.274	30.162	48.71	11:49:21.158
3 -	1:55.075	55.963	37.78	11:51:16.233
4 -	1:52.890	53.778	38.52	11:53:09.123
5 -	1:40.632	41.520	43.21	11:54:49.755
6 -	59.818	0.706	72.69	11:55:49.573
7 -	59.462	0.350	73.13	11:56:49.035
8 -	59.561	0.449	73.01	11:57:48.596
9 -	59.380	0.268	73.23	11:58:47.976
10 -	59.285	0.173	73.35	11:59:47.261
11 -	59.184 (2)	0.072	73.47	12:00:46.445
12 -	59.641	0.529	72.91	12:01:46.086
13 -	59.597	0.485	72.96	12:02:45.683
14 -	59.549	0.437	73.02	12:03:45.232
15 -	59.595	0.483	72.96	12:04:44.827
16 -	59.327	0.215	73.29	12:05:44.154
17 -	59.112 (1)		73.56	12:06:43.266
18 -	59.250 (3)	0.138	73.39	12:07:42.516

DIFF = Difference To Personal Best Lap

P4 61 Richard BAXTER				
LAP	LAP TIME	DIFF	MPH	TIME OF DAY
1 -	1:09.747	11.391	62.34	11:47:51.698
2 -	1:27.560	29.204	49.66	11:49:19.258
3 -	1:54.724	56.368	37.90	11:51:13.982
4 -	1:53.015	54.659	38.47	11:53:06.997
5 -	1:41.922	43.566	42.66	11:54:48.919
6 -	1:02.299	3.943	69.80	11:55:51.218
7 -	1:00.494	2.138	71.88	11:56:51.712
8 -	1:00.440	2.084	71.94	11:57:52.152
9 -	1:01.423	3.067	70.79	11:58:53.575
10 -	58.686	0.330	74.09	11:59:52.261
11 -	58.948	0.592	73.77	12:00:51.209
12 -	59.303	0.947	73.32	12:01:50.512
13 -	58.682 (3)	0.326	74.10	12:02:49.194
14 -	58.906	0.550	73.82	12:03:48.100
15 -	58.906	0.550	73.82	12:04:47.006
16 -	58.551 (2)	0.195	74.27	12:05:45.557
17 -	58.356 (1)		74.51	12:06:43.913
18 -	58.957	0.601	73.75	12:07:42.870

P5 82 Michael KNIBBS				
LAP	LAP TIME	DIFF	MPH	TIME OF DAY
1 -	1:10.408	11.346	61.76	11:47:52.359
2 -	1:28.399	29.337	49.19	11:49:20.758
3 -	1:54.888	55.826	37.85	11:51:15.646
4 -	1:52.771	53.709	38.56	11:53:08.417
5 -	1:41.208	42.146	42.96	11:54:49.625
6 -	1:00.474	1.412	71.90	11:55:50.099
7 -	59.435	0.373	73.16	11:56:49.534
8 -	59.359	0.297	73.25	11:57:48.893
9 -	59.390	0.328	73.22	11:58:48.283
10 -	59.208	0.146	73.44	11:59:47.491
11 -	59.814	0.752	72.70	12:00:47.305
12 -	1:00.466	1.404	71.91	12:01:47.771
13 -	59.337	0.275	73.28	12:02:47.108
14 -	59.136 (3)	0.074	73.53	12:03:46.244
15 -	59.222	0.160	73.42	12:04:45.466
16 -	59.062 (1)		73.62	12:05:44.528
17 -	59.129 (2)	0.067	73.54	12:06:43.657
18 -	59.628	0.566	72.92	12:07:43.285

P6 722 Alan HAWKINS (M)				
LAP	LAP TIME	DIFF	MPH	TIME OF DAY
1 -	1:08.158	8.681	63.80	11:47:50.109
2 -	1:28.073	28.596	49.37	11:49:18.182
3 -	1:54.584	55.107	37.95	11:51:12.766
4 -	1:53.299	53.822	38.38	11:53:06.065
5 -	1:42.019	42.542	42.62	11:54:48.084
6 -	1:03.432	3.955	68.55	11:55:51.516
7 -	59.898	0.421	72.60	11:56:51.414
8 -	1:00.471	0.994	71.91	11:57:51.885
9 -	59.662 (2)	0.185	72.88	11:58:51.547
10 -	59.933	0.456	72.55	11:59:51.480
11 -	1:00.164	0.687	72.27	12:00:51.644
12 -	59.760	0.283	72.76	12:01:51.404
13 -	1:00.035	0.558	72.43	12:02:51.439
14 -	59.665 (3)	0.188	72.88	12:03:51.104
15 -	59.821	0.344	72.69	12:04:50.925
16 -	59.859	0.382	72.64	12:05:50.784
17 -	59.788	0.311	72.73	12:06:50.572

Weather / Track : Bright / Dry

Brands Hatch Indy  
Circuit Length = 1.2079 miles  
Start: 11:46 Flag 12:07 End: 12:09

# BRSCC Mazda MX-5 Championship - 1B

## RACE 2 - LAP ANALYSIS

DIFF = Difference To Personal Best Lap

18 - 59.477 (1) 73.11 12:07:50.049

P7 22 Owen MILLS				
LAP	LAP TIME	DIFF	MPH	TIME OF DAY
1 -	1:10.575	11.420	61.61	11:47:52.526
2 -	1:30.751	31.596	47.91	11:49:23.277
3 -	1:55.006	55.851	37.81	11:51:18.283
4 -	1:53.228	54.073	38.40	11:53:11.511
5 -	1:41.611	42.456	42.79	11:54:53.122
6 -	59.747	0.592	72.78	11:55:52.869
7 -	59.582 (3)	0.427	72.98	11:56:52.451
8 -	1:00.108	0.953	72.34	11:57:52.559
9 -	1:01.832	2.677	70.32	11:58:54.391
10 -	1:00.360	1.205	72.04	11:59:54.751
11 -	59.155 (1)		73.51	12:00:53.906
12 -	59.247 (2)	0.092	73.39	12:01:53.153
13 -	1:00.170	1.015	72.27	12:02:53.323
14 -	59.597	0.442	72.96	12:03:52.920
15 -	1:00.255	1.100	72.17	12:04:53.175
16 -	1:00.207	1.052	72.22	12:05:53.382
17 -	1:00.031	0.876	72.43	12:06:53.413
18 -	59.586	0.431	72.98	12:07:52.999

P8 98 Oliver SIGHE				
LAP	LAP TIME	DIFF	MPH	TIME OF DAY
1 -	1:09.583	10.028	62.49	11:47:51.534
2 -	1:28.750	29.195	48.99	11:49:20.284
3 -	1:54.663	55.108	37.92	11:51:14.947
4 -	1:52.853	53.298	38.53	11:53:07.800
5 -	1:41.668	42.113	42.77	11:54:49.468
6 -	1:01.471	1.916	70.74	11:55:50.939
7 -	59.764 (3)	0.209	72.76	11:56:50.703
8 -	1:01.154	1.599	71.10	11:57:51.857
9 -	1:01.398	1.843	70.82	11:58:53.255
10 -	59.865	0.310	72.64	11:59:53.120
11 -	59.848	0.293	72.66	12:00:52.968
12 -	59.951	0.396	72.53	12:01:52.919
13 -	1:00.162	0.607	72.28	12:02:53.081
14 -	59.555 (1)		73.01	12:03:52.636
15 -	1:00.442	0.887	71.94	12:04:53.078
16 -	1:00.191	0.636	72.24	12:05:53.269
17 -	1:00.432	0.877	71.95	12:06:53.701
18 -	59.664 (2)	0.109	72.88	12:07:53.365

P9 21 Matthew FLETCHER				
LAP	LAP TIME	DIFF	MPH	TIME OF DAY
1 -	1:11.415	12.497	60.89	11:47:53.366
2 -	1:35.131	36.213	45.71	11:49:28.497
3 -	1:54.743	55.825	37.89	11:51:23.240
4 -	1:54.220	55.302	38.07	11:53:17.460
5 -	1:39.400	40.482	43.74	11:54:56.860
6 -	59.416	0.498	73.18	11:55:56.276
7 -	59.359	0.441	73.25	11:56:55.635
8 -	1:00.288	1.370	72.13	11:57:55.923
9 -	59.814	0.896	72.70	11:58:55.737
10 -	1:01.390	2.472	70.83	11:59:57.127
11 -	1:00.585	1.667	71.77	12:00:57.712
12 -	59.582	0.664	72.98	12:01:57.294
13 -	59.680	0.762	72.86	12:02:56.974
14 -	59.578	0.660	72.99	12:03:56.552
15 -	59.835	0.917	72.67	12:04:56.387
16 -	58.936 (2)	0.018	73.78	12:05:55.323

DIFF = Difference To Personal Best Lap

17 - 59.190 (3) 0.272 73.46 12:06:54.513  
18 - 58.918 (1) 73.80 12:07:53.431

P10 74 Clive CHISNALL (M)				
LAP	LAP TIME	DIFF	MPH	TIME OF DAY
1 -	1:10.919	11.763	61.31	11:47:52.870
2 -	1:33.730	34.574	46.39	11:49:26.600
3 -	1:54.542	55.386	37.96	11:51:21.142
4 -	1:54.406	55.250	38.01	11:53:15.548
5 -	1:38.632	39.476	44.08	11:54:54.180
6 -	1:00.493	1.337	71.88	11:55:54.673
7 -	1:00.003	0.847	72.47	11:56:54.676
8 -	1:00.650	1.494	71.69	11:57:55.326
9 -	1:00.182	1.026	72.25	11:58:55.508
10 -	1:00.028	0.872	72.44	11:59:55.536
11 -	59.502 (3)	0.346	73.08	12:00:55.038
12 -	1:00.156	1.000	72.28	12:01:55.194
13 -	59.717	0.561	72.82	12:02:54.911
14 -	59.236 (2)	0.080	73.41	12:03:54.147
15 -	59.156 (1)		73.51	12:04:53.303
16 -	1:01.435	2.279	70.78	12:05:54.738
17 -	59.645	0.489	72.90	12:06:54.383
18 -	59.522	0.366	73.05	12:07:53.905

P11 31 Bryn GRIFFITHS (M)				
LAP	LAP TIME	DIFF	MPH	TIME OF DAY
1 -	1:11.994	12.801	60.40	11:47:53.945
2 -	1:31.604	32.411	47.47	11:49:25.549
3 -	1:54.887	55.694	37.85	11:51:20.436
4 -	1:53.500	54.307	38.31	11:53:13.936
5 -	1:39.980	40.787	43.49	11:54:53.916
6 -	1:00.463	1.270	71.92	11:55:54.379
7 -	59.955	0.762	72.53	11:56:54.334
8 -	1:00.570	1.377	71.79	11:57:54.904
9 -	59.891	0.698	72.60	11:58:54.795
10 -	1:01.656	2.463	70.53	11:59:56.451
11 -	1:00.655	1.462	71.69	12:00:57.106
12 -	1:00.029	0.836	72.44	12:01:57.135
13 -	59.678 (3)	0.485	72.86	12:02:56.813
14 -	59.534 (2)	0.341	73.04	12:03:56.347
15 -	1:00.387	1.194	72.01	12:04:56.734
16 -	59.193 (1)		73.46	12:05:55.927
17 -	59.909	0.716	72.58	12:06:55.836
18 -	59.783	0.590	72.73	12:07:55.619

P12 25 Ivan LEARY (M)				
LAP	LAP TIME	DIFF	MPH	TIME OF DAY
1 -	1:11.228	12.319	61.05	11:47:53.179
2 -	1:34.415	35.506	46.05	11:49:27.594
3 -	1:54.386	55.477	38.01	11:51:21.980
4 -	1:54.406	55.497	38.01	11:53:16.386
5 -	1:38.150	39.241	44.30	11:54:54.536
6 -	1:00.841	1.932	71.47	11:55:55.377
7 -	1:00.011	1.102	72.46	11:56:55.388
8 -	1:00.424	1.515	71.96	11:57:55.812
9 -	1:00.658	1.749	71.69	11:58:56.470
10 -	1:00.534	1.625	71.83	11:59:57.004
11 -	1:01.464	2.555	70.75	12:00:58.468
12 -	59.894	0.985	72.60	12:01:58.362
13 -	59.750 (3)	0.841	72.77	12:02:58.112
14 -	59.917	1.008	72.57	12:03:58.029
15 -	59.209 (2)	0.300	73.44	12:04:57.238

Weather / Track : Bright / Dry

Brands Hatch Indy  
Circuit Length = 1.2079 miles  
Start: 11:46 Flag 12:07 End: 12:09

# BRSCC Mazda MX-5 Championship - 1B

## RACE 2 - LAP ANALYSIS

DIFF = Difference To Personal Best Lap

16 -	<b>58.909 (1)</b>		<b>73.81</b>	<b>12:05:56.147</b>
17 -	59.955	1.046	72.53	12:06:56.102
18 -	1:00.407	1.498	71.98	12:07:56.509

### P13 11 Sam JARVIS

LAP	LAP TIME	DIFF	MPH	TIME OF DAY
1 -	1:09.753	10.365	62.34	11:47:51.704
2 -	<b>1:30.383</b>	30.995	48.11	<b>11:49:22.087</b>
3 -	<b>1:55.201</b>	55.813	37.74	<b>11:51:17.288</b>
4 -	<b>1:53.231</b>	53.843	38.40	<b>11:53:10.519</b>
5 -	1:39.692	40.304	43.62	11:54:50.211
6 -	1:00.946	1.558	71.35	11:55:51.157
7 -	59.655	0.267	72.89	11:56:50.812
8 -	1:00.888	1.500	71.41	11:57:51.700
9 -	1:05.977	6.589	65.91	11:58:57.677
10 -	59.625	0.237	72.93	11:59:57.302
11 -	1:00.939	1.551	71.35	12:00:58.241
12 -	59.864	0.476	72.64	12:01:58.105
13 -	1:00.299	0.911	72.11	12:02:58.404
14 -	1:00.111	0.723	72.34	12:03:58.515
15 -	59.590 (3)	0.202	72.97	12:04:58.105
16 -	<b>59.388 (1)</b>		<b>73.22</b>	<b>12:05:57.493</b>
17 -	59.473 (2)	0.085	73.11	12:06:56.966
18 -	59.759	0.371	72.76	12:07:56.725

### P14 57 Oliver JENKINS

LAP	LAP TIME	DIFF	MPH	TIME OF DAY
1 -	1:10.811	11.290	61.41	11:47:52.762
2 -	<b>1:31.258</b>	31.737	47.65	<b>11:49:24.020</b>
3 -	<b>1:54.994</b>	55.473	37.81	<b>11:51:19.014</b>
4 -	<b>1:53.214</b>	53.693	38.41	<b>11:53:12.228</b>
5 -	1:41.329	41.808	42.91	11:54:53.557
6 -	1:00.741	1.220	71.59	11:55:54.298
7 -	59.887	0.366	72.61	11:56:54.185
8 -	1:01.257	1.736	70.98	11:57:55.442
9 -	1:00.217	0.696	72.21	11:58:55.659
10 -	1:00.523	1.002	71.85	11:59:56.182
11 -	<b>59.521 (1)</b>		<b>73.05</b>	<b>12:00:55.703</b>
12 -	59.988	0.467	72.49	12:01:55.691
13 -	59.722 (3)	0.201	72.81	12:02:55.413
14 -	1:00.025	0.504	72.44	12:03:55.438
15 -	1:00.092	0.571	72.36	12:04:55.530
16 -	59.673 (2)	0.152	72.87	12:05:55.203
17 -	1:00.523	1.002	71.85	12:06:55.726
18 -	1:01.044	1.523	71.23	12:07:56.770

### P15 45 Graham RUMSEY (M)

LAP	LAP TIME	DIFF	MPH	TIME OF DAY
1 -	1:11.808	12.230	60.55	11:47:53.759
2 -	<b>1:30.899</b>	31.321	47.83	<b>11:49:24.658</b>
3 -	<b>1:54.861</b>	55.283	37.85	<b>11:51:19.519</b>
4 -	<b>1:53.385</b>	53.807	38.35	<b>11:53:12.904</b>
5 -	1:40.753	41.175	43.16	11:54:53.657
6 -	59.961	0.383	72.52	11:55:53.618
7 -	59.628 (3)	0.050	72.92	11:56:53.246
8 -	59.591 (2)	0.013	72.97	11:57:52.837
9 -	1:01.736	2.158	70.43	11:58:54.573
10 -	59.878	0.300	72.62	11:59:54.451
11 -	1:00.652	1.074	71.69	12:00:55.103
12 -	1:03.384	3.806	68.60	12:01:58.487
13 -	1:00.767	1.189	71.56	12:02:59.254
14 -	1:00.520	0.942	71.85	12:03:59.774

DIFF = Difference To Personal Best Lap

15 -	<b>59.578 (1)</b>		<b>72.99</b>	<b>12:04:59.352</b>
16 -	1:00.039	0.461	72.42	12:05:59.391
17 -	1:00.609	1.031	71.74	12:07:00.000
18 -	1:00.622	1.044	71.73	12:08:00.622

### P16 43 Joseph WILLMOTT

LAP	LAP TIME	DIFF	MPH	TIME OF DAY
1 -	1:12.831	13.556	59.70	11:47:54.782
2 -	<b>1:36.171</b>	36.896	45.21	<b>11:49:30.953</b>
3 -	<b>1:54.999</b>	55.724	37.81	<b>11:51:25.952</b>
4 -	<b>1:53.880</b>	54.605	38.18	<b>11:53:19.832</b>
5 -	1:40.087	40.812	43.44	11:54:59.919
6 -	1:00.273	0.998	72.14	11:56:00.192
7 -	59.930	0.655	72.56	11:57:00.122
8 -	1:00.768	1.493	71.56	11:58:00.890
9 -	59.702	0.427	72.83	11:59:00.592
10 -	<b>59.275 (1)</b>		<b>73.36</b>	<b>11:59:59.867</b>
11 -	59.455 (2)	0.180	73.14	12:00:59.322
12 -	59.699	0.424	72.84	12:01:59.021
13 -	1:00.475	1.200	71.90	12:02:59.496
14 -	1:00.567	1.292	71.79	12:04:00.063
15 -	59.663 (3)	0.388	72.88	12:04:59.726
16 -	59.821	0.546	72.69	12:05:59.547
17 -	1:00.229	0.954	72.20	12:06:59.776
18 -	1:01.766	2.491	70.40	12:08:01.542

### P17 10 Thomas MALLETT

LAP	LAP TIME	DIFF	MPH	TIME OF DAY
1 -	1:13.901	13.970	58.84	11:47:55.852
2 -	<b>1:34.071</b>	34.140	46.22	<b>11:49:29.923</b>
3 -	<b>1:54.671</b>	54.740	37.92	<b>11:51:24.594</b>
4 -	<b>1:54.383</b>	54.452	38.01	<b>11:53:18.977</b>
5 -	1:39.628	39.697	43.64	11:54:58.605
6 -	<b>59.931 (1)</b>		<b>72.56</b>	<b>11:55:58.536</b>
7 -	1:00.179 (3)	0.248	72.26	11:56:58.715
8 -	1:03.134	3.203	68.87	11:58:01.849
9 -	1:00.959	1.028	71.33	11:59:02.808
10 -	1:01.142	1.211	71.12	12:00:03.950
11 -	1:00.653	0.722	71.69	12:01:04.603
12 -	1:00.699	0.768	71.64	12:02:05.302
13 -	1:00.315	0.384	72.09	12:03:05.617
14 -	1:00.490	0.559	71.88	12:04:06.107
15 -	1:00.865	0.934	71.44	12:05:06.972
16 -	1:00.142 (2)	0.211	72.30	12:06:07.114
17 -	1:00.270	0.339	72.15	12:07:07.384
18 -	1:00.672	0.741	71.67	12:08:08.056

### P18 27 Christian DANN

LAP	LAP TIME	DIFF	MPH	TIME OF DAY
1 -	1:16.075	16.157	57.16	11:47:58.026
2 -	<b>1:36.344</b>	36.426	45.13	<b>11:49:34.370</b>
3 -	<b>1:56.085</b>	56.167	37.46	<b>11:51:30.455</b>
4 -	<b>1:53.592</b>	53.674	38.28	<b>11:53:24.047</b>
5 -	1:43.181	43.263	42.14	11:55:07.228
6 -	1:00.473	0.555	71.90	11:56:07.701
7 -	1:00.232	0.314	72.19	11:57:07.933
8 -	1:00.303	0.385	72.11	11:58:08.236
9 -	1:00.309	0.391	72.10	11:59:08.545
10 -	<b>59.918 (1)</b>		<b>72.57</b>	<b>12:00:08.463</b>
11 -	1:00.107 (2)	0.189	72.34	12:01:08.570
12 -	1:00.438	0.520	71.95	12:02:09.008
13 -	1:00.379	0.461	72.02	12:03:09.387

Weather / Track : Bright / Dry

Brands Hatch Indy  
Circuit Length = 1.2079 miles  
Start: 11:46 Flag 12:07 End: 12:09

# BRSCC Mazda MX-5 Championship - 1B

## RACE 2 - LAP ANALYSIS

DIFF = Difference To Personal Best Lap

14 -	1:00.256	0.338	72.16	12:04:09.643
15 -	1:01.912	1.994	70.23	12:05:11.555
16 -	1:00.377	0.459	72.02	12:06:11.932
17 -	1:00.111 (3)	0.193	72.34	12:07:12.043
18 -	1:00.266	0.348	72.15	12:08:12.309

### P19 37 Tim DORE (M)

LAP	LAP TIME	DIFF	MPH	TIME OF DAY
1 -	1:14.832	14.834	58.11	11:47:56.783
2 -	1:34.960	34.962	45.79	11:49:31.743
3 -	1:55.146	55.148	37.76	11:51:26.889
4 -	1:54.201	54.203	38.07	11:53:21.090
5 -	1:41.749	41.751	42.73	11:55:02.839
6 -	1:00.974	0.976	71.31	11:56:03.813
7 -	1:01.498	1.500	70.71	11:57:05.311
8 -	1:01.122	1.124	71.14	11:58:06.433
9 -	1:01.585	1.587	70.61	11:59:08.018
10 -	59.998 (1)		72.47	12:00:08.016
11 -	1:00.645	0.647	71.70	12:01:08.661
12 -	1:01.343	1.345	70.88	12:02:10.004
13 -	1:00.308 (3)	0.310	72.10	12:03:10.312
14 -	1:00.772	0.774	71.55	12:04:11.084
15 -	1:00.635	0.637	71.71	12:05:11.719
16 -	1:00.871	0.873	71.43	12:06:12.590
17 -	1:00.038 (2)	0.040	72.43	12:07:12.628
18 -	1:00.393	0.395	72.00	12:08:13.021

### P20 2 Jake STYLES

LAP	LAP TIME	DIFF	MPH	TIME OF DAY
1 -	1:26.370	27.009	50.34	11:48:08.321
2 -	1:27.971	28.610	49.43	11:49:36.292
3 -	1:56.541	57.180	37.31	11:51:32.833
4 -	1:53.389	54.028	38.35	11:53:26.222
5 -	1:45.202	45.841	41.33	11:55:11.424
6 -	1:01.608	2.247	70.58	11:56:13.032
7 -	1:00.366	1.005	72.03	11:57:13.398
8 -	59.919	0.558	72.57	11:58:13.317
9 -	59.830	0.469	72.68	11:59:13.147
10 -	59.620	0.259	72.93	12:00:12.767
11 -	59.361 (1)		73.25	12:01:12.128
12 -	59.683	0.322	72.86	12:02:11.811
13 -	59.552 (3)	0.191	73.02	12:03:11.363
14 -	59.984	0.623	72.49	12:04:11.347
15 -	1:00.659	1.298	71.68	12:05:12.006
16 -	1:01.571	2.210	70.62	12:06:13.577
17 -	59.528 (2)	0.167	73.05	12:07:13.105
18 -	1:00.108	0.747	72.34	12:08:13.213

### P21 14 Elliott HANN

LAP	LAP TIME	DIFF	MPH	TIME OF DAY
1 -	1:14.266	14.376	58.55	11:47:56.217
2 -	1:36.386	36.496	45.11	11:49:32.603
3 -	1:55.309	55.419	37.71	11:51:27.912
4 -	1:54.566	54.676	37.95	11:53:22.478
5 -	1:41.520	41.630	42.83	11:55:03.998
6 -	1:00.286	0.396	72.13	11:56:04.284
7 -	1:01.589	1.699	70.60	11:57:05.873
8 -	1:00.637	0.747	71.71	11:58:06.510
9 -	1:00.955	1.065	71.34	11:59:07.465
10 -	1:00.112 (2)	0.222	72.34	12:00:07.577
11 -	1:00.569	0.679	71.79	12:01:08.146
12 -	1:01.297	1.407	70.94	12:02:09.443

DIFF = Difference To Personal Best Lap

13 -	1:00.216 (3)	0.326	72.21	12:03:09.659
14 -	1:00.640	0.750	71.71	12:04:10.299
15 -	1:01.433	1.543	70.78	12:05:11.732
16 -	1:01.698	1.808	70.48	12:06:13.430
17 -	1:00.596	0.706	71.76	12:07:14.026
18 -	59.890 (1)		72.60	12:08:13.916

### P22 20 Christopher GINN (M)

LAP	LAP TIME	DIFF	MPH	TIME OF DAY
1 -	1:13.020	13.102	59.55	11:47:54.971
2 -	1:38.377	38.459	44.20	11:49:33.348
3 -	1:55.428	55.510	37.67	11:51:28.776
4 -	1:54.498	54.580	37.97	11:53:23.274
5 -	1:42.321	42.403	42.49	11:55:05.595
6 -	1:01.302	1.384	70.93	11:56:06.897
7 -	1:00.626	0.708	71.72	11:57:07.523
8 -	1:00.831	0.913	71.48	11:58:08.354
9 -	1:00.954	1.036	71.34	11:59:09.308
10 -	1:00.339	0.421	72.06	12:00:09.647
11 -	59.918 (1)		72.57	12:01:09.565
12 -	1:01.026	1.108	71.25	12:02:10.591
13 -	1:00.245 (3)	0.327	72.18	12:03:10.836
14 -	1:00.438	0.520	71.95	12:04:11.274
15 -	1:01.991	2.073	70.14	12:05:13.265
16 -	1:01.518	1.600	70.68	12:06:14.783
17 -	1:00.299	0.381	72.11	12:07:15.082
18 -	1:00.201 (2)	0.283	72.23	12:08:15.283

### P23 42 Toby OWEN

LAP	LAP TIME	DIFF	MPH	TIME OF DAY
1 -	2:30.386 P	1:29.547	28.91	11:49:12.337
2 -	1:23.094	22.255	52.33	11:50:35.431
3 -	1:28.640	27.801	49.05	11:52:04.071
4 -	1:27.727	26.888	49.56	11:53:31.798
5 -	1:41.504	40.665	42.84	11:55:13.302
6 -	1:02.827	1.988	69.21	11:56:16.129
7 -	1:02.758	1.919	69.29	11:57:18.887
8 -	1:02.315	1.476	69.78	11:58:21.202
9 -	1:02.902	2.063	69.13	11:59:24.104
10 -	1:02.030	1.191	70.10	12:00:26.134
11 -	1:01.347	0.508	70.88	12:01:27.481
12 -	1:01.602	0.763	70.59	12:02:29.083
13 -	1:01.767	0.928	70.40	12:03:30.850
14 -	1:01.520	0.681	70.68	12:04:32.370
15 -	1:01.180 (3)	0.341	71.07	12:05:33.550
16 -	1:00.839 (1)		71.47	12:06:34.389
17 -	1:01.928	1.089	70.22	12:07:36.317
18 -	1:00.959 (2)	0.120	71.33	12:08:37.276

### P24 68 Ashley HEATH (M)

LAP	LAP TIME	DIFF	MPH	TIME OF DAY
1 -	1:17.396	15.766	56.18	11:47:59.347
2 -	1:35.951	34.321	45.32	11:49:35.298
3 -	1:56.130	54.500	37.44	11:51:31.428
4 -	1:53.614	51.984	38.27	11:53:25.042
5 -	1:46.203	44.573	40.94	11:55:11.245
6 -	1:04.023	2.393	67.92	11:56:15.268
7 -	1:02.690	1.060	69.36	11:57:17.958
8 -	1:02.678	1.048	69.38	11:58:20.636
9 -	1:02.900	1.270	69.13	11:59:23.536
10 -	1:02.484	0.854	69.59	12:00:26.020
11 -	1:02.355	0.725	69.73	12:01:28.375

Weather / Track : Bright / Dry

Brands Hatch Indy

Circuit Length = 1.2079 miles

Start: 11:46 Flag 12:07 End: 12:09



# BRSCC Mazda MX-5 Championship - 1B

## RACE 2 - LAP ANALYSIS

DIFF = Difference To Personal Best Lap

12 -	<b>1:01.630 (1)</b>		<b>70.55</b>	<b>12:02:30.005</b>
13 -	1:01.695 (2)	0.065	70.48	12:03:31.700
14 -	1:03.209	1.579	68.79	12:04:34.909
15 -	1:02.656	1.026	69.40	12:05:37.565
16 -	1:02.542	0.912	69.53	12:06:40.107
17 -	1:02.061 (3)	0.431	70.06	12:07:42.168

### P25 34 Adam TYRRELL (M)

LAP	LAP TIME	DIFF	MPH	TIME OF DAY
1 -	1:32.870	29.655	46.82	11:48:14.821
2 -	<b>1:22.804</b>	19.589	52.51	<b>11:49:37.625</b>
3 -	<b>1:56.339</b>	53.124	37.37	<b>11:51:33.964</b>
4 -	<b>1:53.111</b>	49.896	38.44	<b>11:53:27.075</b>
5 -	1:46.034	42.819	41.01	11:55:13.109
6 -	1:06.368	3.153	65.52	11:56:19.477
7 -	1:07.496	4.281	64.42	11:57:26.973
8 -	1:07.789	4.574	64.14	11:58:34.762
9 -	1:05.417	2.202	66.47	11:59:40.179
10 -	1:06.373	3.158	65.51	12:00:46.552
11 -	1:05.941	2.726	65.94	12:01:52.493
12 -	1:07.007	3.792	64.89	12:02:59.500
13 -	1:05.372	2.157	66.52	12:04:04.872
14 -	1:04.669 (3)	1.454	67.24	12:05:09.541
15 -	1:05.975	2.760	65.91	12:06:15.516
16 -	<b>1:03.215 (1)</b>		<b>68.79</b>	<b>12:07:18.731</b>
17 -	1:03.450 (2)	0.235	68.53	12:08:22.181

### P26 53 Jonathan FIELDSEND (M)

LAP	LAP TIME	DIFF	MPH	TIME OF DAY
1 -	<b>7:22.972 P</b>	6:20.237	9.81	<b>11:54:04.923</b>
2 -	1:14.063	11.328	58.71	11:55:18.986
3 -	1:04.692	1.957	67.22	11:56:23.678
4 -	1:03.471 (2)	0.736	68.51	11:57:27.149
5 -	1:05.246	2.511	66.64	11:58:32.395
6 -	1:04.478 (3)	1.743	67.44	11:59:36.873
7 -	1:04.783	2.048	67.12	12:00:41.656
8 -	1:07.408	4.673	64.51	12:01:49.064
9 -	1:07.383	4.648	64.53	12:02:56.447
10 -	1:07.973	5.238	63.97	12:04:04.420
11 -	1:07.544	4.809	64.38	12:05:11.964
12 -	1:04.654	1.919	67.25	12:06:16.618
13 -	<b>1:02.735 (1)</b>		<b>69.31</b>	<b>12:07:19.353</b>
14 -	1:04.684	1.949	67.22	12:08:24.037

### P27 191 Andrew BARRETT (M)

LAP	LAP TIME	DIFF	MPH	TIME OF DAY
1 -	1:13.335	13.379	59.29	11:47:55.286
2 -	<b>1:34.017</b>	34.061	46.25	<b>11:49:29.303</b>
3 -	<b>1:54.756</b>	54.800	37.89	<b>11:51:24.059</b>
4 -	<b>1:54.262</b>	54.306	38.05	<b>11:53:18.321</b>
5 -	1:39.413	39.457	43.74	11:54:57.734
6 -	1:00.073	0.117	72.38	11:55:57.807
7 -	1:00.362	0.406	72.04	11:56:58.169
8 -	<b>59.956 (1)</b>		<b>72.52</b>	<b>11:57:58.125</b>
9 -	1:00.365	0.409	72.03	11:58:58.490
10 -	1:00.162	0.206	72.28	11:59:58.652
11 -	1:00.062 (2)	0.106	72.40	12:00:58.714
12 -	1:00.076	0.120	72.38	12:01:58.790
13 -	1:00.071 (3)	0.115	72.39	12:02:58.861

Weather / Track : Bright / Dry

Results can be found at [www.tsl-timing.com](http://www.tsl-timing.com)

Page 5 of 5

Brands Hatch Indy  
Circuit Length = 1.2079 miles  
Start: 11:46 Flag 12:07 End: 12:09

Printed - 12:10 Saturday, 23 March 2019

# BRSCC Mazda MX-5 Championship - 1B

## RACE 2 - STATISTICS

**Competitors Started** 31  
**Planned Start** 2019-03-23 @ 11:55:00.000  
**Actual Start** 2019-03-23 @ 11:46:41.950  
**Finish Time** 2019-03-23 @ 12:07:37.500  
**Track Length** 1.2079mi.  
**Total Laps** 475  
**Total Distance Covered** 573.7741mi.

### Session Fastest Lap History

NO	NAME	LAP TIME	TIME OF DAY	LAP	VEHICLE
91	Tom SMITH	1:07.653	11:47:49.618	1	Mazda MX-5 Mk1
91	Tom SMITH	59.769	11:55:47.648	6	Mazda MX-5 Mk1
96	Charles MUGGLESTONE	59.515	11:55:48.280	6	Mazda MX-5 Mk1
21	Matthew FLETCHER	59.416	11:55:56.285	6	Mazda MX-5 Mk1
21	Matthew FLETCHER	59.359	11:56:55.646	7	Mazda MX-5 Mk1
91	Tom SMITH	59.179	11:57:46.498	8	Mazda MX-5 Mk1
91	Tom SMITH	58.982	11:58:45.479	9	Mazda MX-5 Mk1
61	Richard BAXTER	58.686	11:59:52.271	10	Mazda MX-5 Mk1
61	Richard BAXTER	58.682	12:02:49.204	13	Mazda MX-5 Mk1
61	Richard BAXTER	58.551	12:05:45.567	16	Mazda MX-5 Mk1
61	Richard BAXTER	58.356	12:06:43.923	17	Mazda MX-5 Mk1

### Session Leader History

NO	NAME	FROM LAP	LAPS LED	DISTANCE	VEHICLE
91	Tom SMITH	1	18	21.74 miles	Mazda MX-5 Mk1

### Flag History

TYPE	TIME OF DAY
GREEN	11:46:41.950
SAFETY	11:48:40.761
GREEN	11:54:46.581
FINISH	12:07:37.500

### Flag Statistics

TYPE	COUNT	TOTAL LAPS	TOTAL TIME
Green	2	14	14:49.729
Red	0	0	0.000
Safety Car	1	3	6:05.820
FCY	0	0	0.000

Weather / Track : Bright / Dry

These results are provisional until the conclusion of any judicial and technical matters.

Brands Hatch Indy

Circuit Length = 1.2079 miles

Start: 11:46 Flag 12:07 End: 12:09

Clerk Of Course :

Timekeeper :

## BRSCC Mazda MX-5 Championship - 2A

### RACE 6 - GRID - AMENDED (20 minutes)

ROW 16	31	82	Michael KNIBBS		
ROW 15	29	544	Jack MOODY	30	61
ROW 14		27	91	Tom SMITH	28
ROW 13	25	60	Nick LE DOYEN (M)	26	80
ROW 12		23	30	Dave TURTON	24
ROW 11	21	55	Matt POLLARD	22	8
ROW 10		19	44	Yoshihiro ITO	20
ROW 9	17	26	Charlie RAWLES	18	13
ROW 8		15	23	Martin TOLLEY (M)	16
ROW 7	13	81	Sebastian FISHER	14	107
ROW 6		11	29	Adam CRAIG	12
ROW 5	9	88	Stuart SYMONDS	10	77
ROW 4		7	4	Adam BESSELL	8
ROW 3	5	63	Oliver ALLWOOD	6	1
ROW 2		3	71	Ben SHORT	4
ROW 1	1	83	Brian TROTT (M)	2	5
			<b>Pole</b>		

Brands Hatch Indy  
 Circuit Length = 1.2079 miles

**These results are provisional until the conclusion of any judicial and technical matters.**


Clerk Of Course :		Timekeeper :
-------------------	--	--------------

Results can be found at [www.tsl-timing.com](http://www.tsl-timing.com)

Printed - 13:49 Saturday, 23 March 2019

## BRSCC Mazda MX-5 Championship - 2B

### RACE 8 - GRID - AMENDED (20 minutes)

ROW 16	31	21	Chris MOLLOY (M)			
ROW 15	29	90	Bruce ROBINSON (M)	30	36	Simon RICKETTS (M)
ROW 14	27	78	Richard BARTLETT (M)	28	73	Jon WOOD (M)
ROW 13	25	53	Jonathan FIELDSSEND (M)	26	191	Andrew BARRETT (M)
ROW 12	23	68	Ashley HEATH (M)	24	34	Adam TYRRELL (M)
ROW 11	21	20	Christopher GINN (M)	22	42	Toby OWEN
ROW 10	19	2	Jake STYLES	20	14	Elliott HANN
ROW 9	17	27	Christian DANN	18	37	Tim DORE (M)
ROW 8	15	98	Oliver SIGHE	16	10	Thomas MALLETT
ROW 7	13	45	Graham RUMSEY (M)	14	43	Joseph WILLMOTT
ROW 6	11	11	Sam JARVIS	12	57	Oliver JENKINS
ROW 5	9	31	Bryn GRIFFITHS (M)	10	25	Ivan LEARY (M)
ROW 4	7	22	Owen MILLS	8	74	Clive CHISNALL (M)
ROW 3	5	65	William HAYDEN	6	722	Alan HAWKINS (M)
ROW 2	3	54	Marcus BAILEY (M)	4	666	David WATERS
ROW 1	1	56	Thomas JENKINS	2	3	Richard WOOTTEN
<b>Pole</b>						
						

Brands Hatch Indy  
 Circuit Length = 1.2079 miles

**These results are provisional until the conclusion of any judicial and technical matters.**

Clerk Of Course :		Timekeeper :
-------------------	--	--------------

Results can be found at [www.tsl-timing.com](http://www.tsl-timing.com)

Printed - 13:53 Saturday, 23 March 2019

# BRSCC Mazda MX-5 Championship - 2A

## RACE 6 - CLASSIFICATION - AMENDED 2

POS	NO	NAME	ENTRY	LAPS	TIME	GAP	DIFF	MPH	BEST	ON
1	71	Ben SHORT	Mazda MX-5 Mk1	20	20:53.239			69.39	<b>57.485</b>	9
2	1	Will BLACKWELL-CHAMBERS	Mazda MX-5 Mk1	20	20:53.472	<b>0.233</b>	0.233	69.38	<b>57.348</b>	5
3	41	Joe WIGGIN	Mazda MX-5 Mk1	20	20:55.667	<b>2.428</b>	2.195	69.26	<b>57.343</b>	12
4	83	Brian TROTT (M)	Mazda MX-5 Mk1	20	20:56.287	<b>3.048</b>	0.620	69.22	<b>57.497</b>	5
5	63	Oliver ALLWOOD	Mazda MX-5 Mk1	20	20:56.412	<b>3.173</b>	0.125	69.22	<b>57.213</b>	6
6	4	Adam BESSELL	Mazda MX-5 Mk1	20	20:56.832	<b>3.593</b>	0.420	69.19	<b>57.415</b>	3
7	88	Stuart SYMONDS	Mazda MX-5 Mk1	20	20:57.433	<b>4.194</b>	0.601	69.16	<b>57.710</b>	8
8	77	Steve FODEN	Mazda MX-5 Mk1	20	20:57.576	<b>4.337</b>	0.143	69.15	<b>57.688</b>	19
9	29	Adam CRAIG	Mazda MX-5 Mk1	20	20:58.184	<b>4.945</b>	0.608	69.12	<b>57.671</b>	19
10	23	Martin TOLLEY (M)	Mazda MX-5 Mk1	20	20:59.087	<b>5.848</b>	0.903	69.07	<b>57.862</b>	4
11	107	Jake BAILEY	Mazda MX-5 Mk1	20	21:00.937	<b>7.698</b>	1.850	68.97	<b>57.886</b>	6
12	33	Jason GREATREX (M)	Mazda MX-5 Mk1	20	21:03.506	<b>10.267</b>	2.569	68.83	<b>57.999</b>	5
13	81	Sebastian FISHER	Mazda MX-5 Mk1	20	21:03.561	<b>10.322</b>	0.055	68.83	<b>57.772</b>	10
14	13	Scott LEACH (M)	Mazda MX-5 Mk1	20	21:03.781	<b>10.542</b>	0.220	68.81	<b>58.017</b>	6
15	40	Ben HANCY	Mazda MX-5 Mk1	20	21:04.243	<b>11.004</b>	0.462	68.79	<b>58.090</b>	11
16	26	Charlie RAWLES	Mazda MX-5 Mk1	20	21:04.726	<b>11.487</b>	0.483	68.76	<b>58.248</b>	12
17	72	Matt LUFF	Mazda MX-5 Mk1	20	21:04.789	<b>11.550</b>	0.063	68.76	<b>57.638</b>	11
18	8	Lewis CANNON	Mazda MX-5 Mk1	20	21:05.251	<b>12.012</b>	0.462	68.73	<b>58.131</b>	5
19	91	Tom SMITH	Mazda MX-5 Mk1	20	21:07.434	<b>14.195</b>	2.183	68.62	<b>58.383</b>	12
20	55	Matt POLLARD	Mazda MX-5 Mk1	20	21:07.736	<b>14.497</b>	0.302	68.60	<b>58.138</b>	9
21	44	Yoshihiro ITO	Mazda MX-5 Mk1	20	21:07.922	<b>14.683</b>	0.186	68.59	<b>58.457</b>	20
22	24	Oliver GRAHAM	Mazda MX-5 Mk1	20	21:08.498	<b>15.259</b>	0.576	68.56	<b>58.572</b>	12
23	7	Adrian BURGE (M)	Mazda MX-5 Mk1	20	21:09.155	<b>15.916</b>	0.657	68.52	<b>58.803</b>	8
24	544	Jack MOODY	Mazda MX-5 Mk1	20	21:09.657	<b>16.418</b>	0.502	68.50	<b>58.682</b>	11
25	30	Dave TURTON	Mazda MX-5 Mk1	20	21:10.146	<b>16.907</b>	0.489	68.47	<b>58.549</b>	11
26	61	Richard BAXTER	Mazda MX-5 Mk1	20	21:10.685	<b>17.446</b>	0.539	68.44	<b>58.413</b>	11
27	80	Peter TYLER (M)	Mazda MX-5 Mk1	20	21:10.840	<b>17.601</b>	0.155	68.43	<b>58.632</b>	8
28	96	Charles MUGGLESTONE	Mazda MX-5 Mk1	20	21:15.429	<b>22.190</b>	4.589	68.19	<b>59.150</b>	7
29	82	Michael KNIBBS	Mazda MX-5 Mk1	20	21:15.449	<b>22.210</b>	0.020	68.18	<b>58.887</b>	11
30	60	Nick LE DOYEN (M)	Mazda MX-5 Mk1	20	21:33.046	<b>39.807</b>	17.597	67.26	<b>59.531</b>	7

### NOT CLASSIFIED

<i>DNF</i>	5	John LANGRIDGE	Mazda MX-5 Mk1	12	11:41.306	<b>8 Laps</b>	8 Laps	74.40	<b>57.674</b>	9
------------	---	----------------	----------------	----	-----------	---------------	--------	-------	---------------	---

### FASTEST LAP

	63	Oliver ALLWOOD	Mazda MX-5 Mk1	6	57.213			76.00 mph	122.32 kph	
--	----	----------------	----------------	---	--------	--	--	-----------	------------	--

Weather / Track : Bright / Dry

These results are provisional until the conclusion of any judicial and technical matters.

Brands Hatch Indy

Circuit Length = 1.2079 miles

Start: 11:03 Flag 11:24 End: 11:25

Clerk Of Course :		Timekeeper :	
-------------------	--	--------------	--

# BRSCC Mazda MX-5 Championship - 2A

## RACE 6 - LAP CHART

LAP 1 @ 11:04:48.757			LAP 2 @ 11:05:46.635			LAP 3 @ 11:06:44.460			LAP 4 @ 11:07:42.359			LAP 5 @ 11:08:40.093		
NO	BEHIND	LAP TIME	NO	BEHIND	LAP TIME	NO	BEHIND	LAP TIME	NO	BEHIND	LAP TIME	NO	BEHIND	LAP TIME
5		1:04.890	5		57.878	5		57.825	5		57.899	5		57.734
71	0.256	1:05.146	71	0.150	57.772	71	0.267	57.942	71	0.118	57.750	71	0.143	57.759
83	0.518	1:05.408	83	0.471	57.831	1	0.569	57.597	1	0.910	58.240	1	0.524	57.348
1	0.848	1:05.738	1	0.797	57.827	83	0.729	58.083	83	0.991	58.161	83	0.754	57.497
41	1.148	1:06.038	41	0.911	57.641	41	1.073	57.987	41	1.409	58.235	63	1.509	57.627
4	1.529	1:06.419	4	1.610	57.959	4	1.200	57.415	63	1.616	58.060	41	1.835	58.160
63	1.903	1:06.793	63	1.798	57.773	63	1.455	57.482	4	1.697	58.396	4	2.237	58.274
72	2.336	1:07.226	72	2.160	57.702	72	2.190	57.855	72	1.948	57.657	72	2.715	58.501
29	2.975	1:07.865	29	3.303	58.206	29	3.638	58.160	29	3.651	57.912	88	4.112	57.936
77	3.286	1:08.176	88	3.843	58.306	88	3.922	57.904	88	3.910	57.887	29	4.473	58.556
88	3.415	1:08.305	77	4.102	58.694	77	4.056	57.779	77	4.078	57.921	77	4.676	58.332
23	3.693	1:08.583	23	4.699	58.884	107	5.192	58.174	107	5.215	57.922	107	5.549	58.068
33	4.327	1:09.217	107	4.843	58.362	23	5.420	58.546	23	5.383	57.862	23	5.644	57.995
107	4.359	1:09.249	40	4.986	58.338	40	5.727	58.566	40	6.062	58.234	40	6.421	58.093
40	4.526	1:09.416	33	5.516	59.067	33	6.209	58.518	33	6.536	58.226	33	6.801	57.999
13	4.668	1:09.558	13	6.168	59.378	13	6.503	58.160	13	6.878	58.274	13	7.536	58.392
8	4.705	1:09.595	8	6.661	59.834	8	7.214	58.378	8	7.666	58.351	8	8.063	58.131
81	4.814	1:09.704	24	6.939	59.486	24	7.732	58.618	24	8.827	58.994	24	9.731	58.638
24	5.331	1:10.221	44	7.805	1:00.165	44	9.011	59.031	81	9.952	58.589	81	10.206	57.988
26	5.391	1:10.281	81	7.890	1:00.954	81	9.262	59.197	91	10.511	58.700	91	11.569	58.792
44	5.518	1:10.408	26	8.544	1:01.031	91	9.710	58.855	26	10.830	58.900	26	11.741	58.645
91	5.737	1:10.627	91	8.680	1:00.821	26	9.829	59.110	44	11.175	1:00.063	44	12.517	59.076
7	6.363	1:11.253	7	8.823	1:00.338	7	10.748	59.750	7	11.998	59.149	7	13.276	59.012
30	6.776	1:11.666	544	9.192	59.991	544	11.098	59.731	544	12.540	59.341	61	14.590	59.200
544	7.079	1:11.969	30	9.325	1:00.427	30	11.316	59.816	30	13.107	59.690	544	14.772	59.966
80	7.513	1:12.403	80	9.946	1:00.311	80	11.683	59.562	61	13.124	59.134	30	14.912	59.539
61	8.108	1:12.998	61	10.233	1:00.003	61	11.889	59.481	80	13.375	59.591	55	15.565	59.119
96	8.519	1:13.409	96	10.525	59.884	96	12.512	59.812	96	13.856	59.243	80	16.163	1:00.522
60	8.617	1:13.507	60	10.664	59.925	82	12.854	59.605	82	14.040	59.085	60	17.152	59.625
82	8.909	1:13.799	82	11.074	1:00.043	60	13.448	1:00.609	55	14.180	58.315	82	17.613	1:01.307
55	12.003	1:16.893	55	13.074	58.949	55	13.764	58.515	60	15.261	59.712	96	18.119	1:01.997

Weather / Track : Bright / Dry

# BRSCC Mazda MX-5 Championship - 2A

## RACE 6 - LAP CHART

LAP 6 @ 11:09:38.016			LAP 7 @ 11:10:35.998			LAP 8 @ 11:11:33.965			LAP 9 @ 11:12:31.639			LAP 10 @ 11:13:29.550		
NO	BEHIND	LAP TIME	NO	BEHIND	LAP TIME	NO	BEHIND	LAP TIME	NO	BEHIND	LAP TIME	NO	BEHIND	LAP TIME
5		57.923	5		57.982	5		57.967	5		57.674	5		57.911
71	0.125	57.905	71	0.182	58.039	71	0.303	58.088	71	0.114	57.485	71	0.212	58.009
1	0.454	57.853	1	0.402	57.930	1	0.477	58.042	1	0.355	57.552	1	0.453	58.009
83	0.623	57.792	83	0.562	57.921	83	0.851	58.256	83	0.947	57.770	83	0.677	57.641
63	0.799	57.213	63	0.873	58.056	63	1.007	58.101	41	1.995	58.431	41	1.701	57.617
41	1.443	57.531	41	1.059	57.598	41	1.238	58.146	63	2.365	59.032	63	2.265	57.811
4	1.930	57.616	4	1.377	57.429	4	1.559	58.149	4	2.395	58.510	4	2.542	58.058
72	2.471	57.679	72	2.421	57.932	72	2.485	58.031	72	2.512	57.701	72	3.144	58.543
88	4.103	57.914	88	4.254	58.133	88	3.997	57.710	88	4.219	57.896	88	4.063	57.755
29	4.766	58.216	29	4.781	57.997	29	4.693	57.879	29	5.057	58.038	29	5.089	57.943
77	5.379	58.626	77	6.133	58.736	77	6.269	58.103	77	7.582	58.987	77	7.768	58.097
107	5.512	57.886	107	6.244	58.714	23	6.438	58.103	23	7.962	59.198	23	8.326	58.275
23	5.892	58.171	23	6.302	58.392	107	6.817	58.540	107	8.734	59.591	107	9.234	58.411
40	7.016	58.518	33	7.716	58.476	33	7.965	58.216	33	9.068	58.777	33	9.366	58.209
33	7.222	58.344	40	7.838	58.804	40	8.257	58.386	40	9.205	58.622	40	9.627	58.333
13	7.630	58.017	13	8.098	58.450	13	8.513	58.382	13	9.735	58.896	13	9.900	58.076
8	8.303	58.163	8	8.498	58.177	8	8.883	58.352	8	10.052	58.843	8	10.409	58.268
81	10.533	58.250	81	10.556	58.005	81	10.413	57.824	81	10.674	57.935	81	10.535	57.772
24	11.070	59.262	24	11.683	58.595	24	12.394	58.678	24	13.795	59.075	24	15.129	59.245
91	12.269	58.623	26	13.436	58.831	26	13.919	58.450	26	15.092	58.847	26	16.047	58.866
26	12.587	58.769	91	13.661	59.374	91	14.543	58.849	91	15.544	58.675	91	16.385	58.752
7	14.414	59.061	7	15.403	58.971	7	16.239	58.803	7	17.619	59.054	7	18.635	58.927
44	14.685	1:00.091	61	16.002	58.715	61	16.633	58.598	55	18.365	58.138	55	18.891	58.437
61	15.269	58.602	44	16.097	59.394	44	17.133	59.003	44	18.470	59.011	61	19.820	59.170
544	16.107	59.258	544	16.967	58.842	55	17.901	58.784	61	18.561	59.602	44	20.135	59.576
55	16.697	59.055	55	17.084	58.369	544	18.698	59.698	30	20.939	59.719	30	21.828	58.800
30	17.311	1:00.322	30	18.052	58.723	30	18.894	58.809	544	21.279	1:00.255	544	22.131	58.763
80	17.744	59.504	80	18.720	58.958	80	19.385	58.632	80	21.525	59.814	80	22.477	58.863
60	19.411	1:00.182	60	20.960	59.531	60	22.770	59.777	60	24.660	59.564	60	26.482	59.733
82	19.647	59.957	82	21.213	59.548	96	23.510	1:00.035	96	25.833	59.997	96	27.260	59.338
96	20.274	1:00.078	96	21.442	59.150	82	23.607	1:00.361	82	26.611	1:00.678	82	27.901	59.201

Weather / Track : Bright / Dry

# BRSCC Mazda MX-5 Championship - 2A

## RACE 6 - LAP CHART

LAP 11 @ 11:14:27.482			LAP 12 @ 11:15:25.173			LAP 13 @ 11:16:24.210			LAP 14 @ 11:17:45.952			LAP 15 @ 11:19:25.931		
NO	BEHIND	LAP TIME	NO	BEHIND	LAP TIME	NO	BEHIND	LAP TIME	NO	BEHIND	LAP TIME	NO	BEHIND	LAP TIME
5		57.932	5		57.691	1		58.799	1		1:21.742	1		1:39.979
1	0.178	57.657	1	0.238	57.751	71	0.121	58.765	71	0.575	1:22.196	71	0.622	1:40.026
71	0.398	58.118	71	0.393	57.686	83	0.449	58.830	83	1.747	1:23.040	83	1.143	1:39.375
83	0.651	57.906	83	0.656	57.696	63	0.712	58.497	63	2.386	1:23.416	63	1.607	1:39.200
41	1.314	57.545	41	0.966	57.343	41	0.925	58.996	41	3.044	1:23.861	41	2.392	1:39.327
63	1.646	57.313	63	1.252	57.297	4	1.418	58.290	4	3.609	1:23.933	4	2.961	1:39.331
4	2.122	57.512	4	2.165	57.734	72	2.600	58.581	72	4.067	1:23.209	72	3.506	1:39.418
72	2.850	57.638	72	3.056	57.897	88	4.936	58.307	88	4.775	1:21.581	88	4.099	1:39.303
88	5.302	59.171	88	5.666	58.055	29	5.131	58.138	29	5.181	1:21.792	29	4.572	1:39.370
29	5.412	58.255	29	6.030	58.309	77	7.090	58.101	77	5.525	1:20.177	77	4.953	1:39.407
77	7.918	58.082	77	8.026	57.799	23	8.091	58.013	23	5.733	1:19.384	23	5.373	1:39.619
23	8.499	58.105	23	9.115	58.307	107	9.163	58.250	107	6.325	1:18.904	107	5.876	1:39.530
107	9.553	58.251	107	9.950	58.088	33	9.467	58.207	33	7.040	1:19.315	33	6.396	1:39.335
33	9.667	58.233	33	10.297	58.321	40	9.613	58.141	40	7.752	1:19.881	40	7.203	1:39.430
40	9.785	58.090	40	10.509	58.415	13	10.791	58.348	13	8.371	1:19.322	13	7.921	1:39.529
13	10.680	58.712	13	11.480	58.491	81	11.575	57.915	81	8.948	1:19.115	81	8.601	1:39.632
81	12.306	59.703	81	12.697	58.082	8	16.235	59.278	8	9.364	1:14.871	8	9.151	1:39.766
8	14.011	1:01.534	8	15.994	59.674	26	16.820	58.546	26	10.050	1:14.972	26	9.739	1:39.668
24	16.218	59.021	24	17.099	58.572	24	17.086	59.024	24	10.719	1:15.375	24	10.882	1:40.142
26	16.754	58.639	26	17.311	58.248	91	17.298	58.563	91	11.651	1:16.095	91	11.860	1:40.188
91	17.080	58.627	91	17.772	58.383	55	20.064	58.594	55	12.238	1:13.916	55	12.458	1:40.199
7	19.642	58.939	55	20.507	58.423	7	22.059	59.478	7	12.702	1:12.385	7	13.009	1:40.286
55	19.775	58.816	7	21.618	59.667	44	22.664	59.027	44	13.281	1:12.359	44	13.861	1:40.559
61	20.301	58.413	44	22.674	59.519	61	23.790	59.553	61	14.002	1:11.954	61	13.900	1:39.877
44	20.846	58.643	61	23.274	1:00.664	30	23.963	59.567	30	14.722	1:12.501	30	15.341	1:40.598
30	22.445	58.549	30	23.433	58.679	544	24.360	59.139	544	15.044	1:12.426	544	15.977	1:40.912
544	22.881	58.682	544	24.258	59.068	80	24.974	59.506	80	15.534	1:12.302	80	16.422	1:40.867
80	23.243	58.698	80	24.505	58.953	60	31.281	59.880	60	16.212	1:06.673	60	17.209	1:40.976
60	28.215	59.665	60	30.438	59.914	96	31.819	1:00.179	96	16.896	1:06.819	96	17.838	1:40.921
96	28.546	59.218	96	30.677	59.822	82	32.116	1:00.363	82	17.446	1:07.072	82	18.647	1:41.180
82	28.856	58.887	82	30.790	59.625									

Weather / Track : Bright / Dry



# BRSCC Mazda MX-5 Championship - 2A

## RACE 6 - LAP CHART

LAP 16 @ 11:20:46.192			LAP 17 @ 11:21:44.022			LAP 18 @ 11:22:41.730			LAP 19 @ 11:23:39.286			LAP 20 @ 11:24:37.106		
NO	BEHIND	LAP TIME	NO	BEHIND	LAP TIME	NO	BEHIND	LAP TIME	NO	BEHIND	LAP TIME	NO	BEHIND	LAP TIME
1		1:20.261	1		57.830	71		57.691	71		57.556	71		57.820
71	0.106	1:19.745	71	0.017	57.741	1	0.106	57.814	1	0.344	57.794	1	0.233	57.709
83	1.183	1:20.301	41	1.717	58.220	41	1.698	57.689	41	2.044	57.902	41	2.428	58.204
63	1.230	1:19.884	83	1.947	58.594	83	1.860	57.621	83	2.206	57.902	83	3.048	58.662
41	1.327	1:19.196	63	1.966	58.566	63	2.190	57.932	63	2.352	57.718	63	3.173	58.641
4	1.467	1:18.767	4	2.322	58.685	4	2.619	58.005	4	2.886	57.823	4	3.593	58.527
72	1.758	1:18.513	72	2.907	58.979	88	3.732	58.355	88	3.925	57.749	88	4.194	58.089
88	1.869	1:18.031	88	3.085	59.046	77	4.243	58.766	77	4.375	57.688	77	4.337	57.782
29	2.343	1:18.032	77	3.185	58.505	29	4.654	58.736	29	4.769	57.671	29	4.945	57.996
77	2.510	1:17.818	29	3.626	59.113	23	5.076	59.043	23	5.590	58.070	23	5.848	58.078
23	3.492	1:18.380	23	3.741	58.079	72	5.290	1:00.091	107	6.984	59.117	107	7.698	58.534
107	3.873	1:18.258	107	4.022	57.979	107	5.423	59.109	40	8.846	1:00.763	33	10.267	58.801
33	4.170	1:18.035	33	4.365	58.025	33	5.532	58.875	81	8.984	1:00.312	81	10.322	59.158
40	4.582	1:17.640	40	4.848	58.096	40	5.639	58.499	72	9.186	1:01.452	13	10.542	59.135
13	5.204	1:17.544	13	5.538	58.164	13	6.013	58.183	13	9.227	1:00.770	40	11.004	59.978
81	5.453	1:17.113	81	5.734	58.111	81	6.228	58.202	33	9.286	1:01.310	26	11.487	58.978
8	6.297	1:17.407	8	6.920	58.453	26	9.003	59.012	26	10.329	58.882	72	11.550	1:00.184
26	7.048	1:17.570	26	7.699	58.481	8	9.150	59.938	8	10.775	59.181	8	12.012	59.057
24	8.576	1:17.955	24	9.915	59.169	91	11.223	58.805	91	13.082	59.415	91	14.195	58.933
91	8.606	1:17.007	91	10.126	59.350	55	11.562	58.376	55	13.306	59.300	55	14.497	59.011
55	8.994	1:16.797	55	10.894	59.730	24	11.753	59.546	44	14.046	58.879	44	14.683	58.457
7	9.338	1:16.590	7	11.281	59.773	7	12.691	59.118	24	14.154	59.957	24	15.259	58.925
44	9.836	1:16.236	44	11.644	59.638	44	12.723	58.787	7	14.595	59.460	7	15.916	59.141
61	10.238	1:16.599	61	11.951	59.543	61	13.261	59.018	61	15.314	59.609	544	16.418	58.888
30	10.632	1:15.552	30	12.290	59.488	544	14.035	59.267	544	15.350	58.871	30	16.907	59.242
544	10.887	1:15.171	544	12.476	59.419	30	14.138	59.556	30	15.485	58.903	61	17.446	59.952
80	11.789	1:15.628	80	12.972	59.013	80	14.544	59.280	80	15.855	58.867	80	17.601	59.566
60	12.014	1:15.066	60	13.728	59.544	96	15.868	59.378	96	19.038	1:00.726	96	22.190	1:00.972
96	12.557	1:14.980	96	14.198	59.471	82	15.907	59.292	82	19.057	1:00.706	82	22.210	1:00.973
82	12.805	1:14.419	82	14.323	59.348	60	34.812	1:18.792	60	37.423	1:00.167	60	39.807	1:00.204

Weather / Track : Bright / Dry

Brands Hatch Indy  
 Circuit Length = 1.2079 miles  
 Start: 11:03 Flag 11:24 End: 11:25

# BRSCC Mazda MX-5 Championship - 2A

## RACE 6 - LAP ANALYSIS

DIFF = Difference To Personal Best Lap

P1 71 Ben SHORT				
LAP	LAP TIME	DIFF	MPH	TIME OF DAY
1 -	1:05.146	7.661	66.75	11:04:49.013
2 -	57.772	0.287	75.27	11:05:46.785
3 -	57.942	0.457	75.05	11:06:44.727
4 -	57.750	0.265	75.30	11:07:42.477
5 -	57.759	0.274	75.28	11:08:40.236
6 -	57.905	0.420	75.09	11:09:38.141
7 -	58.039	0.554	74.92	11:10:36.180
8 -	58.088	0.603	74.86	11:11:34.268
9 -	<b>57.485 (1)</b>		<b>75.64</b>	<b>11:12:31.753</b>
10 -	58.009	0.524	74.96	11:13:29.762
11 -	58.118	0.633	74.82	11:14:27.880
12 -	57.686 (3)	0.201	75.38	11:15:25.566
13 -	58.765	1.280	73.99	11:16:24.331
14 -	1:22.196	24.711	52.90	11:17:46.527
15 -	1:40.026	42.541	43.47	11:19:26.553
16 -	1:19.745	22.260	54.53	11:20:46.298
17 -	57.741	0.256	75.31	11:21:44.039
18 -	57.691	0.206	75.37	11:22:41.730
19 -	57.556 (2)	0.071	75.55	11:23:39.286
20 -	57.820	0.335	75.20	11:24:37.106

P2 1 Will BLACKWELL-CHAMBERS				
LAP	LAP TIME	DIFF	MPH	TIME OF DAY
1 -	1:05.738	8.390	66.15	11:04:49.605
2 -	57.827	0.479	75.20	11:05:47.432
3 -	57.597 (3)	0.249	75.50	11:06:45.029
4 -	58.240	0.892	74.66	11:07:43.269
5 -	<b>57.348 (1)</b>		<b>75.82</b>	<b>11:08:40.617</b>
6 -	57.853	0.505	75.16	11:09:38.470
7 -	57.930	0.582	75.06	11:10:36.400
8 -	58.042	0.694	74.92	11:11:34.442
9 -	57.552 (2)	0.204	75.55	11:12:31.994
10 -	58.009	0.661	74.96	11:13:30.003
11 -	57.657	0.309	75.42	11:14:27.660
12 -	57.751	0.403	75.29	11:15:25.411
13 -	58.799	1.451	73.95	11:16:24.210
14 -	1:21.742	24.394	53.19	11:17:45.952
15 -	1:39.979	42.631	43.49	11:19:25.931
16 -	1:20.261	22.913	54.18	11:20:46.192
17 -	57.830	0.482	75.19	11:21:44.022
18 -	57.814	0.466	75.21	11:22:41.836
19 -	57.794	0.446	75.24	11:23:39.630
20 -	57.709	0.361	75.35	11:24:37.339

P3 41 Joe WIGGIN				
LAP	LAP TIME	DIFF	MPH	TIME OF DAY
1 -	1:06.038	8.695	65.84	11:04:49.905
2 -	57.641	0.298	75.44	11:05:47.546
3 -	57.987	0.644	74.99	11:06:45.533
4 -	58.235	0.892	74.67	11:07:43.768
5 -	58.160	0.817	74.76	11:08:41.928
6 -	57.531 (2)	0.188	75.58	11:09:39.459
7 -	57.598	0.255	75.49	11:10:37.057
8 -	58.146	0.803	74.78	11:11:35.203
9 -	58.431	1.088	74.42	11:12:33.634
10 -	57.617	0.274	75.47	11:13:31.251
11 -	57.545 (3)	0.202	75.56	11:14:28.796
12 -	<b>57.343 (1)</b>		<b>75.83</b>	<b>11:15:26.139</b>
13 -	58.996	1.653	73.71	11:16:25.135
14 -	1:23.861	26.518	51.85	11:17:48.996

DIFF = Difference To Personal Best Lap

15 -	1:39.327	41.984	43.78	11:19:28.323
16 -	1:19.196	21.853	54.90	11:20:47.519
17 -	58.220	0.877	74.69	11:21:45.739
18 -	57.689	0.346	75.38	11:22:43.428
19 -	57.902	0.559	75.10	11:23:41.330
20 -	58.204	0.861	74.71	11:24:39.534

P4 83 Brian TROTT (M)				
LAP	LAP TIME	DIFF	MPH	TIME OF DAY
1 -	1:05.408	7.911	66.48	11:04:49.275
2 -	57.831	0.334	75.19	11:05:47.106
3 -	58.083	0.586	74.86	11:06:45.189
4 -	58.161	0.664	74.76	11:07:43.350
5 -	<b>57.497 (1)</b>		<b>75.63</b>	<b>11:08:40.847</b>
6 -	57.792	0.295	75.24	11:09:38.639
7 -	57.921	0.424	75.07	11:10:36.560
8 -	58.256	0.759	74.64	11:11:34.816
9 -	57.770	0.273	75.27	11:12:32.586
10 -	57.641 (3)	0.144	75.44	11:13:30.227
11 -	57.906	0.409	75.09	11:14:28.133
12 -	57.696	0.199	75.37	11:15:25.829
13 -	58.830	1.333	73.91	11:16:24.659
14 -	1:23.040	25.543	52.36	11:17:47.699
15 -	1:39.375	41.878	43.75	11:19:27.074
16 -	1:20.301	22.804	54.15	11:20:47.375
17 -	58.594	1.097	74.21	11:21:45.969
18 -	57.621 (2)	0.124	75.46	11:22:43.590
19 -	57.902	0.405	75.10	11:23:41.492
20 -	58.662	1.165	74.12	11:24:40.154

P5 63 Oliver ALLWOOD				
LAP	LAP TIME	DIFF	MPH	TIME OF DAY
1 -	1:06.793	9.580	65.10	11:04:50.660
2 -	57.773	0.560	75.27	11:05:48.433
3 -	57.482	0.269	75.65	11:06:45.915
4 -	58.060	0.847	74.89	11:07:43.975
5 -	57.627	0.414	75.46	11:08:41.602
6 -	<b>57.213 (1)</b>		<b>76.00</b>	<b>11:09:38.815</b>
7 -	58.056	0.843	74.90	11:10:36.871
8 -	58.101	0.888	74.84	11:11:34.972
9 -	59.032	1.819	73.66	11:12:34.004
10 -	57.811	0.598	75.22	11:13:31.815
11 -	57.313 (3)	0.100	75.87	11:14:29.128
12 -	57.297 (2)	0.084	75.89	11:15:26.425
13 -	58.497	1.284	74.33	11:16:24.922
14 -	1:23.416	26.203	52.13	11:17:48.338
15 -	1:39.200	41.987	43.83	11:19:27.538
16 -	1:19.884	22.671	54.43	11:20:47.422
17 -	58.566	1.353	74.25	11:21:45.988
18 -	57.932	0.719	75.06	11:22:43.920
19 -	57.718	0.505	75.34	11:23:41.638
20 -	58.641	1.428	74.15	11:24:40.279

P6 4 Adam BESSELL				
LAP	LAP TIME	DIFF	MPH	TIME OF DAY
1 -	1:06.419	9.004	65.47	11:04:50.286
2 -	57.959	0.544	75.02	11:05:48.245
3 -	<b>57.415 (1)</b>		<b>75.73</b>	<b>11:06:45.660</b>
4 -	58.396	0.981	74.46	11:07:44.056
5 -	58.274	0.859	74.62	11:08:42.330
6 -	57.616	0.201	75.47	11:09:39.946
7 -	57.429 (2)	0.014	75.72	11:10:37.375

Weather / Track : Bright / Dry

Brands Hatch Indy  
Circuit Length = 1.2079 miles  
Start: 11:03 Flag 11:24 End: 11:25

# BRSCC Mazda MX-5 Championship - 2A

## RACE 6 - LAP ANALYSIS

DIFF = Difference To Personal Best Lap

8 -	58.149	0.734	74.78	11:11:35.524
9 -	58.510	1.095	74.32	11:12:34.034
10 -	58.058	0.643	74.90	11:13:32.092
11 -	57.512 (3)	0.097	75.61	11:14:29.604
12 -	57.734	0.319	75.32	11:15:27.338
13 -	58.290	0.875	74.60	11:16:25.628
14 -	<b>1:23.933</b>	26.518	51.81	<b>11:17:49.561</b>
15 -	<b>1:39.331</b>	41.916	43.77	<b>11:19:28.892</b>
16 -	1:18.767	21.352	55.20	11:20:47.659
17 -	58.685	1.270	74.10	11:21:46.344
18 -	58.005	0.590	74.96	11:22:44.349
19 -	57.823	0.408	75.20	11:23:42.172
20 -	58.527	1.112	74.30	11:24:40.699

### P7 88 Stuart SYMONDS

LAP	LAP TIME	DIFF	MPH	TIME OF DAY
1 -	1:08.305	10.595	63.66	11:04:52.172
2 -	58.306	0.596	74.58	11:05:50.478
3 -	57.904	0.194	75.10	11:06:48.382
4 -	57.887	0.177	75.12	11:07:46.269
5 -	57.936	0.226	75.05	11:08:44.205
6 -	57.914	0.204	75.08	11:09:42.119
7 -	58.133	0.423	74.80	11:10:40.252
8 -	<b>57.710 (1)</b>		<b>75.35</b>	<b>11:11:37.962</b>
9 -	57.896	0.186	75.11	11:12:35.858
10 -	57.755 (3)	0.045	75.29	11:13:33.613
11 -	59.171	1.461	73.49	11:14:32.784
12 -	58.055	0.345	74.90	11:15:30.839
13 -	58.307	0.597	74.58	11:16:29.146
14 -	<b>1:21.581</b>	23.871	53.30	<b>11:17:50.727</b>
15 -	<b>1:39.303</b>	41.593	43.79	<b>11:19:30.030</b>
16 -	1:18.031	20.321	55.72	11:20:48.061
17 -	59.046	1.336	73.64	11:21:47.107
18 -	58.355	0.645	74.51	11:22:45.462
19 -	57.749 (2)	0.039	75.30	11:23:43.211
20 -	58.089	0.379	74.86	11:24:41.300

### P8 77 Steve FODEN

LAP	LAP TIME	DIFF	MPH	TIME OF DAY
1 -	1:08.176	10.488	63.78	11:04:52.043
2 -	58.694	1.006	74.08	11:05:50.737
3 -	57.779 (2)	0.091	75.26	11:06:48.516
4 -	57.921	0.233	75.07	11:07:46.437
5 -	58.332	0.644	74.54	11:08:44.769
6 -	58.626	0.938	74.17	11:09:43.395
7 -	58.736	1.048	74.03	11:10:42.131
8 -	58.103	0.415	74.84	11:11:40.234
9 -	58.987	1.299	73.72	11:12:39.221
10 -	58.097	0.409	74.85	11:13:37.318
11 -	58.082	0.394	74.87	11:14:35.400
12 -	57.799	0.111	75.23	11:15:33.199
13 -	58.101	0.413	74.84	11:16:31.300
14 -	<b>1:20.177</b>	22.489	54.23	<b>11:17:51.477</b>
15 -	<b>1:39.407</b>	41.719	43.74	<b>11:19:30.884</b>
16 -	1:17.818	20.130	55.88	11:20:48.702
17 -	58.505	0.817	74.32	11:21:47.207
18 -	58.766	1.078	73.99	11:22:45.973
19 -	<b>57.688 (1)</b>		<b>75.38</b>	<b>11:23:43.661</b>
20 -	57.782 (3)	0.094	75.25	11:24:41.443

DIFF = Difference To Personal Best Lap

P9 29 Adam CRAIG				
LAP	LAP TIME	DIFF	MPH	TIME OF DAY
1 -	1:07.865	10.194	64.07	11:04:51.732
2 -	58.206	0.535	74.71	11:05:49.938
3 -	58.160	0.489	74.76	11:06:48.098
4 -	57.912 (3)	0.241	75.08	11:07:46.010
5 -	58.556	0.885	74.26	11:08:44.566
6 -	58.216	0.545	74.69	11:09:42.782
7 -	57.997	0.326	74.97	11:10:40.779
8 -	57.879 (2)	0.208	75.13	11:11:38.658
9 -	58.038	0.367	74.92	11:12:36.696
10 -	57.943	0.272	75.04	11:13:34.639
11 -	58.255	0.584	74.64	11:14:32.894
12 -	58.309	0.638	74.57	11:15:31.203
13 -	58.138	0.467	74.79	11:16:29.341
14 -	<b>1:21.792</b>	24.121	53.16	<b>11:17:51.133</b>
15 -	<b>1:39.370</b>	41.699	43.76	<b>11:19:30.503</b>
16 -	1:18.032	20.361	55.72	11:20:48.535
17 -	59.113	1.442	73.56	11:21:47.648
18 -	58.736	1.065	74.03	11:22:46.384
19 -	<b>57.671 (1)</b>		<b>75.40</b>	<b>11:23:44.055</b>
20 -	57.996	0.325	74.98	11:24:42.051

### P10 23 Martin TOLLEY (M)

LAP	LAP TIME	DIFF	MPH	TIME OF DAY
1 -	1:08.583	10.721	63.40	11:04:52.450
2 -	58.884	1.022	73.85	11:05:51.334
3 -	58.546	0.684	74.27	11:06:49.880
4 -	<b>57.862 (1)</b>		<b>75.15</b>	<b>11:07:47.742</b>
5 -	57.995 (2)	0.133	74.98	11:08:45.737
6 -	58.171	0.309	74.75	11:09:43.908
7 -	58.392	0.530	74.47	11:10:42.300
8 -	58.103	0.241	74.84	11:11:40.403
9 -	59.198	1.336	73.45	11:12:39.601
10 -	58.275	0.413	74.62	11:13:37.876
11 -	58.105	0.243	74.84	11:14:35.981
12 -	58.307	0.445	74.58	11:15:34.288
13 -	58.013 (3)	0.151	74.95	11:16:32.301
14 -	<b>1:19.384</b>	21.522	54.77	<b>11:17:51.685</b>
15 -	<b>1:39.619</b>	41.757	43.65	<b>11:19:31.304</b>
16 -	1:18.380	20.518	55.48	11:20:49.684
17 -	58.079	0.217	74.87	11:21:47.763
18 -	59.043	1.181	73.65	11:22:46.806
19 -	58.070	0.208	74.88	11:23:44.876
20 -	58.078	0.216	74.87	11:24:42.954

### P11 107 Jake BAILEY

LAP	LAP TIME	DIFF	MPH	TIME OF DAY
1 -	1:09.249	11.363	62.79	11:04:53.116
2 -	58.362	0.476	74.51	11:05:51.478
3 -	58.174	0.288	74.75	11:06:49.652
4 -	57.922 (2)	0.036	75.07	11:07:47.574
5 -	58.068	0.182	74.88	11:08:45.642
6 -	<b>57.886 (1)</b>		<b>75.12</b>	<b>11:09:43.528</b>
7 -	58.714	0.828	74.06	11:10:42.242
8 -	58.540	0.654	74.28	11:11:40.782
9 -	59.591	1.705	72.97	11:12:40.373
10 -	58.411	0.525	74.44	11:13:38.784
11 -	58.251	0.365	74.65	11:14:37.035
12 -	58.088	0.202	74.86	11:15:35.123
13 -	58.250	0.364	74.65	11:16:33.373
14 -	<b>1:18.904</b>	21.018	55.11	<b>11:17:52.277</b>

Brands Hatch Indy

Circuit Length = 1.2079 miles

Start: 11:03 Flag 11:24 End: 11:25

Weather / Track : Bright / Dry

# BRSCC Mazda MX-5 Championship - 2A

## RACE 6 - LAP ANALYSIS

DIFF = Difference To Personal Best Lap

15 -	1:39.530	41.644	43.69	11:19:31.807
16 -	1:18.258	20.372	55.56	11:20:50.065
17 -	57.979 (3)	0.093	75.00	11:21:48.044
18 -	59.109	1.223	73.56	11:22:47.153
19 -	59.117	1.231	73.55	11:23:46.270
20 -	58.534	0.648	74.29	11:24:44.804

### P12 33 Jason GREATREX (M)

LAP	LAP TIME	DIFF	MPH	TIME OF DAY
1 -	1:09.217	11.218	62.82	11:04:53.084
2 -	59.067	1.068	73.62	11:05:52.151
3 -	58.518	0.519	74.31	11:06:50.669
4 -	58.226	0.227	74.68	11:07:48.895
5 -	57.999 (1)		74.97	11:08:46.894
6 -	58.344	0.345	74.53	11:09:45.238
7 -	58.476	0.477	74.36	11:10:43.714
8 -	58.216	0.217	74.69	11:11:41.930
9 -	58.777	0.778	73.98	11:12:40.707
10 -	58.209	0.210	74.70	11:13:38.916
11 -	58.233	0.234	74.67	11:14:37.149
12 -	58.321	0.322	74.56	11:15:35.470
13 -	58.207 (3)	0.208	74.70	11:16:33.677
14 -	1:19.315	21.316	54.82	11:17:52.992
15 -	1:39.335	41.336	43.77	11:19:32.327
16 -	1:18.035	20.036	55.72	11:20:50.362
17 -	58.025 (2)	0.026	74.94	11:21:48.387
18 -	58.875	0.876	73.86	11:22:47.262
19 -	1:01.310	3.311	70.92	11:23:48.572
20 -	58.801	0.802	73.95	11:24:47.373

### P13 81 Sebastian FISHER

LAP	LAP TIME	DIFF	MPH	TIME OF DAY
1 -	1:09.704	11.932	62.38	11:04:53.571
2 -	1:00.954	3.182	71.34	11:05:54.525
3 -	59.197	1.425	73.45	11:06:53.722
4 -	58.589	0.817	74.22	11:07:52.311
5 -	57.988	0.216	74.99	11:08:50.299
6 -	58.250	0.478	74.65	11:09:48.549
7 -	58.005	0.233	74.96	11:10:46.554
8 -	57.824 (2)	0.052	75.20	11:11:44.378
9 -	57.935	0.163	75.06	11:12:42.313
10 -	57.772 (1)		75.27	11:13:40.085
11 -	59.703	1.931	72.83	11:14:39.788
12 -	58.082	0.310	74.87	11:15:37.870
13 -	57.915 (3)	0.143	75.08	11:16:35.785
14 -	1:19.115	21.343	54.96	11:17:54.900
15 -	1:39.632	41.860	43.64	11:19:34.532
16 -	1:17.113	19.341	56.39	11:20:51.645
17 -	58.111	0.339	74.83	11:21:49.756
18 -	58.202	0.430	74.71	11:22:47.958
19 -	1:00.312	2.540	72.10	11:23:48.270
20 -	59.158	1.386	73.50	11:24:47.428

### P14 13 Scott LEACH (M)

LAP	LAP TIME	DIFF	MPH	TIME OF DAY
1 -	1:09.558	11.541	62.51	11:04:53.425
2 -	59.378	1.361	73.23	11:05:52.803
3 -	58.160 (3)	0.143	74.76	11:06:50.963
4 -	58.274	0.257	74.62	11:07:49.237
5 -	58.392	0.375	74.47	11:08:47.629
6 -	58.017 (1)		74.95	11:09:45.646
7 -	58.450	0.433	74.39	11:10:44.096

DIFF = Difference To Personal Best Lap

8 -	58.382	0.365	74.48	11:11:42.478
9 -	58.896	0.879	73.83	11:12:41.374
10 -	58.076 (2)	0.059	74.87	11:13:39.450
11 -	58.712	0.695	74.06	11:14:38.162
12 -	58.491	0.474	74.34	11:15:36.653
13 -	58.348	0.331	74.52	11:16:35.001
14 -	1:19.322	21.305	54.82	11:17:54.323
15 -	1:39.529	41.512	43.69	11:19:33.852
16 -	1:17.544	19.527	56.07	11:20:51.396
17 -	58.164	0.147	74.76	11:21:49.560
18 -	58.183	0.166	74.74	11:22:47.743
19 -	1:00.770	2.753	71.55	11:23:48.513
20 -	59.135	1.118	73.53	11:24:47.648

### P15 40 Ben HANCY

LAP	LAP TIME	DIFF	MPH	TIME OF DAY
1 -	1:09.416	11.326	62.64	11:04:53.283
2 -	58.338	0.248	74.54	11:05:51.621
3 -	58.566	0.476	74.25	11:06:50.187
4 -	58.234	0.144	74.67	11:07:48.421
5 -	58.093 (2)	0.003	74.85	11:08:46.514
6 -	58.518	0.428	74.31	11:09:45.032
7 -	58.804	0.714	73.95	11:10:43.836
8 -	58.386	0.296	74.48	11:11:42.222
9 -	58.622	0.532	74.18	11:12:40.844
10 -	58.333	0.243	74.54	11:13:39.177
11 -	58.090 (1)		74.85	11:14:37.267
12 -	58.415	0.325	74.44	11:15:35.682
13 -	58.141	0.051	74.79	11:16:33.823
14 -	1:19.881	21.791	54.43	11:17:53.704
15 -	1:39.430	41.340	43.73	11:19:33.134
16 -	1:17.640	19.550	56.00	11:20:50.774
17 -	58.096 (3)	0.006	74.85	11:21:48.870
18 -	58.499	0.409	74.33	11:22:47.369
19 -	1:00.763	2.673	71.56	11:23:48.132
20 -	59.978	1.888	72.50	11:24:48.110

### P16 26 Charlie RAWLES

LAP	LAP TIME	DIFF	MPH	TIME OF DAY
1 -	1:10.281	12.033	61.87	11:04:54.148
2 -	1:01.031	2.783	71.25	11:05:55.179
3 -	59.110	0.862	73.56	11:06:54.289
4 -	58.900	0.652	73.83	11:07:53.189
5 -	58.645	0.397	74.15	11:08:51.834
6 -	58.769	0.521	73.99	11:09:50.603
7 -	58.831	0.583	73.91	11:10:49.434
8 -	58.450 (2)	0.202	74.39	11:11:47.884
9 -	58.847	0.599	73.89	11:12:46.731
10 -	58.866	0.618	73.87	11:13:45.597
11 -	58.639	0.391	74.15	11:14:44.236
12 -	58.248 (1)		74.65	11:15:42.484
13 -	58.546	0.298	74.27	11:16:41.030
14 -	1:14.972	16.724	58.00	11:17:56.002
15 -	1:39.668	41.420	43.63	11:19:35.670
16 -	1:17.570	19.322	56.06	11:20:53.240
17 -	58.481 (3)	0.233	74.35	11:21:51.721
18 -	59.012	0.764	73.69	11:22:50.733
19 -	58.882	0.634	73.85	11:23:49.615
20 -	58.978	0.730	73.73	11:24:48.593

Weather / Track : Bright / Dry

Brands Hatch Indy  
Circuit Length = 1.2079 miles  
Start: 11:03 Flag 11:24 End: 11:25

# BRSCC Mazda MX-5 Championship - 2A

## RACE 6 - LAP ANALYSIS

DIFF = Difference To Personal Best Lap

P17 72 Matt LUFF				
LAP	LAP TIME	DIFF	MPH	TIME OF DAY
1 -	1:07.226	9.588	64.68	11:04:51.093
2 -	57.702	0.064	75.36	11:05:48.795
3 -	57.855	0.217	75.16	11:06:46.650
4 -	57.657 (2)	0.019	75.42	11:07:44.307
5 -	58.501	0.863	74.33	11:08:42.808
6 -	57.679 (3)	0.041	75.39	11:09:40.487
7 -	57.932	0.294	75.06	11:10:38.419
8 -	58.031	0.393	74.93	11:11:36.450
9 -	57.701	0.063	75.36	11:12:34.151
10 -	58.543	0.905	74.28	11:13:32.694
11 -	<b>57.638 (1)</b>		<b>75.44</b>	<b>11:14:30.332</b>
12 -	57.897	0.259	75.10	11:15:28.229
13 -	58.581	0.943	74.23	11:16:26.810
14 -	1:23.209	25.571	52.26	11:17:50.019
15 -	1:39.418	41.780	43.74	11:19:29.437
16 -	1:18.513	20.875	55.38	11:20:47.950
17 -	58.979	1.341	73.73	11:21:46.929
18 -	1:00.091	2.453	72.36	11:22:47.020
19 -	1:01.452	3.814	70.76	11:23:48.472
20 -	1:00.184	2.546	72.25	11:24:48.656

P18 8 Lewis CANNON				
LAP	LAP TIME	DIFF	MPH	TIME OF DAY
1 -	1:09.595	11.464	62.48	11:04:53.462
2 -	59.834	1.703	72.67	11:05:53.296
3 -	58.378	0.247	74.49	11:06:51.674
4 -	58.351	0.220	74.52	11:07:50.025
5 -	<b>58.131 (1)</b>		<b>74.80</b>	<b>11:08:48.156</b>
6 -	58.163 (2)	0.032	74.76	11:09:46.319
7 -	58.177 (3)	0.046	74.74	11:10:44.496
8 -	58.352	0.221	74.52	11:11:42.848
9 -	58.843	0.712	73.90	11:12:41.691
10 -	58.268	0.137	74.63	11:13:39.959
11 -	1:01.534	3.403	70.66	11:14:41.493
12 -	59.674	1.543	72.87	11:15:41.167
13 -	59.278	1.147	73.35	11:16:40.445
14 -	1:14.871	16.740	58.08	11:17:55.316
15 -	1:39.766	41.635	43.58	11:19:35.082
16 -	1:17.407	19.276	56.17	11:20:52.489
17 -	58.453	0.322	74.39	11:21:50.942
18 -	59.938	1.807	72.55	11:22:50.880
19 -	59.181	1.050	73.47	11:23:50.061
20 -	59.057	0.926	73.63	11:24:49.118

P19 91 Tom SMITH				
LAP	LAP TIME	DIFF	MPH	TIME OF DAY
1 -	1:10.627	12.244	61.57	11:04:54.494
2 -	1:00.821	2.438	71.49	11:05:55.315
3 -	58.855	0.472	73.88	11:06:54.170
4 -	58.700	0.317	74.08	11:07:52.870
5 -	58.792	0.409	73.96	11:08:51.662
6 -	58.623 (3)	0.240	74.17	11:09:50.285
7 -	59.374	0.991	73.24	11:10:49.659
8 -	58.849	0.466	73.89	11:11:48.508
9 -	58.675	0.292	74.11	11:12:47.183
10 -	58.752	0.369	74.01	11:13:45.935
11 -	58.627	0.244	74.17	11:14:44.562
12 -	<b>58.383 (1)</b>		<b>74.48</b>	<b>11:15:42.945</b>
13 -	58.563 (2)	0.180	74.25	11:16:41.508
14 -	1:16.095	17.712	57.14	11:17:57.603

DIFF = Difference To Personal Best Lap

15 -	1:40.188	41.805	43.40	11:19:37.791
16 -	1:17.007	18.624	56.47	11:20:54.798
17 -	59.350	0.967	73.27	11:21:54.148
18 -	58.805	0.422	73.94	11:22:52.953
19 -	59.415	1.032	73.19	11:23:52.368
20 -	58.933	0.550	73.78	11:24:51.301

P20 55 Matt POLLARD				
LAP	LAP TIME	DIFF	MPH	TIME OF DAY
1 -	1:16.893	18.755	56.55	11:05:00.760
2 -	58.949	0.811	73.76	11:05:59.709
3 -	58.515	0.377	74.31	11:06:58.224
4 -	58.315 (2)	0.177	74.57	11:07:56.539
5 -	59.119	0.981	73.55	11:08:55.658
6 -	59.055	0.917	73.63	11:09:54.713
7 -	58.369 (3)	0.231	74.50	11:10:53.082
8 -	58.784	0.646	73.97	11:11:51.866
9 -	<b>58.138 (1)</b>		<b>74.79</b>	<b>11:12:50.004</b>
10 -	58.437	0.299	74.41	11:13:48.441
11 -	58.816	0.678	73.93	11:14:47.257
12 -	58.423	0.285	74.43	11:15:45.680
13 -	58.594	0.456	74.21	11:16:44.274
14 -	1:13.916	15.778	58.83	11:17:58.190
15 -	1:40.199	42.061	43.39	11:19:38.389
16 -	1:16.797	18.659	56.62	11:20:55.186
17 -	59.730	1.592	72.80	11:21:54.916
18 -	58.376	0.238	74.49	11:22:53.292
19 -	59.300	1.162	73.33	11:23:52.592
20 -	59.011	0.873	73.69	11:24:51.603

P21 44 Yoshihiro ITO				
LAP	LAP TIME	DIFF	MPH	TIME OF DAY
1 -	1:10.408	11.951	61.76	11:04:54.275
2 -	1:00.165	1.708	72.27	11:05:54.440
3 -	59.031	0.574	73.66	11:06:53.471
4 -	1:00.063	1.606	72.40	11:07:53.534
5 -	59.076	0.619	73.61	11:08:52.610
6 -	1:00.091	1.634	72.36	11:09:52.701
7 -	59.394	0.937	73.21	11:10:52.095
8 -	59.003	0.546	73.70	11:11:51.098
9 -	59.011	0.554	73.69	11:12:50.109
10 -	59.576	1.119	72.99	11:13:49.685
11 -	58.643 (2)	0.186	74.15	11:14:48.328
12 -	59.519	1.062	73.06	11:15:47.847
13 -	59.027	0.570	73.67	11:16:46.874
14 -	1:12.359	13.902	60.09	11:17:59.233
15 -	1:40.559	42.102	43.24	11:19:39.792
16 -	1:16.236	17.779	57.04	11:20:56.028
17 -	59.638	1.181	72.91	11:21:55.666
18 -	58.787 (3)	0.330	73.97	11:22:54.453
19 -	58.879	0.422	73.85	11:23:53.332
20 -	<b>58.457 (1)</b>		<b>74.38</b>	<b>11:24:51.789</b>

P22 24 Oliver GRAHAM				
LAP	LAP TIME	DIFF	MPH	TIME OF DAY
1 -	1:10.221	11.649	61.92	11:04:54.088
2 -	59.486	0.914	73.10	11:05:53.574
3 -	58.618 (3)	0.046	74.18	11:06:52.192
4 -	58.994	0.422	73.71	11:07:51.186
5 -	58.638	0.066	74.16	11:08:49.824
6 -	59.262	0.690	73.37	11:09:49.086
7 -	58.595 (2)	0.023	74.21	11:10:47.681

Weather / Track : Bright / Dry

Brands Hatch Indy  
Circuit Length = 1.2079 miles  
Start: 11:03 Flag 11:24 End: 11:25

# BRSCC Mazda MX-5 Championship - 2A

## RACE 6 - LAP ANALYSIS

DIFF = Difference To Personal Best Lap

8 -	58.678	0.106	74.10	11:11:46.359
9 -	59.075	0.503	73.61	11:12:45.434
10 -	59.245	0.673	73.40	11:13:44.679
11 -	59.021	0.449	73.67	11:14:43.700
12 -	<b>58.572 (1)</b>		<b>74.24</b>	<b>11:15:42.272</b>
13 -	59.024	0.452	73.67	11:16:41.296
14 -	<b>1:15.375</b>	16.803	57.69	<b>11:17:56.671</b>
15 -	<b>1:40.142</b>	41.570	43.42	<b>11:19:36.813</b>
16 -	1:17.955	19.383	55.78	11:20:54.768
17 -	59.169	0.597	73.49	11:21:53.937
18 -	59.546	0.974	73.02	11:22:53.483
19 -	59.957	1.385	72.52	11:23:53.440
20 -	58.925	0.353	73.79	11:24:52.365

### P23 7 Adrian BURGE (M)

LAP	LAP TIME	DIFF	MPH	TIME OF DAY
1 -	1:11.253	12.450	61.03	11:04:55.120
2 -	1:00.338	1.535	72.07	11:05:55.458
3 -	59.750	0.947	72.77	11:06:55.208
4 -	59.149	0.346	73.51	11:07:54.357
5 -	59.012	0.209	73.69	11:08:53.369
6 -	59.061	0.258	73.62	11:09:52.430
7 -	58.971	0.168	73.74	11:10:51.401
8 -	<b>58.803 (1)</b>		<b>73.95</b>	<b>11:11:50.204</b>
9 -	59.054	0.251	73.63	11:12:49.258
10 -	58.927 (2)	0.124	73.79	11:13:48.185
11 -	58.939 (3)	0.136	73.78	11:14:47.124
12 -	59.667	0.864	72.88	11:15:46.791
13 -	59.478	0.675	73.11	11:16:46.269
14 -	<b>1:12.385</b>	13.582	60.07	<b>11:17:58.654</b>
15 -	<b>1:40.286</b>	41.483	43.36	<b>11:19:38.940</b>
16 -	1:16.590	17.787	56.77	11:20:55.530
17 -	59.773	0.970	72.75	11:21:55.303
18 -	59.118	0.315	73.55	11:22:54.421
19 -	59.460	0.657	73.13	11:23:53.881
20 -	59.141	0.338	73.52	11:24:53.022

### P24 544 Jack MOODY

LAP	LAP TIME	DIFF	MPH	TIME OF DAY
1 -	1:11.969	13.287	60.42	11:04:55.836
2 -	59.991	1.309	72.48	11:05:55.827
3 -	59.731	1.049	72.80	11:06:55.558
4 -	59.341	0.659	73.28	11:07:54.899
5 -	59.966	1.284	72.51	11:08:54.865
6 -	59.258	0.576	73.38	11:09:54.123
7 -	58.842 (3)	0.160	73.90	11:10:52.965
8 -	59.698	1.016	72.84	11:11:52.663
9 -	1:00.255	1.573	72.17	11:12:52.918
10 -	58.763 (2)	0.081	74.00	11:13:51.681
11 -	<b>58.682 (1)</b>		<b>74.10</b>	<b>11:14:50.363</b>
12 -	59.068	0.386	73.62	11:15:49.431
13 -	59.139	0.457	73.53	11:16:48.570
14 -	<b>1:12.426</b>	13.744	60.04	<b>11:18:00.996</b>
15 -	<b>1:40.912</b>	42.230	43.09	<b>11:19:41.908</b>
16 -	1:15.171	16.489	57.84	11:20:57.079
17 -	59.419	0.737	73.18	11:21:56.498
18 -	59.267	0.585	73.37	11:22:55.765
19 -	58.871	0.189	73.86	11:23:54.636
20 -	58.888	0.206	73.84	11:24:53.524

DIFF = Difference To Personal Best Lap

P25 30 Dave TURTON				
LAP	LAP TIME	DIFF	MPH	TIME OF DAY
1 -	1:11.666	13.117	60.67	11:04:55.533
2 -	1:00.427	1.878	71.96	11:05:55.960
3 -	59.816	1.267	72.69	11:06:55.776
4 -	59.690	1.141	72.85	11:07:55.466
5 -	59.539	0.990	73.03	11:08:55.005
6 -	1:00.322	1.773	72.08	11:09:55.327
7 -	58.723 (3)	0.174	74.05	11:10:54.050
8 -	58.809	0.260	73.94	11:11:52.859
9 -	59.719	1.170	72.81	11:12:52.578
10 -	58.800	0.251	73.95	11:13:51.378
11 -	<b>58.549 (1)</b>		<b>74.27</b>	<b>11:14:49.927</b>
12 -	58.679 (2)	0.130	74.10	11:15:48.606
13 -	59.567	1.018	73.00	11:16:48.173
14 -	<b>1:12.501</b>	13.952	59.97	<b>11:18:00.674</b>
15 -	<b>1:40.598</b>	42.049	43.22	<b>11:19:41.272</b>
16 -	1:15.552	17.003	57.55	11:20:56.824
17 -	59.488	0.939	73.10	11:21:56.312
18 -	59.556	1.007	73.01	11:22:55.868
19 -	58.903	0.354	73.82	11:23:54.771
20 -	59.242	0.693	73.40	11:24:54.013

### P26 61 Richard BAXTER

LAP	LAP TIME	DIFF	MPH	TIME OF DAY
1 -	1:12.998	14.585	59.57	11:04:56.865
2 -	1:00.003	1.590	72.47	11:05:56.868
3 -	59.481	1.068	73.10	11:06:56.349
4 -	59.134	0.721	73.53	11:07:55.483
5 -	59.200	0.787	73.45	11:08:54.683
6 -	58.602 (3)	0.189	74.20	11:09:53.285
7 -	58.715	0.302	74.06	11:10:52.000
8 -	58.598 (2)	0.185	74.21	11:11:50.598
9 -	59.602	1.189	72.96	11:12:50.200
10 -	59.170	0.757	73.49	11:13:49.370
11 -	<b>58.413 (1)</b>		<b>74.44</b>	<b>11:14:47.783</b>
12 -	1:00.664	2.251	71.68	11:15:48.447
13 -	59.553	1.140	73.02	11:16:48.000
14 -	<b>1:11.954</b>	13.541	60.43	<b>11:17:59.954</b>
15 -	<b>1:39.877</b>	41.464	43.53	<b>11:19:39.831</b>
16 -	1:16.599	18.186	56.77	11:20:56.430
17 -	59.543	1.130	73.03	11:21:55.973
18 -	59.018	0.605	73.68	11:22:54.991
19 -	59.609	1.196	72.95	11:23:54.600
20 -	59.952	1.539	72.53	11:24:54.552

### P27 80 Peter TYLER (M)

LAP	LAP TIME	DIFF	MPH	TIME OF DAY
1 -	1:12.403	13.771	60.06	11:04:56.270
2 -	1:00.311	1.679	72.10	11:05:56.581
3 -	59.562	0.930	73.00	11:06:56.143
4 -	59.591	0.959	72.97	11:07:55.734
5 -	1:00.522	1.890	71.85	11:08:56.256
6 -	59.504	0.872	73.08	11:09:55.760
7 -	58.958	0.326	73.75	11:10:54.718
8 -	<b>58.632 (1)</b>		<b>74.16</b>	<b>11:11:53.350</b>
9 -	59.814	1.182	72.70	11:12:53.164
10 -	58.863 (3)	0.231	73.87	11:13:52.027
11 -	58.698 (2)	0.066	74.08	11:14:50.725
12 -	58.953	0.321	73.76	11:15:49.678
13 -	59.506	0.874	73.07	11:16:49.184
14 -	<b>1:12.302</b>	13.670	60.14	<b>11:18:01.486</b>

Brands Hatch Indy

Circuit Length = 1.2079 miles

Start: 11:03 Flag 11:24 End: 11:25

Weather / Track : Bright / Dry

# BRSCC Mazda MX-5 Championship - 2A

## RACE 6 - LAP ANALYSIS

DIFF = Difference To Personal Best Lap

15 -	1:40.867	42.235	43.11	11:19:42.353
16 -	1:15.628	16.996	57.49	11:20:57.981
17 -	59.013	0.381	73.68	11:21:56.994
18 -	59.280	0.648	73.35	11:22:56.274
19 -	58.867	0.235	73.87	11:23:55.141
20 -	59.566	0.934	73.00	11:24:54.707

### P28 96 Charles MUGGLESTONE

LAP	LAP TIME	DIFF	MPH	TIME OF DAY
1 -	1:13.409	14.259	59.23	11:04:57.276
2 -	59.884	0.734	72.61	11:05:57.160
3 -	59.812	0.662	72.70	11:06:56.972
4 -	59.243 (3)	0.093	73.40	11:07:56.215
5 -	1:01.997	2.847	70.14	11:08:58.212
6 -	1:00.078	0.928	72.38	11:09:58.290
7 -	59.150 (1)		73.51	11:10:57.440
8 -	1:00.035	0.885	72.43	11:11:57.475
9 -	59.997	0.847	72.48	11:12:57.472
10 -	59.338	0.188	73.28	11:13:56.810
11 -	59.218 (2)	0.068	73.43	11:14:56.028
12 -	59.822	0.672	72.69	11:15:55.850
13 -	1:00.179	1.029	72.26	11:16:56.029
14 -	1:06.819	7.669	65.08	11:18:02.848
15 -	1:40.921	41.771	43.08	11:19:43.769
16 -	1:14.980	15.830	57.99	11:20:58.749
17 -	59.471	0.321	73.12	11:21:58.220
18 -	59.378	0.228	73.23	11:22:57.598
19 -	1:00.726	1.576	71.61	11:23:58.324
20 -	1:00.972	1.822	71.32	11:24:59.296

### P29 82 Michael KNIBBS

LAP	LAP TIME	DIFF	MPH	TIME OF DAY
1 -	1:13.799	14.912	58.92	11:04:57.666
2 -	1:00.043	1.156	72.42	11:05:57.709
3 -	59.605	0.718	72.95	11:06:57.314
4 -	59.085 (2)	0.198	73.59	11:07:56.399
5 -	1:01.307	2.420	70.93	11:08:57.706
6 -	59.957	1.070	72.52	11:09:57.663
7 -	59.548	0.661	73.02	11:10:57.211
8 -	1:00.361	1.474	72.04	11:11:57.572
9 -	1:00.678	1.791	71.66	11:12:58.250
10 -	59.201 (3)	0.314	73.45	11:13:57.451
11 -	58.887 (1)		73.84	11:14:56.338
12 -	59.625	0.738	72.93	11:15:55.963
13 -	1:00.363	1.476	72.04	11:16:56.326
14 -	1:07.072	8.185	64.83	11:18:03.398
15 -	1:41.180	42.293	42.97	11:19:44.578
16 -	1:14.419	15.532	58.43	11:20:58.997
17 -	59.348	0.461	73.27	11:21:58.345
18 -	59.292	0.405	73.34	11:22:57.637
19 -	1:00.706	1.819	71.63	11:23:58.343
20 -	1:00.973	2.086	71.32	11:24:59.316

### P30 60 Nick LE DOYEN (M)

LAP	LAP TIME	DIFF	MPH	TIME OF DAY
1 -	1:13.507	13.976	59.15	11:04:57.374
2 -	59.925	0.394	72.56	11:05:57.299
3 -	1:00.609	1.078	71.74	11:06:57.908
4 -	59.712	0.181	72.82	11:07:57.620
5 -	59.625	0.094	72.93	11:08:57.245
6 -	1:00.182	0.651	72.25	11:09:57.427
7 -	59.531 (1)		73.04	11:10:56.958

DIFF = Difference To Personal Best Lap

8 -	59.777	0.246	72.74	11:11:56.735
9 -	59.564 (3)	0.033	73.00	11:12:56.299
10 -	59.733	0.202	72.80	11:13:56.032
11 -	59.665	0.134	72.88	11:14:55.697
12 -	59.914	0.383	72.58	11:15:55.611
13 -	59.880	0.349	72.62	11:16:55.491
14 -	1:06.673	7.142	65.22	11:18:02.164
15 -	1:40.976	41.445	43.06	11:19:43.140
16 -	1:15.066	15.535	57.93	11:20:58.206
17 -	59.544 (2)	0.013	73.03	11:21:57.750
18 -	1:18.792	19.261	55.19	11:23:16.542
19 -	1:00.167	0.636	72.27	11:24:16.709
20 -	1:00.204	0.673	72.23	11:25:16.913

### P31 5 John LANGRIDGE

LAP	LAP TIME	DIFF	MPH	TIME OF DAY
1 -	1:04.890	7.216	67.01	11:04:48.757
2 -	57.878	0.204	75.13	11:05:46.635
3 -	57.825	0.151	75.20	11:06:44.460
4 -	57.899	0.225	75.10	11:07:42.359
5 -	57.734 (3)	0.060	75.32	11:08:40.093
6 -	57.923	0.249	75.07	11:09:38.016
7 -	57.982	0.308	74.99	11:10:35.998
8 -	57.967	0.293	75.01	11:11:33.965
9 -	57.674 (1)		75.39	11:12:31.639
10 -	57.911	0.237	75.09	11:13:29.550
11 -	57.932	0.258	75.06	11:14:27.482
12 -	57.691 (2)	0.017	75.37	11:15:25.173

Weather / Track : Bright / Dry

# BRSCC Mazda MX-5 Championship - 2A

## RACE 6 - STATISTICS

**Competitors Started** 31  
**Planned Start** 2019-03-24 @ 11:05:00.000  
**Actual Start** 2019-03-24 @ 11:03:43.866  
**Finish Time** 2019-03-24 @ 11:24:35.880  
**Track Length** 1.2079mi.  
**Total Laps** 612  
**Total Distance Covered** 739.2627mi.

### Session Fastest Lap History

NO	NAME	LAP TIME	TIME OF DAY	LAP	VEHICLE
5	John LANGRIDGE	1:04.890	11:04:48.772	1	Mazda MX-5 Mk1
5	John LANGRIDGE	57.878	11:05:46.648	2	Mazda MX-5 Mk1
71	Ben SHORT	57.772	11:05:46.800	2	Mazda MX-5 Mk1
41	Joe WIGGIN	57.641	11:05:47.546	2	Mazda MX-5 Mk1
1	Will BLACKWELL-CHAMBERS	57.597	11:06:45.040	3	Mazda MX-5 Mk1
4	Adam BESSELL	57.415	11:06:45.660	3	Mazda MX-5 Mk1
1	Will BLACKWELL-CHAMBERS	57.348	11:08:40.629	5	Mazda MX-5 Mk1
63	Oliver ALLWOOD	57.213	11:09:38.827	6	Mazda MX-5 Mk1

### Session Leader History

NO	NAME	FROM LAP	LAPS LED	DISTANCE	VEHICLE
5	John LANGRIDGE	1	12	14.49 miles	Mazda MX-5 Mk1
1	Will BLACKWELL-CHAMBERS	13	5	6.03 miles	Mazda MX-5 Mk1
71	Ben SHORT	18	3	3.62 miles	Mazda MX-5 Mk1

### Flag History

TYPE	TIME OF DAY
GREEN	11:03:43.866
SAFETY	11:16:57.333
GREEN	11:20:44.093
FINISH	11:24:35.880

### Flag Statistics

TYPE	COUNT	TOTAL LAPS	TOTAL TIME
Green	2	17	17:05.254
Red	0	0	0.000
Safety Car	1	2	3:46.759
FCY	0	0	0.000

Weather / Track : Bright / Dry

These results are provisional until the conclusion of any judicial and technical matters.

Brands Hatch Indy

Circuit Length = 1.2079 miles

Start: 11:03 Flag 11:24 End: 11:25

Clerk Of Course :

Timekeeper :



**BRSCC Mazda MX-5 Championship - 2B**
**RACE 8 - CLASSIFICATION - AMENDED 2**

POS	NO	NAME	ENTRY	LAPS	TIME	GAP	DIFF	MPH	BEST	ON
1	65	William HAYDEN	Mazda MX-5 Mk1	19	20:14.862			68.01	<b>58.031</b>	15
2	54	Marcus BAILEY (M)	Mazda MX-5 Mk1	19	20:15.035	0.173	0.173	68.00	<b>58.053</b>	18
3	666	David WATERS	Mazda MX-5 Mk1	19	20:17.683	2.821	2.648	67.85	<b>57.959</b>	17
4	56	Thomas JENKINS	Mazda MX-5 Mk1	19	20:20.582	5.720	2.899	67.69	<b>58.794</b>	14
5	3	Richard WOOTTEN	Mazda MX-5 Mk1	19	20:21.085	6.223	0.503	67.66	<b>58.843</b>	16
6	74	Clive CHISNALL (M)	Mazda MX-5 Mk1	19	20:21.899	7.037	0.814	67.61	<b>58.788</b>	15
7	43	Joseph WILLMOTT	Mazda MX-5 Mk1	19	20:23.574	8.712	1.675	67.52	<b>58.854</b>	14
8	722	Alan HAWKINS (M)	Mazda MX-5 Mk1	19	20:23.856	8.994	0.282	67.51	<b>58.887</b>	18
9	22	Owen MILLS	Mazda MX-5 Mk1	19	20:27.164	12.302	3.308	67.32	<b>58.962</b>	14
10	11	Sam JARVIS	Mazda MX-5 Mk1	19	20:27.467	12.605	0.303	67.31	<b>59.077</b>	14
11	57*	Oliver JENKINS	Mazda MX-5 Mk1	19	20:36.838	21.976	9.371	66.80	<b>59.229</b>	5
12	31	Bryn GRIFFITHS (M)	Mazda MX-5 Mk1	19	20:39.072	24.210	2.234	66.68	<b>59.465</b>	19
13	20	Christopher GINN (M)	Mazda MX-5 Mk1	19	20:39.950	25.088	0.878	66.63	<b>1:00.161</b>	6
14	27	Christian DANN	Mazda MX-5 Mk1	19	20:40.388	25.526	0.438	66.61	<b>59.763</b>	15
15	25	Ivan LEARY (M)	Mazda MX-5 Mk1	19	20:40.602	25.740	0.214	66.59	<b>59.465</b>	8
16	14	Elliott HANN	Mazda MX-5 Mk1	19	20:40.773	25.911	0.171	66.59	<b>59.834</b>	19
17	37	Tim DORE (M)	Mazda MX-5 Mk1	19	20:41.486	26.624	0.713	66.55	<b>59.522</b>	18
18	10	Thomas MALLETT	Mazda MX-5 Mk1	19	20:41.606	26.744	0.120	66.54	<b>59.468</b>	18
19	191	Andrew BARRETT (M)	Mazda MX-5 Mk1	19	20:45.742	30.880	4.136	66.32	<b>59.820</b>	15
20	90	Bruce ROBINSON (M)	Mazda MX-5 Mk1	19	20:46.036	31.174	0.294	66.30	<b>1:00.157</b>	5
21	45*	Graham RUMSEY (M)	Mazda MX-5 Mk1	19	20:49.294	34.432	3.258	66.13	<b>1:00.000</b>	6
22	42	Toby OWEN	Mazda MX-5 Mk1	19	20:54.668	39.806	5.374	65.85	<b>1:00.615</b>	14
23	78	Richard BARTLETT (M)	Mazda MX-5 Mk1	19	20:58.989	44.127	4.321	65.62	<b>1:00.679</b>	15
24	68	Ashley HEATH (M)	Mazda MX-5 Mk1	19	20:59.357	44.495	0.368	65.60	<b>1:00.354</b>	6
25	21	Chris MOLLOY (M)	Mazda MX-5 Mk1	19	21:00.632	45.770	1.275	65.54	<b>59.963</b>	17
26	53	Jonathan FIELDSEND (M)	Mazda MX-5 Mk1	19	21:01.290	46.428	0.658	65.50	<b>1:01.666</b>	17
27	73	Jon WOOD (M)	Mazda MX-5 Mk1	18	20:18.879	1 Lap	1 Lap	64.21	<b>1:03.340</b>	4
28	34	Adam TYRRELL (M)	Mazda MX-5 Mk1	18	20:19.570	1 Lap	0.691	64.18	<b>1:03.270</b>	15
29	2	Jake STYLES	Mazda MX-5 Mk1	15	20:43.164	4 Laps	3 Laps	52.47	<b>59.935</b>	14

## NOT CLASSIFIED

DQ	98*	Oliver SIGHE	Mazda MX-5 Mk1	0
----	-----	--------------	----------------	---

## FASTEST LAP

666	David WATERS	Mazda MX-5 Mk1	17	57.959	75.02 mph	120.74 kph
-----	--------------	----------------	----	--------	-----------	------------

Cars 45 and 98 - 10 second penalty applied for contravention of Flag &amp;/or light signals ref Reg C1.1.6

Car 57 - 10 second penalty applied for driving in a manner incompatible with general safety ref Reg C1.1.5

Car 98 - Disqualified from meeting for not respecting the decision of events officials ref Reg A10.1.2

Brands Hatch Indy

Circuit Length = 1.2079 miles

Start: 12:00 Flag 12:20 End: 12:21

Weather / Track : Bright / Dry

These results are provisional until the conclusion of any judicial and technical matters.

Clerk Of Course :	Timekeeper :
-------------------	--------------

# BRSCC Mazda MX-5 Championship - 2B

## RACE 8 - LAP CHART

LAP 1 @ 12:01:10.652			LAP 2 @ 12:02:09.900			LAP 3 @ 12:03:08.200			LAP 4 @ 12:04:06.889			LAP 5 @ 12:05:05.308		
NO	BEHIND	LAP TIME	NO	BEHIND	LAP TIME	NO	BEHIND	LAP TIME	NO	BEHIND	LAP TIME	NO	BEHIND	LAP TIME
56		1:07.131	65		58.865	65		58.300	65		58.689	65		58.419
3	0.243	1:07.374	56	0.772	1:00.020	54	2.318	59.242	54	2.347	58.718	54	2.455	58.527
65	0.383	1:07.514	3	1.247	1:00.252	56	2.492	1:00.020	56	2.927	59.124	56	3.859	59.351
54	0.606	1:07.737	54	1.376	1:00.018	3	2.627	59.680	3	3.400	59.462	3	3.984	59.003
666	3.574	1:10.705	666	3.526	59.200	666	3.500	58.274	666	3.525	58.714	666	4.102	58.996
74	3.616	1:10.747	74	4.074	59.706	74	5.301	59.527	74	6.103	59.491	74	6.805	59.121
31	3.658	1:10.789	31	4.707	1:00.297	722	6.607	1:00.019	722	7.478	59.560	722	8.351	59.292
722	4.123	1:11.254	722	4.888	1:00.013	43	6.963	59.930	43	7.721	59.447	43	8.581	59.279
43	4.234	1:11.365	43	5.333	1:00.347	31	7.489	1:01.082	57	10.028	1:01.163	57	10.838	59.229
57	4.368	1:11.499	57	6.056	1:00.936	57	7.554	59.798	98	10.761	1:01.553	98	11.600	59.258
11	4.384	1:11.515	98	6.383	1:00.983	98	7.897	59.814	11	12.236	1:02.674	11	13.198	59.381
98	4.648	1:11.779	11	6.607	1:01.471	11	8.251	59.944	37	12.553	1:01.833	37	14.003	59.869
22	5.138	1:12.269	22	7.379	1:01.489	22	8.404	59.325	27	13.493	1:02.148	22	15.452	1:00.072
37	5.419	1:12.550	37	7.661	1:01.490	37	9.409	1:00.048	22	13.799	1:04.084	27	15.854	1:00.780
10	5.778	1:12.909	27	7.850	1:00.967	27	10.034	1:00.484	14	14.270	1:01.796	14	16.339	1:00.488
27	6.131	1:13.262	10	8.445	1:01.915	45	10.972	1:00.361	45	15.173	1:02.890	45	17.018	1:00.264
14	6.659	1:13.790	45	8.911	1:00.843	14	11.163	1:00.115	2	15.811	1:02.750	20	18.331	1:00.504
2	7.127	1:14.258	14	9.348	1:01.937	2	11.750	1:00.480	20	16.246	1:02.109	10	19.017	1:00.774
45	7.316	1:14.447	2	9.570	1:01.691	10	12.424	1:02.279	10	16.662	1:02.927	191	20.074	1:00.879
20	7.803	1:14.934	20	10.196	1:01.641	20	12.826	1:00.930	191	17.614	1:03.148	90	20.107	1:00.157
78	8.247	1:15.378	191	10.821	1:01.372	191	13.155	1:00.634	90	18.369	1:03.366	78	21.853	1:00.986
191	8.697	1:15.828	78	11.456	1:02.457	90	13.692	1:00.300	78	19.286	1:03.193	68	22.138	1:00.576
42	10.165	1:17.296	90	11.692	1:00.378	78	14.782	1:01.626	68	19.981	1:02.956	31	22.543	59.657
68	10.504	1:17.635	42	12.539	1:01.622	42	15.405	1:01.166	42	21.159	1:04.443	42	24.939	1:02.199
90	10.562	1:17.693	68	13.318	1:02.062	68	15.714	1:00.696	31	21.305	1:12.505	25	25.415	1:00.572
53	11.825	1:18.956	53	14.825	1:02.248	53	18.593	1:02.068	53	22.609	1:02.705	53	26.133	1:01.943
34	12.988	1:20.119	21	16.901	1:02.964	21	20.080	1:01.479	25	23.262	1:00.539	21	26.558	1:00.463
21	13.185	1:20.316	34	19.594	1:05.854	25	21.412	59.610	21	24.514	1:03.123	73	36.086	1:03.882
73	13.881	1:21.012	25	20.102	1:00.390	73	25.972	1:04.002	73	30.623	1:03.340	34	37.841	1:04.258
25	18.960	1:26.091	73	20.270	1:05.637	34	26.528	1:05.234	34	32.002	1:04.163			

Weather / Track : Bright / Dry

# BRSCC Mazda MX-5 Championship - 2B

## RACE 8 - LAP CHART

LAP 6 @ 12:06:03.698			LAP 7 @ 12:07:02.040			LAP 8 @ 12:08:00.280			LAP 9 @ 12:09:03.625			LAP 10 @ 12:10:29.403		
NO	BEHIND	LAP TIME	NO	BEHIND	LAP TIME	NO	BEHIND	LAP TIME	NO	BEHIND	LAP TIME	NO	BEHIND	LAP TIME
65		58.390	65		58.342	65		58.240	65		1:03.345	65		1:25.778
54	2.658	58.593	54	2.673	58.357	54	2.972	58.539	54	0.604	1:00.977	54	0.740	1:25.914
56	4.935	59.466	56	6.589	59.996	56	7.639	59.290	666	8.818	1:04.400	56	1.350	1:18.110
666	5.044	59.332	666	6.951	1:00.249	666	7.763	59.052	56	9.018	1:04.724	666	1.766	1:18.726
3	5.402	59.808	3	6.975	59.915	3	8.369	59.634	3	9.594	1:04.570	3	2.188	1:18.372
74	7.524	59.109	74	8.312	59.130	74	8.945	58.873	2	4 Laps	4:51.461 P	74	3.428	1:18.356
722	9.622	59.661	722	10.374	59.094	43	11.924	59.581	74	10.850	1:05.250	43	4.155	1:18.506
43	9.904	59.713	43	10.583	59.021	722	12.218	1:00.084	43	11.427	1:02.848	722	5.331	1:17.062
57	12.195	59.747	57	13.306	59.453	57	14.577	59.511	722	14.047	1:05.174	57	5.815	1:16.517
98	12.518	59.308	98	13.795	59.619	11	17.026	59.654	57	15.076	1:03.844	2	4 Laps	1:22.061
11	14.368	59.560	11	15.612	59.586	22	18.824	59.876	11	19.312	1:05.631	11	8.332	1:14.798
37	15.454	59.841	37	17.069	59.957	37	19.399	1:00.570	22	21.239	1:05.760	22	9.063	1:13.602
22	16.067	59.005	22	17.188	59.463	14	21.697	1:00.496	37	21.557	1:05.503	37	9.626	1:13.847
27	17.408	59.944	14	19.441	59.882	27	21.933	1:00.479	14	22.039	1:03.687	14	10.329	1:14.068
14	17.901	59.952	27	19.694	1:00.628	45	22.860	1:00.238	27	22.701	1:04.113	27	11.212	1:14.289
45	18.628	1:00.000	45	20.862	1:00.576	20	23.993	1:00.188	45	23.542	1:04.027	45	11.900	1:14.136
20	20.102	1:00.161	20	22.045	1:00.285	10	24.135	1:00.032	20	24.342	1:03.694	20	12.527	1:13.963
10	20.814	1:00.187	10	22.343	59.871	191	27.130	1:00.636	10	25.047	1:04.257	10	13.119	1:13.850
90	22.188	1:00.471	191	24.734	1:00.669	31	27.540	59.955	191	28.229	1:04.444	191	14.067	1:11.616
191	22.407	1:00.723	90	25.046	1:01.200	90	27.816	1:01.010	31	28.648	1:04.453	31	14.652	1:11.782
68	24.102	1:00.354	31	25.825	59.732	25	29.579	59.465	90	29.743	1:05.272	90	15.366	1:11.401
31	24.435	1:00.282	68	26.707	1:00.947	68	31.753	1:03.286	25	33.687	1:07.453	25	16.566	1:08.657
78	26.135	1:02.672	25	28.354	59.917	78	32.788	1:02.156	68	35.938	1:07.530	68	17.237	1:07.077
25	26.779	59.754	78	28.872	1:01.079	42	34.781	1:02.573	78	38.956	1:09.513	78	18.849	1:05.671
42	27.723	1:01.174	42	30.448	1:01.067	21	35.552	1:01.518	42	40.271	1:08.835	42	19.994	1:05.501
53	29.635	1:01.892	21	32.274	1:00.806	53	37.260	1:02.273	21	41.783	1:09.576	21	20.849	1:04.844
21	29.810	1:01.642	53	33.227	1:01.934	73	58.944	1:10.343	53	43.405	1:09.490	53	22.946	1:05.319
73	41.196	1:03.500	73	46.841	1:03.987	34	59.630	1:09.053	73	1:06.560	1:10.961	73	53.246	1:12.464
34	43.830	1:04.379	34	48.817	1:03.329				34	1:07.205	1:10.920	34	53.849	1:12.422

Weather / Track : Bright / Dry

Brands Hatch Indy  
 Circuit Length = 1.2079 miles  
 Start: 12:00 Flag 12:20 End: 12:21

# BRSCC Mazda MX-5 Championship - 2B

## RACE 8 - LAP CHART

LAP 11 @ 12:12:08.944			LAP 12 @ 12:13:29.486			LAP 13 @ 12:14:28.019			LAP 14 @ 12:15:26.268			LAP 15 @ 12:16:24.299		
NO	BEHIND	LAP TIME	NO	BEHIND	LAP TIME	NO	BEHIND	LAP TIME	NO	BEHIND	LAP TIME	NO	BEHIND	LAP TIME
65		1:39.541	65		1:20.542	65		58.533	65		58.249	65		58.031
54	0.536	1:39.337	54	0.212	1:20.218	54	0.387	58.708	54	0.303	58.165	54	0.474	58.202
56	1.042	1:39.233	56	0.889	1:20.389	56	1.448	59.092	56	1.993	58.794	56	3.284	59.322
666	1.624	1:39.399	666	1.326	1:20.244	666	1.573	58.780	666	2.134	58.810	666	3.474	59.371
3	1.996	1:39.349	3	1.743	1:20.289	3	2.490	59.280	3	3.121	58.880	3	4.132	59.042
74	2.840	1:38.953	74	2.646	1:20.348	74	3.217	59.104	74	3.957	58.989	74	4.714	58.788
43	3.596	1:38.982	43	3.115	1:20.061	722	4.402	59.522	43	5.269	58.854	43	6.459	59.221
722	4.440	1:38.650	722	3.413	1:19.515	43	4.664	1:00.082	722	5.396	59.243	722	6.689	59.324
57	5.144	1:38.870	57	3.952	1:19.350	57	5.487	1:00.068	57	6.691	59.453	57	8.102	59.442
2	4 Laps	1:38.918	2	4 Laps	1:19.647	11	6.415	59.486	11	7.243	59.077	22	8.966	59.426
11	7.209	1:38.418	11	5.462	1:18.795	22	6.858	59.279	22	7.571	58.962	11	9.154	59.942
22	7.965	1:38.443	22	6.112	1:18.689	2	4 Laps	1:02.463	2	4 Laps	1:02.549	20	16.499	1:00.775
37	8.940	1:38.855	37	8.254	1:19.856	37	10.003	1:00.282	20	13.755	1:00.556	45	17.099	1:00.817
14	10.037	1:39.249	45	8.300	1:17.669	20	11.448	1:01.181	45	14.313	1:00.570	2	4 Laps	1:01.761
27	10.621	1:38.950	14	8.558	1:19.063	45	11.992	1:02.225	14	15.939	1:00.337	27	17.813	59.763
45	11.173	1:38.814	27	8.695	1:18.616	27	13.791	1:03.629	27	16.081	1:00.539	14	18.344	1:00.436
20	12.028	1:39.042	20	8.800	1:17.314	14	13.851	1:03.826	25	16.495	1:00.614	25	18.522	1:00.058
10	12.816	1:39.238	10	9.051	1:16.777	10	13.977	1:03.459	31	16.587	1:00.809	31	18.603	1:00.047
191	13.710	1:39.184	191	9.284	1:16.116	31	14.027	1:02.916	191	17.598	1:01.677	191	19.387	59.820
31	14.306	1:39.195	31	9.644	1:15.880	25	14.130	1:01.982	37	17.839	1:06.085	37	20.825	1:01.017
90	15.236	1:39.411	90	10.384	1:15.690	191	14.170	1:03.419	10	18.145	1:02.417	10	21.012	1:00.898
25	16.085	1:39.060	25	10.681	1:15.138	90	14.483	1:02.632	90	18.502	1:02.268	90	21.627	1:01.156
68	17.355	1:39.659	68	13.558	1:16.745	68	15.852	1:00.827	68	19.004	1:01.401	42	23.041	1:00.977
78	18.992	1:39.684	78	15.080	1:16.630	42	17.729	1:00.986	42	20.095	1:00.615	68	23.310	1:02.337
42	19.768	1:39.315	42	15.276	1:16.050	21	19.433	1:01.411	98	3 Laps	1:00.504	98	3 Laps	1:00.148
21	20.556	1:39.248	21	16.555	1:16.541	98	3 Laps	1:00.730	21	22.193	1:01.009	21	24.425	1:00.263
53	21.452	1:38.047	98	3 Laps	1:12.590	78	20.300	1:03.753	78	22.820	1:00.769	78	25.468	1:00.679
98	3 Laps	5:18.492	53	18.864	1:17.954	53	24.188	1:03.857	53	27.927	1:01.988	53	32.186	1:02.290
73	37.872	1:24.167	73	28.390	1:11.060	73	34.320	1:04.463	34	39.671	1:03.285	34	44.910	1:03.270
34	38.529	1:24.221	34	28.706	1:10.719	34	34.635	1:04.462	73	40.364	1:04.293	73	46.135	1:03.802

Weather / Track : Bright / Dry

# BRSCC Mazda MX-5 Championship - 2B

## RACE 8 - LAP CHART

LAP 16 @ 12:17:22.588			LAP 17 @ 12:18:20.619			LAP 18 @ 12:19:18.714			LAP 19 @ 12:20:18.383		
NO	BEHIND	LAP TIME	NO	BEHIND	LAP TIME	NO	BEHIND	LAP TIME	NO	BEHIND	LAP TIME
65		58.289	65		58.031	65		58.095	65		59.669
54	0.295	58.110	54	0.425	58.161	54	0.383	58.053	54	0.173	59.459
666	3.688	58.503	666	3.616	57.959	666	3.497	57.976	666	2.821	58.993
56	4.198	59.203	56	5.257	59.090	56	6.248	59.086	73	1 Lap	1:04.511
3	4.686	58.843	3	5.790	59.135	3	6.760	59.065	34	1 Lap	1:05.217
74	5.246	58.821	74	6.139	58.924	74	7.436	59.392	56	5.720	59.141
43	7.373	59.203	43	8.204	58.862	43	9.202	59.093	3	6.223	59.132
722	7.737	59.337	722	8.851	59.145	722	9.643	58.887	74	7.037	59.270
57	9.307	59.494	57	10.535	59.259	57	11.877	59.437	43	8.712	59.179
22	9.653	58.976	22	10.795	59.173	22	12.155	59.455	722	8.994	59.020
11	10.010	59.145	11	11.135	59.156	11	12.599	59.559	57	11.976	59.768
45	19.222	1:00.412	45	21.501	1:00.310	45	23.924	1:00.518	22	12.302	59.816
20	19.367	1:01.157	20	22.046	1:00.710	31	24.414	1:00.142	11	12.605	59.675
27	19.725	1:00.201	27	22.166	1:00.472	20	24.472	1:00.521	31	24.210	59.465
2	4 Laps	1:00.930	31	22.367	1:00.223	27	24.808	1:00.737	45	24.432	1:00.177
31	20.175	59.861	25	22.666	1:00.224	25	25.147	1:00.576	20	25.088	1:00.285
14	20.369	1:00.314	14	23.273	1:00.935	14	25.746	1:00.568	27	25.526	1:00.387
25	20.473	1:00.240	10	24.836	1:00.135	10	26.209	59.468	25	25.740	1:00.262
191	21.342	1:00.244	37	25.253	1:01.024	37	26.680	59.522	14	25.911	59.834
37	22.260	59.724	2	4 Laps	1:04.043	2	4 Laps	59.935	37	26.624	59.613
10	22.732	1:00.009	90	27.540	1:01.534	191	30.046	1:00.232	10	26.744	1:00.204
90	24.037	1:00.699	191	27.909	1:04.598	90	30.368	1:00.923	2	4 Laps	1:00.217
68	26.238	1:01.217	68	28.785	1:00.578	98	3 Laps	1:00.673	191	30.880	1:00.503
98	3 Laps	1:00.656	98	3 Laps	1:00.653	21	32.070	1:00.487	90	31.174	1:00.475
21	27.746	1:01.610	21	29.678	59.963	42	36.939	1:02.444	98	3 Laps	1:00.111
42	28.546	1:03.794	78	32.248	1:01.463	78	39.890	1:05.737	42	39.806	1:02.536
78	28.816	1:01.637	42	32.590	1:02.075	68	42.929	1:12.239	78	44.127	1:03.906
53	35.765	1:01.868	53	39.400	1:01.666	53	43.174	1:01.869	68	44.495	1:01.235
34	50.676	1:04.055	34	57.255	1:04.610				21	45.770	1:13.369
73	51.220	1:03.374	73	57.270	1:04.081				53	46.428	1:02.923

Weather / Track : Bright / Dry

# BRSCC Mazda MX-5 Championship - 2B

## RACE 8 - LAP ANALYSIS

DIFF = Difference To Personal Best Lap

P1 65 William HAYDEN				
LAP	LAP TIME	DIFF	MPH	TIME OF DAY
1 -	1:07.514	9.483	64.40	12:01:11.035
2 -	58.865	0.834	73.87	12:02:09.900
3 -	58.300	0.269	74.59	12:03:08.200
4 -	58.689	0.658	74.09	12:04:06.889
5 -	58.419	0.388	74.43	12:05:05.308
6 -	58.390	0.359	74.47	12:06:03.698
7 -	58.342	0.311	74.53	12:07:02.040
8 -	58.240	0.209	74.66	12:08:00.280
9 -	1:03.345	5.314	68.64	12:09:03.625
10 -	1:25.778	27.747	50.69	12:10:29.403
11 -	1:39.541	41.510	43.68	12:12:08.944
12 -	1:20.542	22.511	53.99	12:13:29.486
13 -	58.533	0.502	74.29	12:14:28.019
14 -	58.249	0.218	74.65	12:15:26.268
15 -	58.031 (1)		74.93	12:16:24.299
16 -	58.289	0.258	74.60	12:17:22.588
17 -	58.031 (1)		74.93	12:18:20.619
18 -	58.095 (3)	0.064	74.85	12:19:18.714
19 -	59.669	1.638	72.87	12:20:18.383

P2 54 Marcus BAILEY (M)				
LAP	LAP TIME	DIFF	MPH	TIME OF DAY
1 -	1:07.737	9.684	64.19	12:01:11.258
2 -	1:00.018	1.965	72.45	12:02:11.276
3 -	59.242	1.189	73.40	12:03:10.518
4 -	58.718	0.665	74.05	12:04:09.236
5 -	58.527	0.474	74.30	12:05:07.763
6 -	58.593	0.540	74.21	12:06:06.356
7 -	58.357	0.304	74.51	12:07:04.713
8 -	58.539	0.486	74.28	12:08:03.252
9 -	1:00.977	2.924	71.31	12:09:04.229
10 -	1:25.914	27.861	50.61	12:10:30.143
11 -	1:39.337	41.284	43.77	12:12:09.480
12 -	1:20.218	22.165	54.20	12:13:29.698
13 -	58.708	0.655	74.07	12:14:28.406
14 -	58.165	0.112	74.76	12:15:26.571
15 -	58.202	0.149	74.71	12:16:24.773
16 -	58.110 (2)	0.057	74.83	12:17:22.883
17 -	58.161 (3)	0.108	74.76	12:18:21.044
18 -	58.053 (1)		74.90	12:19:19.097
19 -	59.459	1.406	73.13	12:20:18.556

P3 666 David WATERS				
LAP	LAP TIME	DIFF	MPH	TIME OF DAY
1 -	1:10.705	12.746	61.50	12:01:14.226
2 -	59.200	1.241	73.45	12:02:13.426
3 -	58.274 (3)	0.315	74.62	12:03:11.700
4 -	58.714	0.755	74.06	12:04:10.414
5 -	58.996	1.037	73.71	12:05:09.410
6 -	59.332	1.373	73.29	12:06:08.742
7 -	1:00.249	2.290	72.17	12:07:08.991
8 -	59.052	1.093	73.64	12:08:08.043
9 -	1:04.400	6.441	67.52	12:09:12.443
10 -	1:18.726	20.767	55.23	12:10:31.169
11 -	1:39.399	41.440	43.74	12:12:10.568
12 -	1:20.244	22.285	54.19	12:13:30.812
13 -	58.780	0.821	73.98	12:14:29.592
14 -	58.810	0.851	73.94	12:15:28.402
15 -	59.371	1.412	73.24	12:16:27.773
16 -	58.503	0.544	74.33	12:17:26.276

DIFF = Difference To Personal Best Lap

17 -	57.959 (1)		75.02	12:18:24.235
18 -	57.976 (2)	0.017	75.00	12:19:22.211
19 -	58.993	1.034	73.71	12:20:21.204

P4 56 Thomas JENKINS				
LAP	LAP TIME	DIFF	MPH	TIME OF DAY
1 -	1:07.131	8.337	64.77	12:01:10.652
2 -	1:00.020	1.226	72.45	12:02:10.672
3 -	1:00.020	1.226	72.45	12:03:10.692
4 -	59.124	0.330	73.55	12:04:09.816
5 -	59.351	0.557	73.26	12:05:09.167
6 -	59.466	0.672	73.12	12:06:08.633
7 -	59.996	1.202	72.48	12:07:08.629
8 -	59.290	0.496	73.34	12:08:07.919
9 -	1:04.724	5.930	67.18	12:09:12.643
10 -	1:18.110	19.316	55.67	12:10:30.753
11 -	1:39.233	40.439	43.82	12:12:09.986
12 -	1:20.389	21.595	54.09	12:13:30.375
13 -	59.092	0.298	73.59	12:14:29.467
14 -	58.794 (1)		73.96	12:15:28.261
15 -	59.322	0.528	73.30	12:16:27.583
16 -	59.203	0.409	73.45	12:17:26.786
17 -	59.090 (3)	0.296	73.59	12:18:25.876
18 -	59.086 (2)	0.292	73.59	12:19:24.962
19 -	59.141	0.347	73.52	12:20:24.103

P5 3 Richard WOOTTEN				
LAP	LAP TIME	DIFF	MPH	TIME OF DAY
1 -	1:07.374	8.531	64.54	12:01:10.895
2 -	1:00.252	1.409	72.17	12:02:11.147
3 -	59.680	0.837	72.86	12:03:10.827
4 -	59.462	0.619	73.13	12:04:10.289
5 -	59.003 (3)	0.160	73.70	12:05:09.292
6 -	59.808	0.965	72.70	12:06:09.100
7 -	59.915	1.072	72.57	12:07:09.015
8 -	59.634	0.791	72.92	12:08:08.649
9 -	1:04.570	5.727	67.34	12:09:13.219
10 -	1:18.372	19.529	55.48	12:10:31.591
11 -	1:39.349	40.506	43.77	12:12:10.940
12 -	1:20.289	21.446	54.16	12:13:31.229
13 -	59.280	0.437	73.35	12:14:30.509
14 -	58.880 (2)	0.037	73.85	12:15:29.389
15 -	59.042	0.199	73.65	12:16:28.431
16 -	58.843 (1)		73.90	12:17:27.274
17 -	59.135	0.292	73.53	12:18:26.409
18 -	59.065	0.222	73.62	12:19:25.474
19 -	59.132	0.289	73.54	12:20:24.606

P6 74 Clive CHISNALL (M)				
LAP	LAP TIME	DIFF	MPH	TIME OF DAY
1 -	1:10.747	11.959	61.46	12:01:14.268
2 -	59.706	0.918	72.83	12:02:13.974
3 -	59.527	0.739	73.05	12:03:13.501
4 -	59.491	0.703	73.09	12:04:12.992
5 -	59.121	0.333	73.55	12:05:12.113
6 -	59.109	0.321	73.56	12:06:11.222
7 -	59.130	0.342	73.54	12:07:10.352
8 -	58.873 (3)	0.085	73.86	12:08:09.225
9 -	1:05.250	6.462	66.64	12:09:14.475
10 -	1:18.356	19.568	55.49	12:10:32.831
11 -	1:38.953	40.165	43.94	12:12:11.784
12 -	1:20.348	21.560	54.12	12:13:32.132

Weather / Track : Bright / Dry

Brands Hatch Indy  
Circuit Length = 1.2079 miles  
Start: 12:00 Flag 12:20 End: 12:21

# BRSCC Mazda MX-5 Championship - 2B

## RACE 8 - LAP ANALYSIS

DIFF = Difference To Personal Best Lap

13 -	59.104	0.316	73.57	12:14:31.236
14 -	58.989	0.201	73.71	12:15:30.225
<b>15 -</b>	<b>58.788 (1)</b>		<b>73.97</b>	<b>12:16:29.013</b>
16 -	58.821 (2)	0.033	73.92	12:17:27.834
17 -	58.924	0.136	73.80	12:18:26.758
18 -	59.392	0.604	73.21	12:19:26.150
19 -	59.270	0.482	73.36	12:20:25.420

### P7 43 Joseph WILLMOTT

LAP	LAP TIME	DIFF	MPH	TIME OF DAY
1 -	1:11.365	12.511	60.93	12:01:14.886
2 -	1:00.347	1.493	72.05	12:02:15.233
3 -	59.930	1.076	72.56	12:03:15.163
4 -	59.447	0.593	73.15	12:04:14.610
5 -	59.279	0.425	73.35	12:05:13.889
6 -	59.713	0.859	72.82	12:06:13.602
7 -	59.021 (3)	0.167	73.67	12:07:12.623
8 -	59.581	0.727	72.98	12:08:12.204
9 -	1:02.848	3.994	69.19	12:09:15.052
10 -	1:18.506	19.652	55.39	12:10:33.558
11 -	1:38.982	40.128	43.93	12:12:12.540
12 -	1:20.061	21.207	54.31	12:13:32.601
13 -	1:00.082	1.228	72.37	12:14:32.683
<b>14 -</b>	<b>58.854 (1)</b>		<b>73.88</b>	<b>12:15:31.537</b>
15 -	59.221	0.367	73.43	12:16:30.758
16 -	59.203	0.349	73.45	12:17:29.961
17 -	58.862 (2)	0.008	73.87	12:18:28.823
18 -	59.093	0.239	73.58	12:19:27.916
19 -	59.179	0.325	73.48	12:20:27.095

### P8 722 Alan HAWKINS (M)

LAP	LAP TIME	DIFF	MPH	TIME OF DAY
1 -	1:11.254	12.367	61.02	12:01:14.775
2 -	1:00.013	1.126	72.46	12:02:14.788
3 -	1:00.019	1.132	72.45	12:03:14.807
4 -	59.560	0.673	73.01	12:04:14.367
5 -	59.292	0.405	73.34	12:05:13.659
6 -	59.661	0.774	72.88	12:06:13.320
7 -	59.094 (3)	0.207	73.58	12:07:12.414
8 -	1:00.084	1.197	72.37	12:08:12.498
9 -	1:05.174	6.287	66.72	12:09:17.672
10 -	1:17.062	18.175	56.42	12:10:34.734
11 -	1:38.650	39.763	44.08	12:12:13.384
12 -	1:19.515	20.628	54.68	12:13:32.899
13 -	59.522	0.635	73.05	12:14:32.421
14 -	59.243	0.356	73.40	12:15:31.664
15 -	59.324	0.437	73.30	12:16:30.988
16 -	59.337	0.450	73.28	12:17:30.325
17 -	59.145	0.258	73.52	12:18:29.470
<b>18 -</b>	<b>58.887 (1)</b>		<b>73.84</b>	<b>12:19:28.357</b>
19 -	59.020 (2)	0.133	73.68	12:20:27.377

### P9 57 Oliver JENKINS

LAP	LAP TIME	DIFF	MPH	TIME OF DAY
1 -	1:11.499	12.270	60.81	12:01:15.020
2 -	1:00.936	1.707	71.36	12:02:15.956
3 -	59.798	0.569	72.72	12:03:15.754
4 -	1:01.163	1.934	71.09	12:04:16.917
<b>5 -</b>	<b>59.229 (1)</b>		<b>73.42</b>	<b>12:05:16.146</b>
6 -	59.747	0.518	72.78	12:06:15.893
7 -	59.453	0.224	73.14	12:07:15.346
8 -	59.511	0.282	73.07	12:08:14.857

DIFF = Difference To Personal Best Lap

9 -	1:03.844	4.615	68.11	12:09:18.701
10 -	1:16.517	17.288	56.83	12:10:35.218
11 -	1:38.870	39.641	43.98	12:12:14.088
12 -	1:19.350	20.121	54.80	12:13:33.438
13 -	1:00.068	0.839	72.39	12:14:33.506
14 -	59.453	0.224	73.14	12:15:32.959
15 -	59.442	0.213	73.15	12:16:32.401
16 -	59.494	0.265	73.09	12:17:31.895
17 -	59.259 (2)	0.030	73.38	12:18:31.154
18 -	59.437 (3)	0.208	73.16	12:19:30.591
19 -	59.768	0.539	72.75	12:20:30.359

### P10 22 Owen MILLS

LAP	LAP TIME	DIFF	MPH	TIME OF DAY
1 -	1:12.269	13.307	60.17	12:01:15.790
2 -	1:01.489	2.527	70.72	12:02:17.279
3 -	59.325	0.363	73.30	12:03:16.604
4 -	1:04.084	5.122	67.85	12:04:20.688
5 -	1:00.072	1.110	72.38	12:05:20.760
6 -	59.005 (3)	0.043	73.69	12:06:19.765
7 -	59.463	0.501	73.13	12:07:19.228
8 -	59.876	0.914	72.62	12:08:19.104
9 -	1:05.760	6.798	66.12	12:09:24.864
10 -	1:13.602	14.640	59.08	12:10:38.466
11 -	1:38.443	39.481	44.17	12:12:16.909
12 -	1:18.689	19.727	55.26	12:13:35.598
13 -	59.279	0.317	73.35	12:14:34.877
<b>14 -</b>	<b>58.962 (1)</b>		<b>73.75</b>	<b>12:15:33.839</b>
15 -	59.426	0.464	73.17	12:16:33.265
16 -	58.976 (2)	0.014	73.73	12:17:32.241
17 -	59.173	0.211	73.48	12:18:31.414
18 -	59.455	0.493	73.14	12:19:30.869
19 -	59.816	0.854	72.69	12:20:30.685

### P11 11 Sam JARVIS

LAP	LAP TIME	DIFF	MPH	TIME OF DAY
1 -	1:11.515	12.438	60.80	12:01:15.036
2 -	1:01.471	2.394	70.74	12:02:16.507
3 -	59.944	0.867	72.54	12:03:16.451
4 -	1:02.674	3.597	69.38	12:04:19.125
5 -	59.381	0.304	73.23	12:05:18.506
6 -	59.560	0.483	73.01	12:06:18.066
7 -	59.586	0.509	72.98	12:07:17.652
8 -	59.654	0.577	72.89	12:08:17.306
9 -	1:05.631	6.554	66.25	12:09:22.937
10 -	1:14.798	15.721	58.13	12:10:37.735
11 -	1:38.418	39.341	44.18	12:12:16.153
12 -	1:18.795	19.718	55.18	12:13:34.948
13 -	59.486	0.409	73.10	12:14:34.434
<b>14 -</b>	<b>59.077 (1)</b>		<b>73.60</b>	<b>12:15:33.511</b>
15 -	59.942	0.865	72.54	12:16:33.453
16 -	59.145 (2)	0.068	73.52	12:17:32.598
17 -	59.156 (3)	0.079	73.51	12:18:31.754
18 -	59.559	0.482	73.01	12:19:31.313
19 -	59.675	0.598	72.87	12:20:30.988

### P12 31 Bryn GRIFFITHS (M)

LAP	LAP TIME	DIFF	MPH	TIME OF DAY
1 -	1:10.789	11.324	61.42	12:01:14.310
2 -	1:00.297	0.832	72.11	12:02:14.607
3 -	1:01.082	1.617	71.19	12:03:15.689
4 -	1:12.505	13.040	59.97	12:04:28.194

Weather / Track : Bright / Dry

Brands Hatch Indy  
Circuit Length = 1.2079 miles  
Start: 12:00 Flag 12:20 End: 12:21

# BRSCC Mazda MX-5 Championship - 2B

## RACE 8 - LAP ANALYSIS

DIFF = Difference To Personal Best Lap

5 -	59.657 (2)	0.192	72.89	12:05:27.851
6 -	1:00.282	0.817	72.13	12:06:28.133
7 -	59.732 (3)	0.267	72.80	12:07:27.865
8 -	59.955	0.490	72.53	12:08:27.820
9 -	1:04.453	4.988	67.46	12:09:32.273
10 -	1:11.782	12.317	60.58	12:10:44.055
11 -	1:39.195	39.730	43.83	12:12:23.250
12 -	1:15.880	16.415	57.30	12:13:39.130
13 -	1:02.916	3.451	69.11	12:14:42.046
14 -	1:00.809	1.344	71.51	12:15:42.855
15 -	1:00.047	0.582	72.42	12:16:42.902
16 -	59.861	0.396	72.64	12:17:42.763
17 -	1:00.223	0.758	72.20	12:18:42.986
18 -	1:00.142	0.677	72.30	12:19:43.128
19 -	59.465 (1)		73.12	12:20:42.593

### P13 45 Graham RUMSEY (M)

LAP	LAP TIME	DIFF	MPH	TIME OF DAY
1 -	1:14.447	14.447	58.41	12:01:17.968
2 -	1:00.843	0.843	71.47	12:02:18.811
3 -	1:00.361	0.361	72.04	12:03:19.172
4 -	1:02.890	2.890	69.14	12:04:22.062
5 -	1:00.264	0.264	72.15	12:05:22.326
6 -	1:00.000 (1)		72.47	12:06:22.326
7 -	1:00.576	0.576	71.78	12:07:22.902
8 -	1:00.238 (3)	0.238	72.19	12:08:23.140
9 -	1:04.027	4.027	67.91	12:09:27.167
10 -	1:14.136	14.136	58.65	12:10:41.303
11 -	1:38.814	38.814	44.00	12:12:20.117
12 -	1:17.669	17.669	55.98	12:13:37.786
13 -	1:02.225	2.225	69.88	12:14:40.011
14 -	1:00.570	0.570	71.79	12:15:40.581
15 -	1:00.817	0.817	71.50	12:16:41.398
16 -	1:00.412	0.412	71.98	12:17:41.810
17 -	1:00.310	0.310	72.10	12:18:42.120
18 -	1:00.518	0.518	71.85	12:19:42.638
19 -	1:00.177 (2)	0.177	72.26	12:20:42.815

### P14 20 Christopher GINN (M)

LAP	LAP TIME	DIFF	MPH	TIME OF DAY
1 -	1:14.934	14.773	58.03	12:01:18.455
2 -	1:01.641	1.480	70.54	12:02:20.096
3 -	1:00.930	0.769	71.37	12:03:21.026
4 -	1:02.109	1.948	70.01	12:04:23.135
5 -	1:00.504	0.343	71.87	12:05:23.639
6 -	1:00.161 (1)		72.28	12:06:23.800
7 -	1:00.285 (3)	0.124	72.13	12:07:24.085
8 -	1:00.188 (2)	0.027	72.25	12:08:24.273
9 -	1:03.694	3.533	68.27	12:09:27.967
10 -	1:13.963	13.802	58.79	12:10:41.930
11 -	1:39.042	38.881	43.90	12:12:20.972
12 -	1:17.314	17.153	56.24	12:13:38.286
13 -	1:01.181	1.020	71.07	12:14:39.467
14 -	1:00.556	0.395	71.81	12:15:40.023
15 -	1:00.775	0.614	71.55	12:16:40.798
16 -	1:01.157	0.996	71.10	12:17:41.955
17 -	1:00.710	0.549	71.62	12:18:42.665
18 -	1:00.521	0.360	71.85	12:19:43.186
19 -	1:00.285 (3)	0.124	72.13	12:20:43.471

DIFF = Difference To Personal Best Lap

P15 27 Christian DANN				
LAP	LAP TIME	DIFF	MPH	TIME OF DAY
1 -	1:13.262	13.499	59.35	12:01:16.783
2 -	1:00.967	1.204	71.32	12:02:17.750
3 -	1:00.484	0.721	71.89	12:03:18.234
4 -	1:02.148	2.385	69.97	12:04:20.382
5 -	1:00.780	1.017	71.54	12:05:21.162
6 -	59.944 (2)	0.181	72.54	12:06:21.106
7 -	1:00.628	0.865	71.72	12:07:21.734
8 -	1:00.479	0.716	71.90	12:08:22.213
9 -	1:04.113	4.350	67.82	12:09:26.326
10 -	1:14.289	14.526	58.53	12:10:40.615
11 -	1:38.950	39.187	43.94	12:12:19.565
12 -	1:18.616	18.853	55.31	12:13:38.181
13 -	1:03.629	3.866	68.34	12:14:41.810
14 -	1:00.539	0.776	71.83	12:15:42.349
15 -	59.763 (1)		72.76	12:16:42.112
16 -	1:00.201 (3)	0.438	72.23	12:17:42.313
17 -	1:00.472	0.709	71.91	12:18:42.785
18 -	1:00.737	0.974	71.59	12:19:43.522
19 -	1:00.387	0.624	72.01	12:20:43.909

### P16 25 Ivan LEARY (M)

LAP	LAP TIME	DIFF	MPH	TIME OF DAY
1 -	1:26.091	26.626	50.51	12:01:29.612
2 -	1:00.390	0.925	72.00	12:02:30.002
3 -	59.610 (2)	0.145	72.95	12:03:29.612
4 -	1:00.539	1.074	71.83	12:04:30.151
5 -	1:00.572	1.107	71.79	12:05:30.723
6 -	59.754 (3)	0.289	72.77	12:06:30.477
7 -	59.917	0.452	72.57	12:07:30.394
8 -	59.465 (1)		73.12	12:08:29.859
9 -	1:07.453	7.988	64.46	12:09:37.312
10 -	1:08.657	9.192	63.33	12:10:45.969
11 -	1:39.060	39.595	43.89	12:12:25.029
12 -	1:15.138	15.673	57.87	12:13:40.167
13 -	1:01.982	2.517	70.15	12:14:42.149
14 -	1:00.614	1.149	71.74	12:15:42.763
15 -	1:00.058	0.593	72.40	12:16:42.821
16 -	1:00.240	0.775	72.18	12:17:43.061
17 -	1:00.224	0.759	72.20	12:18:43.285
18 -	1:00.576	1.111	71.78	12:19:43.861
19 -	1:00.262	0.797	72.16	12:20:44.123

### P17 14 Elliott HANN

LAP	LAP TIME	DIFF	MPH	TIME OF DAY
1 -	1:13.790	13.956	58.93	12:01:17.311
2 -	1:01.937	2.103	70.21	12:02:19.248
3 -	1:00.115	0.281	72.33	12:03:19.363
4 -	1:01.796	1.962	70.37	12:04:21.159
5 -	1:00.488	0.654	71.89	12:05:21.647
6 -	59.952 (3)	0.118	72.53	12:06:21.599
7 -	59.882 (2)	0.048	72.61	12:07:21.481
8 -	1:00.496	0.662	71.88	12:08:21.977
9 -	1:03.687	3.853	68.28	12:09:25.664
10 -	1:14.068	14.234	58.71	12:10:39.732
11 -	1:39.249	39.415	43.81	12:12:18.981
12 -	1:19.063	19.229	55.00	12:13:38.044
13 -	1:03.826	3.992	68.13	12:14:41.870
14 -	1:00.337	0.503	72.07	12:15:42.207
15 -	1:00.436	0.602	71.95	12:16:42.643
16 -	1:00.314	0.480	72.09	12:17:42.957

Brands Hatch Indy

Circuit Length = 1.2079 miles

Start: 12:00 Flag 12:20 End: 12:21

Weather / Track : Bright / Dry



# BRSCC Mazda MX-5 Championship - 2B

## RACE 8 - LAP ANALYSIS

DIFF = Difference To Personal Best Lap

17 -	1:00.935	1.101	71.36	12:18:43.892
18 -	1:00.568	0.734	71.79	12:19:44.460
19 -	<b>59.834 (1)</b>		<b>72.67</b>	<b>12:20:44.294</b>

### P18 37 Tim DORE (M)

LAP	LAP TIME	DIFF	MPH	TIME OF DAY
1 -	1:12.550	13.028	59.93	12:01:16.071
2 -	1:01.490	1.968	70.72	12:02:17.561
3 -	1:00.048	0.526	72.41	12:03:17.609
4 -	1:01.833	2.311	70.32	12:04:19.442
5 -	59.869	0.347	72.63	12:05:19.311
6 -	59.841	0.319	72.66	12:06:19.152
7 -	59.957	0.435	72.52	12:07:19.109
8 -	1:00.570	1.048	71.79	12:08:19.679
9 -	<b>1:05.503</b>	5.981	66.38	<b>12:09:25.182</b>
10 -	<b>1:13.847</b>	14.325	58.88	<b>12:10:39.029</b>
11 -	<b>1:38.855</b>	39.333	43.98	<b>12:12:17.884</b>
12 -	1:19.856	20.334	54.45	12:13:37.740
13 -	1:00.282	0.760	72.13	12:14:38.022
14 -	1:06.085	6.563	65.80	12:15:44.107
15 -	1:01.017	1.495	71.26	12:16:45.124
16 -	59.724 (3)	0.202	72.81	12:17:44.848
17 -	1:01.024	1.502	71.26	12:18:45.872
18 -	<b>59.522 (1)</b>		<b>73.05</b>	<b>12:19:45.394</b>
19 -	59.613 (2)	0.091	72.94	12:20:45.007

### P19 10 Thomas MALLETT

LAP	LAP TIME	DIFF	MPH	TIME OF DAY
1 -	1:12.909	13.441	59.64	12:01:16.430
2 -	1:01.915	2.447	70.23	12:02:18.345
3 -	1:02.279	2.811	69.82	12:03:20.624
4 -	1:02.927	3.459	69.10	12:04:23.551
5 -	1:00.774	1.306	71.55	12:05:24.325
6 -	1:00.187	0.719	72.25	12:06:24.512
7 -	59.871 (2)	0.403	72.63	12:07:24.383
8 -	1:00.032	0.564	72.43	12:08:24.415
9 -	<b>1:04.257</b>	4.789	67.67	<b>12:09:28.672</b>
10 -	<b>1:13.850</b>	14.382	58.88	<b>12:10:42.522</b>
11 -	<b>1:39.238</b>	39.770	43.81	<b>12:12:21.760</b>
12 -	1:16.777	17.309	56.63	12:13:38.537
13 -	1:03.459	3.991	68.52	12:14:41.996
14 -	1:02.417	2.949	69.67	12:15:44.413
15 -	1:00.898	1.430	71.40	12:16:45.311
16 -	1:00.009 (3)	0.541	72.46	12:17:45.320
17 -	1:00.135	0.667	72.31	12:18:45.455
18 -	<b>59.468 (1)</b>		<b>73.12</b>	<b>12:19:44.923</b>
19 -	1:00.204	0.736	72.23	12:20:45.127

### P20 191 Andrew BARRETT (M)

LAP	LAP TIME	DIFF	MPH	TIME OF DAY
1 -	1:15.828	16.008	57.34	12:01:19.349
2 -	1:01.372	1.552	70.85	12:02:20.721
3 -	1:00.634	0.814	71.71	12:03:21.355
4 -	1:03.148	3.328	68.86	12:04:24.503
5 -	1:00.879	1.059	71.43	12:05:25.382
6 -	1:00.723	0.903	71.61	12:06:26.105
7 -	1:00.669	0.849	71.67	12:07:26.774
8 -	<b>1:00.636</b>	0.816	71.71	<b>12:08:27.410</b>
9 -	<b>1:04.444</b>	4.624	67.47	<b>12:09:31.854</b>
10 -	<b>1:11.616</b>	11.796	60.72	<b>12:10:43.470</b>
11 -	<b>1:39.184</b>	39.364	43.84	<b>12:12:22.654</b>
12 -	1:16.116	16.296	57.13	12:13:38.770

DIFF = Difference To Personal Best Lap

13 -	1:03.419	3.599	68.56	12:14:42.189
14 -	1:01.677	1.857	70.50	12:15:43.866
15 -	<b>59.820 (1)</b>		<b>72.69</b>	<b>12:16:43.686</b>
16 -	1:00.244 (3)	0.424	72.18	12:17:43.930
17 -	1:04.598	4.778	67.31	12:18:48.528
18 -	1:00.232 (2)	0.412	72.19	12:19:48.760
19 -	1:00.503	0.683	71.87	12:20:49.263

### P21 90 Bruce ROBINSON (M)

LAP	LAP TIME	DIFF	MPH	TIME OF DAY
1 -	1:17.693	17.536	55.97	12:01:21.214
2 -	1:00.378 (3)	0.221	72.02	12:02:21.592
3 -	1:00.300 (2)	0.143	72.11	12:03:21.892
4 -	1:03.366	3.209	68.62	12:04:25.258
5 -	<b>1:00.157 (1)</b>		<b>72.28</b>	<b>12:05:25.415</b>
6 -	1:00.471	0.314	71.91	12:06:25.886
7 -	1:01.200	1.043	71.05	12:07:27.086
8 -	<b>1:01.010</b>	0.853	71.27	<b>12:08:28.096</b>
9 -	<b>1:05.272</b>	5.115	66.62	<b>12:09:33.368</b>
10 -	<b>1:11.401</b>	11.244	60.90	<b>12:10:44.769</b>
11 -	<b>1:39.411</b>	39.254	43.74	<b>12:12:24.180</b>
12 -	1:15.690	15.533	57.45	12:13:39.870
13 -	1:02.632	2.475	69.43	12:14:42.502
14 -	1:02.268	2.111	69.83	12:15:44.770
15 -	1:01.156	0.999	71.10	12:16:45.926
16 -	1:00.699	0.542	71.64	12:17:46.625
17 -	1:01.534	1.377	70.66	12:18:48.159
18 -	1:00.923	0.766	71.37	12:19:49.082
19 -	1:00.475	0.318	71.90	12:20:49.557

### P22 42 Toby OWEN

LAP	LAP TIME	DIFF	MPH	TIME OF DAY
1 -	1:17.296	16.681	56.25	12:01:20.817
2 -	1:01.622	1.007	70.56	12:02:22.439
3 -	1:01.166	0.551	71.09	12:03:23.605
4 -	1:04.443	3.828	67.47	12:04:28.048
5 -	1:02.199	1.584	69.91	12:05:30.247
6 -	1:01.174	0.559	71.08	12:06:31.421
7 -	1:01.067	0.452	71.21	12:07:32.488
8 -	<b>1:02.573</b>	1.958	69.49	<b>12:08:35.061</b>
9 -	<b>1:08.835</b>	8.220	63.17	<b>12:09:43.896</b>
10 -	<b>1:05.501</b>	4.886	66.38	<b>12:10:49.397</b>
11 -	<b>1:39.315</b>	38.700	43.78	<b>12:12:28.712</b>
12 -	1:16.050	15.435	57.18	12:13:44.762
13 -	1:00.986 (3)	0.371	71.30	12:14:45.748
14 -	<b>1:00.615 (1)</b>		<b>71.74</b>	<b>12:15:46.363</b>
15 -	1:00.977 (2)	0.362	71.31	12:16:47.340
16 -	1:03.794	3.179	68.16	12:17:51.134
17 -	1:02.075	1.460	70.05	12:18:53.209
18 -	1:02.444	1.829	69.64	12:19:55.653
19 -	1:02.536	1.921	69.53	12:20:58.189

### P23 78 Richard BARTLETT (M)

LAP	LAP TIME	DIFF	MPH	TIME OF DAY
1 -	1:15.378	14.699	57.68	12:01:18.899
2 -	1:02.457	1.778	69.62	12:02:21.356
3 -	1:01.626	0.947	70.56	12:03:22.982
4 -	1:03.193	2.514	68.81	12:04:26.175
5 -	1:00.986 (3)	0.307	71.30	12:05:27.161
6 -	1:02.672	1.993	69.38	12:06:29.833
7 -	1:01.079	0.400	71.19	12:07:30.912
8 -	<b>1:02.156</b>	1.477	69.96	<b>12:08:33.068</b>

Weather / Track : Bright / Dry

Brands Hatch Indy  
Circuit Length = 1.2079 miles  
Start: 12:00 Flag 12:20 End: 12:21

# BRSCC Mazda MX-5 Championship - 2B

## RACE 8 - LAP ANALYSIS

DIFF = Difference To Personal Best Lap

9 -	1:09.513	8.834	62.55	12:09:42.581
10 -	1:05.671	4.992	66.21	12:10:48.252
11 -	1:39.684	39.005	43.62	12:12:27.936
12 -	1:16.630	15.951	56.74	12:13:44.566
13 -	1:03.753	3.074	68.21	12:14:48.319
14 -	1:00.769 (2)	0.090	71.55	12:15:49.088
15 -	1:00.679 (1)		71.66	12:16:49.767
16 -	1:01.637	0.958	70.55	12:17:51.404
17 -	1:01.463	0.784	70.75	12:18:52.867
18 -	1:05.737	5.058	66.15	12:19:58.604
19 -	1:03.906	3.227	68.04	12:21:02.510

### P24 68 Ashley HEATH (M)

LAP	LAP TIME	DIFF	MPH	TIME OF DAY
1 -	1:17.635	17.281	56.01	12:01:21.156
2 -	1:02.062	1.708	70.06	12:02:23.218
3 -	1:00.696	0.342	71.64	12:03:23.914
4 -	1:02.956	2.602	69.07	12:04:26.870
5 -	1:00.576 (2)	0.222	71.78	12:05:27.446
6 -	1:00.354 (1)		72.05	12:06:27.800
7 -	1:00.947	0.593	71.35	12:07:28.747
8 -	1:03.286	2.932	68.71	12:08:32.033
9 -	1:07.530	7.176	64.39	12:09:39.563
10 -	1:07.077	6.723	64.83	12:10:46.640
11 -	1:39.659	39.305	43.63	12:12:26.299
12 -	1:16.745	16.391	56.66	12:13:43.044
13 -	1:00.827	0.473	71.49	12:14:43.871
14 -	1:01.401	1.047	70.82	12:15:45.272
15 -	1:02.337	1.983	69.75	12:16:47.609
16 -	1:01.217	0.863	71.03	12:17:48.826
17 -	1:00.578 (3)	0.224	71.78	12:18:49.404
18 -	1:12.239	11.885	60.19	12:20:01.643
19 -	1:01.235	0.881	71.01	12:21:02.878

### P25 21 Chris MOLLOY (M)

LAP	LAP TIME	DIFF	MPH	TIME OF DAY
1 -	1:20.316	20.353	54.14	12:01:23.837
2 -	1:02.964	3.001	69.06	12:02:26.801
3 -	1:01.479	1.516	70.73	12:03:28.280
4 -	1:03.123	3.160	68.89	12:04:31.403
5 -	1:00.463 (3)	0.500	71.92	12:05:31.866
6 -	1:01.642	1.679	70.54	12:06:33.508
7 -	1:00.806	0.843	71.51	12:07:34.314
8 -	1:01.518	1.555	70.68	12:08:35.832
9 -	1:09.576	9.613	62.50	12:09:45.408
10 -	1:04.844	4.881	67.06	12:10:50.252
11 -	1:39.248	39.285	43.81	12:12:29.500
12 -	1:16.541	16.578	56.81	12:13:46.041
13 -	1:01.411	1.448	70.81	12:14:47.452
14 -	1:01.009	1.046	71.27	12:15:48.461
15 -	1:00.263 (2)	0.300	72.16	12:16:48.724
16 -	1:01.610	1.647	70.58	12:17:50.334
17 -	59.963 (1)		72.52	12:18:50.297
18 -	1:00.487	0.524	71.89	12:19:50.784
19 -	1:13.369	13.406	59.27	12:21:04.153

### P26 53 Jonathan FIELDSEND (M)

LAP	LAP TIME	DIFF	MPH	TIME OF DAY
1 -	1:18.956	17.290	55.07	12:01:22.477
2 -	1:02.248	0.582	69.85	12:02:24.725
3 -	1:02.068	0.402	70.06	12:03:26.793
4 -	1:02.705	1.039	69.35	12:04:29.498

DIFF = Difference To Personal Best Lap

5 -	1:01.943	0.277	70.20	12:05:31.441
6 -	1:01.892	0.226	70.26	12:06:33.333
7 -	1:01.934	0.268	70.21	12:07:35.267
8 -	1:02.273	0.607	69.83	12:08:37.540
9 -	1:09.490	7.824	62.57	12:09:47.030
10 -	1:05.319	3.653	66.57	12:10:52.349
11 -	1:38.047	36.381	44.35	12:12:30.396
12 -	1:17.954	16.288	55.78	12:13:48.350
13 -	1:03.857	2.191	68.09	12:14:52.207
14 -	1:01.988	0.322	70.15	12:15:54.195
15 -	1:02.290	0.624	69.81	12:16:56.485
16 -	1:01.868 (2)	0.202	70.28	12:17:58.353
17 -	1:01.666 (1)		70.51	12:19:00.019
18 -	1:01.869 (3)	0.203	70.28	12:20:01.888
19 -	1:02.923	1.257	69.10	12:21:04.811

### P27 73 Jon WOOD (M)

LAP	LAP TIME	DIFF	MPH	TIME OF DAY
1 -	1:21.012	17.672	53.67	12:01:24.533
2 -	1:05.637	2.297	66.25	12:02:30.170
3 -	1:04.002	0.662	67.94	12:03:34.172
4 -	1:03.340 (1)		68.65	12:04:37.512
5 -	1:03.882	0.542	68.07	12:05:41.394
6 -	1:03.500 (3)	0.160	68.48	12:06:44.894
7 -	1:03.987	0.647	67.96	12:07:48.881
8 -	1:10.343	7.003	61.81	12:08:59.224
9 -	1:10.961	7.621	61.28	12:10:10.185
10 -	1:12.464	9.124	60.01	12:11:22.649
11 -	1:24.167	20.827	51.66	12:12:46.816
12 -	1:11.060	7.720	61.19	12:13:57.876
13 -	1:04.463	1.123	67.45	12:15:02.339
14 -	1:04.293	0.953	67.63	12:16:06.632
15 -	1:03.802	0.462	68.15	12:17:10.434
16 -	1:03.374 (2)	0.034	68.61	12:18:13.808
17 -	1:04.081	0.741	67.86	12:19:17.889
18 -	1:04.511	1.171	67.40	12:20:22.400

### P28 34 Adam TYRRELL (M)

LAP	LAP TIME	DIFF	MPH	TIME OF DAY
1 -	1:20.119	16.849	54.27	12:01:23.640
2 -	1:05.854	2.584	66.03	12:02:29.494
3 -	1:05.234	1.964	66.66	12:03:34.728
4 -	1:04.163	0.893	67.77	12:04:38.891
5 -	1:04.258	0.988	67.67	12:05:43.149
6 -	1:04.379	1.109	67.54	12:06:47.528
7 -	1:03.329 (3)	0.059	68.66	12:07:50.857
8 -	1:09.053	5.783	62.97	12:08:59.910
9 -	1:10.920	7.650	61.31	12:10:10.830
10 -	1:12.422	9.152	60.04	12:11:23.252
11 -	1:24.221	20.951	51.63	12:12:47.473
12 -	1:10.719	7.449	61.49	12:13:58.192
13 -	1:04.462	1.192	67.45	12:15:02.654
14 -	1:03.285 (2)	0.015	68.71	12:16:05.939
15 -	1:03.270 (1)		68.73	12:17:09.209
16 -	1:04.055	0.785	67.88	12:18:13.264
17 -	1:04.610	1.340	67.30	12:19:17.874
18 -	1:05.217	1.947	66.67	12:20:23.091

### P29 98 Oliver SIGHE

LAP	LAP TIME	DIFF	MPH	TIME OF DAY
1 -	1:11.779	12.521	60.58	12:01:15.300
2 -	1:00.983	1.725	71.30	12:02:16.283

Weather / Track : Bright / Dry

Brands Hatch Indy

Circuit Length = 1.2079 miles

Start: 12:00 Flag 12:20 End: 12:21

# BRSCC Mazda MX-5 Championship - 2B

## RACE 8 - LAP ANALYSIS

DIFF = Difference To Personal Best Lap

3 -	59.814	0.556	72.70	12:03:16.097
4 -	1:01.553	2.295	70.64	12:04:17.650
<b>5 -</b>	<b>59.258 (1)</b>		<b>73.38</b>	<b>12:05:16.908</b>
6 -	59.308 (2)	0.050	73.32	12:06:16.216
7 -	59.619 (3)	0.361	72.93	12:07:15.835
<b>8 -</b>	<b>5:18.492</b>	4:19.234	13.65	<b>12:12:34.327</b>
9 -	1:12.590	13.332	59.90	12:13:46.917
10 -	1:00.730	1.472	71.60	12:14:47.647
11 -	1:00.504	1.246	71.87	12:15:48.151
12 -	1:00.148	0.890	72.29	12:16:48.299
13 -	1:00.656	1.398	71.69	12:17:48.955
14 -	1:00.653	1.395	71.69	12:18:49.608
15 -	1:00.673	1.415	71.67	12:19:50.281
16 -	1:00.111	0.853	72.34	12:20:50.392

### P30 2 Jake STYLES

LAP	LAP TIME	DIFF	MPH	TIME OF DAY
1 -	1:14.258	14.323	58.56	12:01:17.779
2 -	1:01.691	1.756	70.49	12:02:19.470
3 -	1:00.480 (3)	0.545	71.90	12:03:19.950
4 -	1:02.750	2.815	69.30	12:04:22.700
<b>5 -</b>	<b>4:51.461 P</b>	3:51.526	14.92	<b>12:09:14.161</b>
6 -	1:22.061	22.126	52.99	12:10:36.222
<b>7 -</b>	<b>1:38.918</b>	38.983	43.96	<b>12:12:15.140</b>
8 -	1:19.647	19.712	54.59	12:13:34.787
9 -	1:02.463	2.528	69.61	12:14:37.250
10 -	1:02.549	2.614	69.52	12:15:39.799
11 -	1:01.761	1.826	70.41	12:16:41.560
12 -	1:00.930	0.995	71.37	12:17:42.490
13 -	1:04.043	4.108	67.90	12:18:46.533
<b>14 -</b>	<b>59.935 (1)</b>		<b>72.55</b>	<b>12:19:46.468</b>
15 -	1:00.217 (2)	0.282	72.21	12:20:46.685

# BRSCC Mazda MX-5 Championship - 2B

## RACE 8 - STATISTICS

**Competitors Started** 30  
**Planned Start** 2019-03-24 @ 12:10:00.000  
**Actual Start** 2019-03-24 @ 12:00:03.520  
**Finish Time** 2019-03-24 @ 12:20:17.417  
**Track Length** 1.2079mi.  
**Total Laps** 561  
**Total Distance Covered** 677.6574mi.

### Session Fastest Lap History

NO	NAME	LAP TIME	TIME OF DAY	LAP	VEHICLE
56	Thomas JENKINS	1:07.131	12:01:10.664	1	Mazda MX-5 Mk1
65	William HAYDEN	58.865	12:02:09.906	2	Mazda MX-5 Mk1
65	William HAYDEN	58.300	12:03:08.206	3	Mazda MX-5 Mk1
666	David WATERS	58.274	12:03:11.713	3	Mazda MX-5 Mk1
65	William HAYDEN	58.240	12:08:00.285	8	Mazda MX-5 Mk1
54	Marcus BAILEY (M)	58.165	12:15:26.583	14	Mazda MX-5 Mk1
65	William HAYDEN	58.031	12:16:24.305	15	Mazda MX-5 Mk1
666	David WATERS	57.959	12:18:24.249	17	Mazda MX-5 Mk1

### Session Leader History

NO	NAME	FROM LAP	LAPS LED	DISTANCE	VEHICLE
56	Thomas JENKINS	1	1	1.20 miles	Mazda MX-5 Mk1
65	William HAYDEN	2	18	21.74 miles	Mazda MX-5 Mk1

### Flag History

TYPE	TIME OF DAY
GREEN	12:00:03.520
SAFETY	12:08:27.409
GREEN	12:13:25.550
FINISH	12:20:17.417

### Flag Statistics

TYPE	COUNT	TOTAL LAPS	TOTAL TIME
Green	2	15	15:15.755
Red	0	0	0.000
Safety Car	1	3	4:58.141
FCY	0	0	0.000

Weather / Track : Bright / Dry

These results are provisional until the conclusion of any judicial and technical matters.

Brands Hatch Indy

Circuit Length = 1.2079 miles


Start: 12:00 Flag 12:20 End: 12:21

Clerk Of Course :		Timekeeper :
-------------------	--	--------------

**BRSCC Mazda MX-5 Championship - 3A**
**RACE 13 - GRID - AMENDED (20 minutes)**

ROW 16	31	<b>56</b> Thomas JENKINS	32	<b>3</b> Richard WOOTTEN
ROW 15	29	<b>54</b> Marcus BAILEY (M)	30	<b>666</b> David WATERS
ROW 14	27	<b>80</b> Peter TYLER (M)	28	<b>65</b> William HAYDEN
ROW 13	25	<b>30</b> Dave TURTON	26	<b>61</b> Richard BAXTER
ROW 12	23	<b>7</b> Adrian BURGE (M)	24	<b>544</b> Jack MOODY
ROW 11	21	<b>44</b> Yoshihiro ITO	22	<b>24</b> Oliver GRAHAM
ROW 10	19	<b>91</b> Tom SMITH	20	<b>55</b> Matt POLLARD
ROW 9	17	<b>72</b> Matt LUFF	18	<b>8</b> Lewis CANNON
ROW 8	15	<b>40</b> Ben HANCY	16	<b>26</b> Charlie RAWLES
ROW 7	13	<b>81</b> Sebastian FISHER	14	<b>13</b> Scott LEACH (M)
ROW 6	11	<b>107</b> Jake BAILEY	12	<b>33</b> Jason GREATREX (M)
ROW 5	9	<b>29</b> Adam CRAIG	10	<b>23</b> Martin TOLLEY (M)
ROW 4	7	<b>88</b> Stuart SYMONDS	8	<b>77</b> Steve FODEN
ROW 3	5	<b>63</b> Oliver ALLWOOD	6	<b>4</b> Adam BESSELL
ROW 2	3	<b>41</b> Joe WIGGIN	4	<b>83</b> Brian TROTT (M)
ROW 1	1	<b>71</b> Ben SHORT	2	<b>1</b> Will BLACKWELL-CHAMBERS

**Pole**



 Brands Hatch Indy  
 Circuit Length = 1.2079 miles


**These results are provisional until the conclusion of any judicial and technical matters.**

Clerk Of Course :		Timekeeper :
-------------------	--	--------------

 Results can be found at [www.tsl-timing.com](http://www.tsl-timing.com)

Printed - 14:10 Sunday, 24 March 2019

**BRSCC Mazda MX-5 Championship - 3B**
**RACE 15 - GRID - AMENDED 2 (20 minutes)**

ROW 15	29	21	Matthew FLETCHER				
ROW 14		27	98	Oliver SIGHE	28	2	Jake STYLES
ROW 13	25	73	Jon WOOD (M)	26	34	Adam TYRRELL (M)	
ROW 12		23	68	Ashley HEATH (M)	24	53	Jonathan FIELDSSEND (M)
ROW 11	21	42	Toby OWEN	22	78	Richard BARTLETT (M)	
ROW 10		19	90	Bruce ROBINSON (M)	20	45	Graham RUMSEY (M)
ROW 9	17	10	Thomas MALLETT	18	191	Andrew BARRETT (M)	
ROW 8		15	14	Elliott HANN	16	37	Tim DORE (M)
ROW 7	13	27	Christian DANN	14	25	Ivan LEARY (M)	
ROW 6		11	31	Bryn GRIFFITHS (M)	12	20	Christopher GINN (M)
ROW 5	9	11	Sam JARVIS	10	57	Oliver JENKINS	
ROW 4		7	722	Alan HAWKINS (M)	8	22	Owen MILLS
ROW 3	5	74	Clive CHISNALL (M)	6	43	Joseph WILLMOTT	
ROW 2		3	60	Nick LE DOYEN (M)	4	5	John LANGRIDGE
ROW 1	1	96	Charles MUGGLESTONE	2	82	Michael KNIBBS	
<b>Pole</b>							
							

Car 45, 57 and 98 - change of grid position as 10 second penalty applied to race result

Brands Hatch Indy  
 Circuit Length = 1.2079 miles

**These results are provisional until the conclusion of any judicial and technical matters.**

Clerk Of Course :		Timekeeper :

Results can be found at [www.tsl-timing.com](http://www.tsl-timing.com)

Printed - 15:24 Sunday, 24 March 2019

# BRSCC Mazda MX-5 Championship - 3A

## RACE 13 - CLASSIFICATION

POS	NO	NAME	ENTRY	LAPS	TIME	GAP	DIFF	MPH	BEST	ON
1	71	Ben SHORT	Mazda MX-5 Mk1	19	20:51.401			66.02	57.700	11
2	83	Brian TROTT (M)	Mazda MX-5 Mk1	19	20:51.794	0.393	0.393	66.00	57.692	11
3	41	Joe WIGGIN	Mazda MX-5 Mk1	19	20:52.042	0.641	0.248	65.99	57.519	15
4	1	Will BLACKWELL-CHAMBERS	Mazda MX-5 Mk1	19	20:52.245	0.844	0.203	65.98	57.608	15
5	63	Oliver ALLWOOD	Mazda MX-5 Mk1	19	20:52.374	0.973	0.129	65.97	57.329	17
6	88	Stuart SYMONDS	Mazda MX-5 Mk1	19	20:55.513	4.112	3.139	65.80	57.597	11
7	77	Steve FODEN	Mazda MX-5 Mk1	19	20:55.635	4.234	0.122	65.80	57.646	9
8	4	Adam BESSELL	Mazda MX-5 Mk1	19	20:55.938	4.537	0.303	65.78	57.656	9
9	29	Adam CRAIG	Mazda MX-5 Mk1	19	20:56.903	5.502	0.965	65.73	57.817	14
10	72	Matt LUFF	Mazda MX-5 Mk1	19	21:01.289	9.888	4.386	65.50	57.610	9
11	23	Martin TOLLEY (M)	Mazda MX-5 Mk1	19	21:01.778	10.377	0.489	65.48	57.800	6
12	33	Jason GREATREX (M)	Mazda MX-5 Mk1	19	21:01.856	10.455	0.078	65.47	58.056	6
13	55	Matt POLLARD	Mazda MX-5 Mk1	19	21:06.379	14.978	4.523	65.24	57.924	4
14	8	Lewis CANNON	Mazda MX-5 Mk1	19	21:07.386	15.985	1.007	65.19	58.168	15
15	81	Sebastian FISHER	Mazda MX-5 Mk1	19	21:09.252	17.851	1.866	65.09	58.014	9
16	40	Ben HANCY	Mazda MX-5 Mk1	19	21:10.289	18.888	1.037	65.04	58.318	17
17	26	Charlie RAWLES	Mazda MX-5 Mk1	19	21:10.773	19.372	0.484	65.01	58.215	17
18	107	Jake BAILEY	Mazda MX-5 Mk1	19	21:17.306	25.905	6.533	64.68	58.372	9
19	666	David WATERS	Mazda MX-5 Mk1	19	21:17.435	26.034	0.129	64.67	57.805	14
20	91	Tom SMITH	Mazda MX-5 Mk1	19	21:19.478	28.077	2.043	64.57	58.612	16
21	65	William HAYDEN	Mazda MX-5 Mk1	19	21:19.614	28.213	0.136	64.56	58.230	9
22	54	Marcus BAILEY (M)	Mazda MX-5 Mk1	19	21:19.915	28.514	0.301	64.55	58.191	16
23	44	Yoshihiro ITO	Mazda MX-5 Mk1	19	21:20.172	28.771	0.257	64.54	58.331	16
24	61	Richard BAXTER	Mazda MX-5 Mk1	19	21:20.579	29.178	0.407	64.52	58.306	5
25	544	Jack MOODY	Mazda MX-5 Mk1	19	21:23.828	32.427	3.249	64.35	58.767	17
26	30	Dave TURTON	Mazda MX-5 Mk1	19	21:23.860	32.459	0.032	64.35	58.494	8
27	24	Oliver GRAHAM	Mazda MX-5 Mk1	19	21:23.988	32.587	0.128	64.34	58.537	14
28	7	Adrian BURGE (M)	Mazda MX-5 Mk1	19	21:24.294	32.893	0.306	64.33	58.556	14
29	56	Thomas JENKINS	Mazda MX-5 Mk1	19	21:24.785	33.384	0.491	64.30	58.670	14
30	13	Scott LEACH (M)	Mazda MX-5 Mk1	19	21:30.778	39.377	5.993	64.01	58.407	2
31	80	Peter TYLER (M)	Mazda MX-5 Mk1	19	21:32.944	41.543	2.166	63.90	58.800	14
32	3	Richard WOOTTEN	Mazda MX-5 Mk1	19	21:49.724	58.323	16.780	63.08	59.359	4

### FASTEST LAP

63	Oliver ALLWOOD	Mazda MX-5 Mk1	17	57.329	75.85 mph	122.07 kph
----	----------------	----------------	----	--------	-----------	------------

Weather / Track : Bright / Dry

These results are provisional until the conclusion of any judicial and technical matters.

Brands Hatch Indy

Circuit Length = 1.2079 miles

Start: 15:13 Flag 15:34 End: 15:35

Clerk Of Course :

Timekeeper :

# BRSCC Mazda MX-5 Championship - 3A

## RACE 13 - LAP CHART

LAP 1 @ 15:16:52.352			LAP 2 @ 15:17:51.276			LAP 3 @ 15:18:49.258			LAP 4 @ 15:19:47.066			LAP 5 @ 15:20:44.970		
NO	BEHIND	LAP TIME	NO	BEHIND	LAP TIME	NO	BEHIND	LAP TIME	NO	BEHIND	LAP TIME	NO	BEHIND	LAP TIME
71		3:27.866	71		58.924	71		57.982	71		57.808	71		57.904
83	0.641	3:28.507	83	0.133	58.416	83	0.191	58.040	83	0.262	57.879	83	0.236	57.878
1	0.910	3:28.776	1	0.406	58.420	1	0.343	57.919	1	0.476	57.941	1	0.369	57.797
41	1.152	3:29.018	41	0.794	58.566	41	0.720	57.908	41	0.728	57.816	41	0.674	57.850
4	1.442	3:29.308	63	0.945	58.231	63	0.868	57.905	63	0.989	57.929	63	0.781	57.696
63	1.638	3:29.504	4	1.208	58.690	4	1.402	58.176	4	1.796	58.202	4	1.947	58.055
77	1.901	3:29.767	77	1.332	58.355	77	1.682	58.332	77	1.928	58.054	77	2.049	58.025
88	2.396	3:30.262	88	1.981	58.509	88	2.261	58.262	88	2.419	57.966	88	2.494	57.979
29	2.900	3:30.766	29	2.890	58.914	29	3.023	58.115	29	3.090	57.875	29	3.305	58.119
33	3.398	3:31.264	33	3.038	58.564	33	3.519	58.463	33	3.879	58.168	33	4.072	58.097
23	3.627	3:31.493	23	3.149	58.446	23	4.017	58.850	23	4.239	58.030	23	4.427	58.092
13	4.033	3:31.899	13	3.516	58.407	8	5.846	58.719	72	6.661	58.493	72	6.844	58.087
107	4.443	3:32.309	107	4.035	58.516	72	5.976	58.190	8	7.061	59.023	8	7.454	58.297
8	5.057	3:32.923	8	5.109	58.976	55	7.484	59.354	55	7.600	57.924	55	7.778	58.082
26	5.109	3:32.975	26	5.525	59.340	26	7.537	59.994	91	9.115	59.106	40	10.112	58.799
91	5.511	3:33.377	72	5.768	58.746	91	7.817	59.537	40	9.217	59.111	26	10.867	58.915
72	5.946	3:33.812	55	6.112	58.770	40	7.914	59.539	26	9.856	1:00.127	91	11.016	59.805
55	6.266	3:34.132	91	6.262	59.675	24	8.432	59.505	544	10.540	59.759	81	11.162	58.446
40	6.362	3:34.228	40	6.357	58.919	544	8.589	59.188	81	10.620	59.715	544	11.881	59.245
24	6.393	3:34.259	24	6.909	59.440	81	8.713	59.181	24	11.302	1:00.678	24	12.309	58.911
544	6.952	3:34.818	544	7.383	59.355	44	9.266	58.895	44	11.566	1:00.108	44	12.568	58.906
7	7.225	3:35.091	81	7.514	59.039	65	10.590	59.448	107	11.896	58.783	107	12.708	58.716
81	7.399	3:35.265	44	8.353	59.361	107	10.921	1:04.868	54	12.265	58.513	54	13.035	58.674
61	7.893	3:35.759	7	8.942	1:00.641	54	11.560	59.595	65	12.334	59.552	65	13.181	58.751
44	7.916	3:35.782	65	9.124	1:00.010	7	11.763	1:00.803	61	13.524	59.274	61	13.926	58.306
65	8.038	3:35.904	61	9.638	1:00.669	61	12.058	1:00.402	7	14.099	1:00.144	30	15.330	58.968
30	8.289	3:36.155	54	9.947	1:00.476	30	12.319	1:00.105	30	14.266	59.755	666	16.057	59.538
54	8.395	3:36.261	30	10.196	1:00.831	666	13.116	1:00.313	666	14.423	59.115	7	16.430	1:00.235
80	8.944	3:36.810	80	10.592	1:00.572	80	13.354	1:00.744	56	14.703	59.014	56	16.769	59.970
3	9.166	3:37.032	666	10.785	1:00.218	56	13.497	1:00.054	80	15.379	59.833	80	17.138	59.663
666	9.491	3:37.357	3	11.343	1:01.101	3	14.074	1:00.713	3	15.625	59.359	3	17.470	59.749
56	9.514	3:37.380	56	11.425	1:00.835	13	18.514	1:12.980	13	19.869	59.163	13	21.673	59.708

Weather / Track : Bright / Dry

Brands Hatch Indy  
 Circuit Length = 1.2079 miles  
 Start: 15:13 Flag 15:34 End: 15:35



# BRSCC Mazda MX-5 Championship - 3A

## RACE 13 - LAP CHART

LAP 6 @ 15:21:43.016			LAP 7 @ 15:22:40.875			LAP 8 @ 15:23:38.960			LAP 9 @ 15:24:36.816			LAP 10 @ 15:25:34.580		
NO	BEHIND	LAP TIME	NO	BEHIND	LAP TIME	NO	BEHIND	LAP TIME	NO	BEHIND	LAP TIME	NO	BEHIND	LAP TIME
71		58.046	71		57.859	71		58.085	71		57.856	71		57.764
83	0.179	57.989	83	0.359	58.039	83	0.193	57.919	83	0.166	57.829	83	0.305	57.903
1	0.358	58.035	1	0.591	58.092	1	0.333	57.827	1	0.515	58.038	1	0.553	57.802
41	0.495	57.867	63	0.820	57.911	63	0.472	57.737	63	0.827	58.211	63	0.895	57.832
63	0.768	58.033	41	1.119	58.483	41	0.831	57.797	41	0.985	58.010	41	1.075	57.854
4	1.826	57.925	4	1.761	57.794	4	1.525	57.849	4	1.325	57.656	4	1.392	57.831
77	1.929	57.926	77	1.860	57.790	77	1.712	57.937	77	1.502	57.646	77	1.601	57.863
88	2.563	58.115	88	2.383	57.679	88	2.261	57.963	88	2.182	57.777	88	2.276	57.858
29	3.135	57.876	29	3.374	58.098	29	3.351	58.062	29	3.539	58.044	29	3.841	58.066
33	4.082	58.056	33	4.410	58.187	33	4.565	58.240	33	4.814	58.105	33	5.225	58.175
23	4.181	57.800	23	4.541	58.219	23	5.005	58.549	23	5.067	57.918	23	5.348	58.045
72	6.771	57.973	72	6.750	57.838	72	6.489	57.824	72	6.243	57.610	72	6.295	57.816
55	7.978	58.246	55	8.487	58.368	8	9.423	58.572	55	10.092	58.457	55	10.983	58.655
8	8.086	58.678	8	8.936	58.709	55	9.491	59.089	8	10.431	58.864	8	11.159	58.492
40	10.680	58.614	40	11.512	58.691	40	11.958	58.531	40	12.733	58.631	40	13.551	58.582
26	11.732	58.911	26	12.212	58.339	26	12.832	58.705	26	13.433	58.457	81	13.810	58.076
91	12.320	59.350	81	13.131	58.563	81	13.340	58.294	81	13.498	58.014	26	14.272	58.603
81	12.427	59.311	91	13.255	58.794	91	14.196	59.026	91	14.985	58.645	65	17.484	59.234
544	13.105	59.270	107	14.360	58.865	107	14.927	58.652	107	15.443	58.372	107	17.744	1:00.065
107	13.354	58.692	544	14.455	59.209	65	15.640	58.829	65	16.014	58.230	91	17.937	1:00.716
65	13.678	58.543	65	14.896	59.077	544	15.713	59.343	54	16.729	58.728	44	18.391	58.903
24	13.932	59.669	54	15.111	58.908	54	15.857	58.831	44	17.252	58.900	54	18.563	59.598
54	14.062	59.073	44	15.560	58.760	44	16.208	58.733	544	18.273	1:00.416	61	18.909	58.363
44	14.659	1:00.137	24	15.672	59.599	61	16.494	58.722	61	18.310	59.672	544	19.412	58.903
61	14.946	59.066	61	15.857	58.770	24	16.712	59.125	666	18.582	59.686	666	19.519	58.701
30	15.922	58.638	666	16.718	58.413	666	16.752	58.119	24	18.972	1:00.116	24	20.318	59.110
666	16.164	58.153	30	17.351	59.288	30	17.760	58.494	30	19.090	59.186	30	20.430	59.104
7	17.942	59.558	7	19.179	59.096	7	20.362	59.268	7	21.928	59.422	7	23.584	59.420
56	18.173	59.450	56	19.588	59.274	56	20.772	59.269	56	22.054	59.138	56	23.770	59.480
80	21.330	1:02.238	80	22.847	59.376	80	24.700	59.938	13	25.553	58.582	80	28.645	59.638
13	23.046	59.419	13	24.047	58.860	13	24.827	58.865	80	26.771	59.927	13	29.441	1:01.652
3	26.416	1:06.992	3	29.409	1:00.852	3	31.828	1:00.504	3	34.253	1:00.281	3	36.576	1:00.087

Weather / Track : Bright / Dry

Brands Hatch Indy  
 Circuit Length = 1.2079 miles  
 Start: 15:13 Flag 15:34 End: 15:35

# BRSCC Mazda MX-5 Championship - 3A

## RACE 13 - LAP CHART

LAP 11 @ 15:26:32.280			LAP 12 @ 15:27:30.224			LAP 13 @ 15:28:28.472			LAP 14 @ 15:29:26.258			LAP 15 @ 15:30:24.198		
NO	BEHIND	LAP TIME	NO	BEHIND	LAP TIME	NO	BEHIND	LAP TIME	NO	BEHIND	LAP TIME	NO	BEHIND	LAP TIME
71		57.700	71		57.944	71		58.248	71		57.786	71		57.940
83	0.297	57.692	83	0.225	57.872	83	0.185	58.208	83	0.291	57.892	83	0.164	57.813
1	0.613	57.760	1	0.374	57.705	1	0.581	58.455	41	0.923	57.893	41	0.502	57.519
41	1.516	58.141	41	1.212	57.640	41	0.816	57.852	1	1.065	58.270	1	0.733	57.608
63	1.547	58.352	63	1.769	58.166	63	2.397	58.876	63	2.462	57.851	63	1.976	57.454
4	1.617	57.925	4	2.161	58.488	88	2.921	58.837	88	3.002	57.867	88	3.161	58.099
77	1.697	57.796	88	2.332	58.103	77	3.040	58.911	77	3.112	57.858	77	3.373	58.201
88	2.173	57.597	77	2.377	58.624	4	3.104	59.191	4	3.519	58.201	4	3.949	58.370
29	4.376	58.235	29	4.662	58.230	29	4.678	58.264	29	4.709	57.817	29	4.689	57.920
33	5.846	58.321	33	6.256	58.354	33	6.485	58.477	72	7.400	58.516	72	7.548	58.088
23	6.027	58.379	23	6.884	58.801	72	6.670	57.939	23	7.627	58.317	23	7.658	57.971
72	6.349	57.754	72	6.979	58.574	23	7.096	58.460	33	7.702	59.003	33	8.300	58.538
55	11.965	58.682	55	12.309	58.288	55	12.664	58.603	55	13.149	58.271	55	13.473	58.264
8	12.347	58.888	8	12.833	58.430	8	12.932	58.347	8	13.824	58.678	8	14.052	58.168
40	14.228	58.377	40	14.776	58.492	40	14.868	58.340	40	15.855	58.773	40	16.247	58.332
81	14.444	58.334	81	14.896	58.396	81	14.933	58.285	26	16.350	58.703	81	16.741	58.275
26	14.831	58.259	26	15.314	58.427	26	15.433	58.367	81	16.406	59.259	26	17.122	58.712
65	18.980	59.196	107	19.870	58.699	107	20.300	58.678	107	21.498	58.984	107	22.374	58.816
107	19.115	59.071	65	19.876	58.840	65	20.461	58.833	65	21.614	58.939	65	22.501	58.827
91	19.257	59.020	91	20.619	59.306	91	21.225	58.854	91	22.160	58.721	666	22.662	58.231
44	19.692	59.001	61	22.131	59.842	666	22.352	58.289	666	22.371	57.805	91	23.490	59.270
54	19.843	58.980	666	22.311	59.941	44	23.346	58.672	44	24.467	58.907	54	24.933	58.312
61	20.233	59.024	44	22.922	1:01.174	54	23.771	58.919	54	24.561	58.576	44	25.410	58.883
666	20.314	58.495	54	23.100	1:01.201	61	24.287	1:00.404	61	25.262	58.761	61	25.875	58.553
24	21.285	58.667	24	23.412	1:00.071	30	24.903	59.640	24	25.951	58.537	24	26.732	58.721
30	21.403	58.673	30	23.511	1:00.052	24	25.200	1:00.036	544	26.622	58.946	544	27.503	58.821
544	23.099	1:01.387	544	24.339	59.184	544	25.462	59.371	30	26.728	59.611	30	27.605	58.817
7	24.796	58.912	7	25.868	59.016	7	26.522	58.902	7	27.292	58.556	7	28.090	58.738
56	25.184	59.114	56	26.280	59.040	56	26.936	58.904	56	27.820	58.670	56	29.062	59.182
13	31.397	59.656	13	32.333	58.880	13	32.895	58.810	13	33.967	58.858	13	34.827	58.800
80	31.779	1:00.834	80	33.114	59.279	80	33.957	59.091	80	34.971	58.800	80	36.465	59.434
3	39.165	1:00.289	3	41.190	59.969	3	43.322	1:00.380	3	45.999	1:00.463	3	48.212	1:00.153

Weather / Track : Bright / Dry

Brands Hatch Indy  
 Circuit Length = 1.2079 miles  
 Start: 15:13 Flag 15:34 End: 15:35

# BRSCC Mazda MX-5 Championship - 3A

## RACE 13 - LAP CHART

LAP 16 @ 15:31:22.159			LAP 17 @ 15:32:20.021			LAP 18 @ 15:33:17.815			LAP 19 @ 15:34:15.887		
NO	BEHIND	LAP TIME	NO	BEHIND	LAP TIME	NO	BEHIND	LAP TIME	NO	BEHIND	LAP TIME
71		57.961	71		57.862	71		57.794	71		58.072
83	0.253	58.050	83	0.426	58.035	83	0.333	57.701	83	0.393	58.132
41	0.402	57.861	41	0.737	58.197	41	0.742	57.799	41	0.641	57.971
1	0.626	57.854	1	0.916	58.152	1	1.223	58.101	1	0.844	57.693
63	1.569	57.554	63	1.036	57.329	63	1.323	58.081	63	0.973	57.722
88	3.053	57.853	88	3.403	58.212	88	3.903	58.294	88	4.112	58.281
77	3.431	58.019	77	3.531	57.962	77	4.011	58.274	77	4.234	58.295
4	4.057	58.069	4	4.381	58.186	4	4.647	58.060	4	4.537	57.962
29	4.701	57.973	29	4.993	58.154	29	5.220	58.021	29	5.502	58.354
23	8.141	58.444	72	9.233	58.836	72	9.875	58.436	72	9.888	58.085
72	8.259	58.672	23	9.303	59.024	33	10.295	58.716	23	10.377	58.032
33	8.595	58.256	33	9.373	58.640	23	10.417	58.908	33	10.455	58.232
55	13.738	58.226	55	14.171	58.295	55	14.645	58.268	55	14.978	58.405
8	14.312	58.221	8	14.883	58.433	8	15.530	58.441	8	15.985	58.527
40	16.676	58.390	40	17.132	58.318	81	17.883	58.420	81	17.851	58.040
81	16.870	58.090	81	17.257	58.249	40	18.317	58.979	40	18.888	58.643
26	17.518	58.357	26	17.871	58.215	26	18.510	58.433	26	19.372	58.934
107	22.878	58.465	107	24.121	59.105	107	25.032	58.705	107	25.905	58.945
65	23.013	58.473	666	24.928	59.613	666	25.248	58.114	666	26.034	58.858
666	23.177	58.476	91	25.121	58.842	91	26.121	58.794	91	28.077	1:00.028
91	24.141	58.612	65	25.179	1:00.028	54	26.831	58.912	65	28.213	59.084
54	25.163	58.191	54	25.713	58.412	65	27.201	59.816	54	28.514	59.755
44	25.780	58.331	44	26.400	58.482	44	27.492	58.886	44	28.771	59.351
61	26.559	58.645	61	27.048	58.351	61	27.941	58.687	61	29.178	59.309
24	27.876	59.105	24	29.093	59.079	544	30.765	59.317	544	32.427	59.734
544	28.337	58.795	544	29.242	58.767	30	30.895	59.308	30	32.459	59.636
30	28.447	58.803	30	29.381	58.796	24	31.224	59.925	24	32.587	59.435
7	29.276	59.147	7	30.356	58.942	7	31.723	59.161	7	32.893	59.242
56	30.466	59.365	56	31.412	58.808	56	32.625	59.007	56	33.384	58.831
13	35.827	58.961	13	37.230	59.265	13	38.416	58.980	13	39.377	59.033
80	37.713	59.209	80	39.183	59.332	80	40.519	59.130	80	41.543	59.096
3	50.589	1:00.338	3	52.893	1:00.166	3	55.731	1:00.632	3	58.323	1:00.664

Weather / Track : Bright / Dry

# BRSCC Mazda MX-5 Championship - 3A

## RACE 13 - LAP ANALYSIS

DIFF = Difference To Personal Best Lap

<b>P1 71 Ben SHORT</b>				
LAP	LAP TIME	DIFF	MPH	TIME OF DAY
1 -	3:27.866	2:30.166	20.92	15:16:52.352
2 -	58.924	1.224	73.80	15:17:51.276
3 -	57.982	0.282	74.99	15:18:49.258
4 -	57.808	0.108	75.22	15:19:47.066
5 -	57.904	0.204	75.10	15:20:44.970
6 -	58.046	0.346	74.91	15:21:43.016
7 -	57.859	0.159	75.15	15:22:40.875
8 -	58.085	0.385	74.86	15:23:38.960
9 -	57.856	0.156	75.16	15:24:36.816
10 -	57.764 (2)	0.064	75.28	15:25:34.580
<b>11 -</b>	<b>57.700 (1)</b>		<b>75.36</b>	<b>15:26:32.280</b>
12 -	57.944	0.244	75.04	15:27:30.224
13 -	58.248	0.548	74.65	15:28:28.472
14 -	57.786 (3)	0.086	75.25	15:29:26.258
15 -	57.940	0.240	75.05	15:30:24.198
16 -	57.961	0.261	75.02	15:31:22.159
17 -	57.862	0.162	75.15	15:32:20.021
18 -	57.794	0.094	75.24	15:33:17.815
19 -	58.072	0.372	74.88	15:34:15.887

<b>P2 83 Brian TROTT (M)</b>				
LAP	LAP TIME	DIFF	MPH	TIME OF DAY
1 -	3:28.507	2:30.815	20.85	15:16:52.993
2 -	58.416	0.724	74.44	15:17:51.409
3 -	58.040	0.348	74.92	15:18:49.449
4 -	57.879	0.187	75.13	15:19:47.328
5 -	57.878	0.186	75.13	15:20:45.206
6 -	57.989	0.297	74.99	15:21:43.195
7 -	58.039	0.347	74.92	15:22:41.234
8 -	57.919	0.227	75.08	15:23:39.153
9 -	57.829	0.137	75.19	15:24:36.982
10 -	57.903	0.211	75.10	15:25:34.885
<b>11 -</b>	<b>57.692 (1)</b>		<b>75.37</b>	<b>15:26:32.577</b>
12 -	57.872	0.180	75.14	15:27:30.449
13 -	58.208	0.516	74.70	15:28:28.657
14 -	57.892	0.200	75.11	15:29:26.549
15 -	57.813 (3)	0.121	75.21	15:30:24.362
16 -	58.050	0.358	74.91	15:31:22.412
17 -	58.035	0.343	74.93	15:32:20.447
18 -	57.701 (2)	0.009	75.36	15:33:18.148
19 -	58.132	0.440	74.80	15:34:16.280

<b>P3 41 Joe WIGGIN</b>				
LAP	LAP TIME	DIFF	MPH	TIME OF DAY
1 -	3:29.018	2:31.499	20.80	15:16:53.504
2 -	58.566	1.047	74.25	15:17:52.070
3 -	57.908	0.389	75.09	15:18:49.978
4 -	57.816	0.297	75.21	15:19:47.794
5 -	57.850	0.331	75.17	15:20:45.644
6 -	57.867	0.348	75.14	15:21:43.511
7 -	58.483	0.964	74.35	15:22:41.994
8 -	57.797 (3)	0.278	75.23	15:23:39.791
9 -	58.010	0.491	74.96	15:24:37.801
10 -	57.854	0.335	75.16	15:25:35.655
11 -	58.141	0.622	74.79	15:26:33.796
12 -	57.640 (2)	0.121	75.44	15:27:31.436
13 -	57.852	0.333	75.16	15:28:29.288
14 -	57.893	0.374	75.11	15:29:27.181
<b>15 -</b>	<b>57.519 (1)</b>		<b>75.60</b>	<b>15:30:24.700</b>
16 -	57.861	0.342	75.15	15:31:22.561

DIFF = Difference To Personal Best Lap

17 -	58.197	0.678	74.72	15:32:20.758
18 -	57.799	0.280	75.23	15:33:18.557
19 -	57.971	0.452	75.01	15:34:16.528

<b>P4 1 Will BLACKWELL-CHAMBERS</b>				
LAP	LAP TIME	DIFF	MPH	TIME OF DAY
1 -	3:28.776	2:31.168	20.82	15:16:53.262
2 -	58.420	0.812	74.43	15:17:51.682
3 -	57.919	0.311	75.08	15:18:49.601
4 -	57.941	0.333	75.05	15:19:47.542
5 -	57.797	0.189	75.23	15:20:45.339
6 -	58.035	0.427	74.93	15:21:43.374
7 -	58.092	0.484	74.85	15:22:41.466
8 -	57.827	0.219	75.20	15:23:39.293
9 -	58.038	0.430	74.92	15:24:37.331
10 -	57.802	0.194	75.23	15:25:35.133
11 -	57.760	0.152	75.28	15:26:32.893
12 -	57.705 (3)	0.097	75.35	15:27:30.598
13 -	58.455	0.847	74.39	15:28:29.053
14 -	58.270	0.662	74.62	15:29:27.323
<b>15 -</b>	<b>57.608 (1)</b>		<b>75.48</b>	<b>15:30:24.931</b>
16 -	57.854	0.246	75.16	15:31:22.785
17 -	58.152	0.544	74.77	15:32:20.937
18 -	58.101	0.493	74.84	15:33:19.038
19 -	57.693 (2)	0.085	75.37	15:34:16.731

<b>P5 63 Oliver ALLWOOD</b>				
LAP	LAP TIME	DIFF	MPH	TIME OF DAY
1 -	3:29.504	2:32.175	20.75	15:16:53.990
2 -	58.231	0.902	74.67	15:17:52.221
3 -	57.905	0.576	75.09	15:18:50.126
4 -	57.929	0.600	75.06	15:19:48.055
5 -	57.696	0.367	75.37	15:20:45.751
6 -	58.033	0.704	74.93	15:21:43.784
7 -	57.911	0.582	75.09	15:22:41.695
8 -	57.737	0.408	75.31	15:23:39.432
9 -	58.211	0.882	74.70	15:24:37.643
10 -	57.832	0.503	75.19	15:25:35.475
11 -	58.352	1.023	74.52	15:26:33.827
12 -	58.166	0.837	74.76	15:27:31.993
13 -	58.876	1.547	73.86	15:28:30.869
14 -	57.851	0.522	75.16	15:29:28.720
15 -	57.454 (2)	0.125	75.68	15:30:26.174
16 -	57.554 (3)	0.225	75.55	15:31:23.728
<b>17 -</b>	<b>57.329 (1)</b>		<b>75.85</b>	<b>15:32:21.057</b>
18 -	58.081	0.752	74.87	15:33:19.138
19 -	57.722	0.393	75.33	15:34:16.860

<b>P6 88 Stuart SYMONDS</b>				
LAP	LAP TIME	DIFF	MPH	TIME OF DAY
1 -	3:30.262	2:32.665	20.68	15:16:54.748
2 -	58.509	0.912	74.32	15:17:53.257
3 -	58.262	0.665	74.63	15:18:51.519
4 -	57.966	0.369	75.01	15:19:49.485
5 -	57.979	0.382	75.00	15:20:47.464
6 -	58.115	0.518	74.82	15:21:45.579
7 -	57.679 (2)	0.082	75.39	15:22:43.258
8 -	57.963	0.366	75.02	15:23:41.221
9 -	57.777 (3)	0.180	75.26	15:24:38.998
10 -	57.858	0.261	75.15	15:25:36.856
<b>11 -</b>	<b>57.597 (1)</b>		<b>75.50</b>	<b>15:26:34.453</b>
12 -	58.103	0.506	74.84	15:27:32.556

Weather / Track : Bright / Dry

Brands Hatch Indy  
Circuit Length = 1.2079 miles  
Start: 15:13 Flag 15:34 End: 15:35

# BRSCC Mazda MX-5 Championship - 3A

## RACE 13 - LAP ANALYSIS

DIFF = Difference To Personal Best Lap

13 -	58.837	1.240	73.90	15:28:31.393
14 -	57.867	0.270	75.14	15:29:29.260
15 -	58.099	0.502	74.84	15:30:27.359
16 -	57.853	0.256	75.16	15:31:25.212
17 -	58.212	0.615	74.70	15:32:23.424
18 -	58.294	0.697	74.59	15:33:21.718
19 -	58.281	0.684	74.61	15:34:19.999

### P7 77 Steve FODEN

LAP	LAP TIME	DIFF	MPH	TIME OF DAY
1 -	3:29.767	2:32.121	20.73	15:16:54.253
2 -	58.355	0.709	74.51	15:17:52.608
3 -	58.332	0.686	74.54	15:18:50.940
4 -	58.054	0.408	74.90	15:19:48.994
5 -	58.025	0.379	74.94	15:20:47.019
6 -	57.926	0.280	75.07	15:21:44.945
7 -	57.790 (2)	0.144	75.24	15:22:42.735
8 -	57.937	0.291	75.05	15:23:40.672
9 -	<b>57.646 (1)</b>		<b>75.43</b>	<b>15:24:38.318</b>
10 -	57.863	0.217	75.15	15:25:36.181
11 -	57.796 (3)	0.150	75.24	15:26:33.977
12 -	58.624	0.978	74.17	15:27:32.601
13 -	58.911	1.265	73.81	15:28:31.512
14 -	57.858	0.212	75.15	15:29:29.370
15 -	58.201	0.555	74.71	15:30:27.571
16 -	58.019	0.373	74.95	15:31:25.590
17 -	57.962	0.316	75.02	15:32:23.552
18 -	58.274	0.628	74.62	15:33:21.826
19 -	58.295	0.649	74.59	15:34:20.121

### P8 4 Adam BESSELL

LAP	LAP TIME	DIFF	MPH	TIME OF DAY
1 -	3:29.308	2:31.652	20.77	15:16:53.794
2 -	58.690	1.034	74.09	15:17:52.484
3 -	58.176	0.520	74.74	15:18:50.660
4 -	58.202	0.546	74.71	15:19:48.862
5 -	58.055	0.399	74.90	15:20:46.917
6 -	57.925	0.269	75.07	15:21:44.842
7 -	57.794 (2)	0.138	75.24	15:22:42.636
8 -	57.849	0.193	75.17	15:23:40.485
9 -	<b>57.656 (1)</b>		<b>75.42</b>	<b>15:24:38.141</b>
10 -	57.831 (3)	0.175	75.19	15:25:35.972
11 -	57.925	0.269	75.07	15:26:33.897
12 -	58.488	0.832	74.35	15:27:32.385
13 -	59.191	1.535	73.46	15:28:31.576
14 -	58.201	0.545	74.71	15:29:29.777
15 -	58.370	0.714	74.50	15:30:28.147
16 -	58.069	0.413	74.88	15:31:26.216
17 -	58.186	0.530	74.73	15:32:24.402
18 -	58.060	0.404	74.89	15:33:22.462
19 -	57.962	0.306	75.02	15:34:20.424

### P9 29 Adam CRAIG

LAP	LAP TIME	DIFF	MPH	TIME OF DAY
1 -	3:30.766	2:32.949	20.63	15:16:55.252
2 -	58.914	1.097	73.81	15:17:54.166
3 -	58.115	0.298	74.82	15:18:52.281
4 -	57.875 (2)	0.058	75.13	15:19:50.156
5 -	58.119	0.302	74.82	15:20:48.275
6 -	57.876 (3)	0.059	75.13	15:21:46.151
7 -	58.098	0.281	74.84	15:22:44.249
8 -	58.062	0.245	74.89	15:23:42.311

DIFF = Difference To Personal Best Lap

9 -	58.044	0.227	74.91	15:24:40.355
10 -	58.066	0.249	74.89	15:25:38.421
11 -	58.235	0.418	74.67	15:26:36.656
12 -	58.230	0.413	74.67	15:27:34.886
13 -	58.264	0.447	74.63	15:28:33.150
14 -	<b>57.817 (1)</b>		<b>75.21</b>	<b>15:29:30.967</b>
15 -	57.920	0.103	75.07	15:30:28.887
16 -	57.973	0.156	75.01	15:31:26.860
17 -	58.154	0.337	74.77	15:32:25.014
18 -	58.021	0.204	74.94	15:33:23.035
19 -	58.354	0.537	74.52	15:34:21.389

### P10 72 Matt LUFF

LAP	LAP TIME	DIFF	MPH	TIME OF DAY
1 -	3:33.812	2:36.202	20.33	15:16:58.298
2 -	58.746	1.136	74.02	15:17:57.044
3 -	58.190	0.580	74.73	15:18:55.234
4 -	58.493	0.883	74.34	15:19:53.727
5 -	58.087	0.477	74.86	15:20:51.814
6 -	57.973	0.363	75.01	15:21:49.787
7 -	57.838	0.228	75.18	15:22:47.625
8 -	57.824	0.214	75.20	15:23:45.449
9 -	<b>57.610 (1)</b>		<b>75.48</b>	<b>15:24:43.059</b>
10 -	57.816 (3)	0.206	75.21	15:25:40.875
11 -	57.754 (2)	0.144	75.29	15:26:38.629
12 -	58.574	0.964	74.24	15:27:37.203
13 -	57.939	0.329	75.05	15:28:35.142
14 -	58.516	0.906	74.31	15:29:33.658
15 -	58.088	0.478	74.86	15:30:31.746
16 -	58.672	1.062	74.11	15:31:30.418
17 -	58.836	1.226	73.91	15:32:29.254
18 -	58.436	0.826	74.41	15:33:27.690
19 -	58.085	0.475	74.86	15:34:25.775

### P11 23 Martin TOLLEY (M)

LAP	LAP TIME	DIFF	MPH	TIME OF DAY
1 -	3:31.493	2:33.693	20.56	15:16:55.979
2 -	58.446	0.646	74.40	15:17:54.425
3 -	58.850	1.050	73.89	15:18:53.275
4 -	58.030	0.230	74.93	15:19:51.305
5 -	58.092	0.292	74.85	15:20:49.397
6 -	<b>57.800 (1)</b>		<b>75.23</b>	<b>15:21:47.197</b>
7 -	58.219	0.419	74.69	15:22:45.416
8 -	58.549	0.749	74.27	15:23:43.965
9 -	57.918 (2)	0.118	75.08	15:24:41.883
10 -	58.045	0.245	74.91	15:25:39.928
11 -	58.379	0.579	74.48	15:26:38.307
12 -	58.801	1.001	73.95	15:27:37.108
13 -	58.460	0.660	74.38	15:28:35.568
14 -	58.317	0.517	74.56	15:29:33.885
15 -	57.971 (3)	0.171	75.01	15:30:31.856
16 -	58.444	0.644	74.40	15:31:30.300
17 -	59.024	1.224	73.67	15:32:29.324
18 -	58.908	1.108	73.82	15:33:28.232
19 -	58.032	0.232	74.93	15:34:26.264

### P12 33 Jason GREATREX (M)

LAP	LAP TIME	DIFF	MPH	TIME OF DAY
1 -	3:31.264	2:33.208	20.58	15:16:55.750
2 -	58.564	0.508	74.25	15:17:54.314
3 -	58.463	0.407	74.38	15:18:52.777
4 -	58.168	0.112	74.75	15:19:50.945

Weather / Track : Bright / Dry

Brands Hatch Indy

Circuit Length = 1.2079 miles

Start: 15:13 Flag 15:34 End: 15:35

# BRSCC Mazda MX-5 Championship - 3A

## RACE 13 - LAP ANALYSIS

DIFF = Difference To Personal Best Lap

5 -	58.097 (2)	0.041	74.85	15:20:49.042
<b>6 -</b>	<b>58.056 (1)</b>		<b>74.90</b>	<b>15:21:47.098</b>
7 -	58.187	0.131	74.73	15:22:45.285
8 -	58.240	0.184	74.66	15:23:43.525
9 -	58.105 (3)	0.049	74.84	15:24:41.630
10 -	58.175	0.119	74.75	15:25:39.805
11 -	58.321	0.265	74.56	15:26:38.126
12 -	58.354	0.298	74.52	15:27:36.480
13 -	58.477	0.421	74.36	15:28:34.957
14 -	59.003	0.947	73.70	15:29:33.960
15 -	58.538	0.482	74.28	15:30:32.498
16 -	58.256	0.200	74.64	15:31:30.754
17 -	58.640	0.584	74.15	15:32:29.394
18 -	58.716	0.660	74.06	15:33:28.110
19 -	58.232	0.176	74.67	15:34:26.342

### P13 55 Matt POLLARD

LAP	LAP TIME	DIFF	MPH	TIME OF DAY
1 -	3:34.132	2:36.208	20.30	15:16:58.618
2 -	58.770	0.846	73.99	15:17:57.388
3 -	59.354	1.430	73.26	15:18:56.742
<b>4 -</b>	<b>57.924 (1)</b>		<b>75.07</b>	<b>15:19:54.666</b>
5 -	58.082 (2)	0.158	74.87	15:20:52.748
6 -	58.246	0.322	74.65	15:21:50.994
7 -	58.368	0.444	74.50	15:22:49.362
8 -	59.089	1.165	73.59	15:23:48.451
9 -	58.457	0.533	74.38	15:24:46.908
10 -	58.655	0.731	74.13	15:25:45.563
11 -	58.682	0.758	74.10	15:26:44.245
12 -	58.288	0.364	74.60	15:27:42.533
13 -	58.603	0.679	74.20	15:28:41.136
14 -	58.271	0.347	74.62	15:29:39.407
15 -	58.264	0.340	74.63	15:30:37.671
16 -	58.226 (3)	0.302	74.68	15:31:35.897
17 -	58.295	0.371	74.59	15:32:34.192
18 -	58.268	0.344	74.63	15:33:32.460
19 -	58.405	0.481	74.45	15:34:30.865

### P14 8 Lewis CANNON

LAP	LAP TIME	DIFF	MPH	TIME OF DAY
1 -	3:32.923	2:34.755	20.42	15:16:57.409
2 -	58.976	0.808	73.73	15:17:56.385
3 -	58.719	0.551	74.05	15:18:55.104
4 -	59.023	0.855	73.67	15:19:54.127
5 -	58.297 (3)	0.129	74.59	15:20:52.424
6 -	58.678	0.510	74.10	15:21:51.102
7 -	58.709	0.541	74.07	15:22:49.811
8 -	58.572	0.404	74.24	15:23:48.383
9 -	58.864	0.696	73.87	15:24:47.247
10 -	58.492	0.324	74.34	15:25:45.739
11 -	58.888	0.720	73.84	15:26:44.627
12 -	58.430	0.262	74.42	15:27:43.057
13 -	58.347	0.179	74.53	15:28:41.404
14 -	58.678	0.510	74.10	15:29:40.082
<b>15 -</b>	<b>58.168 (1)</b>		<b>74.75</b>	<b>15:30:38.250</b>
16 -	58.221 (2)	0.053	74.69	15:31:36.471
17 -	58.433	0.265	74.42	15:32:34.904
18 -	58.441	0.273	74.41	15:33:33.345
19 -	58.527	0.359	74.30	15:34:31.872

DIFF = Difference To Personal Best Lap

P15 81 Sebastian FISHER				
LAP	LAP TIME	DIFF	MPH	TIME OF DAY
1 -	3:35.265	2:37.251	20.20	15:16:59.751
2 -	59.039	1.025	73.65	15:17:58.790
3 -	59.181	1.167	73.47	15:18:57.971
4 -	59.715	1.701	72.82	15:19:57.686
5 -	58.446	0.432	74.40	15:20:56.132
6 -	59.311	1.297	73.31	15:21:55.443
7 -	58.563	0.549	74.25	15:22:54.006
8 -	58.294	0.280	74.59	15:23:52.300
<b>9 -</b>	<b>58.014 (1)</b>		<b>74.95</b>	<b>15:24:50.314</b>
10 -	58.076 (3)	0.062	74.87	15:25:48.390
11 -	58.334	0.320	74.54	15:26:46.724
12 -	58.396	0.382	74.46	15:27:45.120
13 -	58.285	0.271	74.60	15:28:43.405
14 -	59.259	1.245	73.38	15:29:42.664
15 -	58.275	0.261	74.62	15:30:40.939
16 -	58.090	0.076	74.85	15:31:39.029
17 -	58.249	0.235	74.65	15:32:37.278
18 -	58.420	0.406	74.43	15:33:35.698
19 -	58.040 (2)	0.026	74.92	15:34:33.738

### P16 40 Ben HANCY

LAP	LAP TIME	DIFF	MPH	TIME OF DAY
1 -	3:34.228	2:35.910	20.29	15:16:58.714
2 -	58.919	0.601	73.80	15:17:57.633
3 -	59.539	1.221	73.03	15:18:57.172
4 -	59.111	0.793	73.56	15:19:56.283
5 -	58.799	0.481	73.95	15:20:55.082
6 -	58.614	0.296	74.19	15:21:53.696
7 -	58.691	0.373	74.09	15:22:52.387
8 -	58.531	0.213	74.29	15:23:50.918
9 -	58.631	0.313	74.16	15:24:49.549
10 -	58.582	0.264	74.23	15:25:48.131
11 -	58.377	0.059	74.49	15:26:46.508
12 -	58.492	0.174	74.34	15:27:45.000
13 -	58.340 (3)	0.022	74.53	15:28:43.340
14 -	58.773	0.455	73.98	15:29:42.113
15 -	58.332 (2)	0.014	74.54	15:30:40.445
16 -	58.390	0.072	74.47	15:31:38.835
<b>17 -</b>	<b>58.318 (1)</b>		<b>74.56</b>	<b>15:32:37.153</b>
18 -	58.979	0.661	73.73	15:33:36.132
19 -	58.643	0.325	74.15	15:34:34.775

### P17 26 Charlie RAWLES

LAP	LAP TIME	DIFF	MPH	TIME OF DAY
1 -	3:32.975	2:34.760	20.41	15:16:57.461
2 -	59.340	1.125	73.28	15:17:56.801
3 -	59.994	1.779	72.48	15:18:56.795
4 -	1:00.127	1.912	72.32	15:19:56.922
5 -	58.915	0.700	73.81	15:20:55.837
6 -	58.911	0.696	73.81	15:21:54.748
7 -	58.339 (3)	0.124	74.54	15:22:53.087
8 -	58.705	0.490	74.07	15:23:51.792
9 -	58.457	0.242	74.38	15:24:50.249
10 -	58.603	0.388	74.20	15:25:48.852
11 -	58.259 (2)	0.044	74.64	15:26:47.111
12 -	58.427	0.212	74.42	15:27:45.538
13 -	58.367	0.152	74.50	15:28:43.905
14 -	58.703	0.488	74.07	15:29:42.608
15 -	58.712	0.497	74.06	15:30:41.320
16 -	58.357	0.142	74.51	15:31:39.677

Brands Hatch Indy

Circuit Length = 1.2079 miles

Start: 15:13 Flag 15:34 End: 15:35

Weather / Track : Bright / Dry

# BRSCC Mazda MX-5 Championship - 3A

## RACE 13 - LAP ANALYSIS

DIFF = Difference To Personal Best Lap

17 -	<b>58.215 (1)</b>		<b>74.69</b>	<b>15:32:37.892</b>
18 -	58.433	0.218	74.42	15:33:36.325
19 -	58.934	0.719	73.78	15:34:35.259

### P18 107 Jake BAILEY

LAP	LAP TIME	DIFF	MPH	TIME OF DAY
1 -	3:32.309	2:33.937	20.48	15:16:56.795
2 -	58.516 (3)	0.144	74.31	15:17:55.311
3 -	1:04.868	6.496	67.03	15:19:00.179
4 -	58.783	0.411	73.97	15:19:58.962
5 -	58.716	0.344	74.06	15:20:57.678
6 -	58.692	0.320	74.09	15:21:56.370
7 -	58.865	0.493	73.87	15:22:55.235
8 -	58.652	0.280	74.14	15:23:53.887
9 -	<b>58.372 (1)</b>		<b>74.49</b>	<b>15:24:52.259</b>
10 -	1:00.065	1.693	72.39	15:25:52.324
11 -	59.071	0.699	73.61	15:26:51.395
12 -	58.699	0.327	74.08	15:27:50.094
13 -	58.678	0.306	74.10	15:28:48.772
14 -	58.984	0.612	73.72	15:29:47.756
15 -	58.816	0.444	73.93	15:30:46.572
16 -	58.465 (2)	0.093	74.37	15:31:45.037
17 -	59.105	0.733	73.57	15:32:44.142
18 -	58.705	0.333	74.07	15:33:42.847
19 -	58.945	0.573	73.77	15:34:41.792

### P19 666 David WATERS

LAP	LAP TIME	DIFF	MPH	TIME OF DAY
1 -	3:37.357	2:39.552	20.00	15:17:01.843
2 -	1:00.218	2.413	72.21	15:18:02.061
3 -	1:00.313	2.508	72.10	15:19:02.374
4 -	59.115	1.310	73.56	15:20:01.489
5 -	59.538	1.733	73.03	15:21:01.027
6 -	58.153	0.348	74.77	15:21:59.180
7 -	58.413	0.608	74.44	15:22:57.593
8 -	58.119 (3)	0.314	74.82	15:23:55.712
9 -	59.686	1.881	72.85	15:24:55.398
10 -	58.701	0.896	74.08	15:25:54.099
11 -	58.495	0.690	74.34	15:26:52.594
12 -	59.941	2.136	72.54	15:27:52.535
13 -	58.289	0.484	74.60	15:28:50.824
14 -	<b>57.805 (1)</b>		<b>75.22</b>	<b>15:29:48.629</b>
15 -	58.231	0.426	74.67	15:30:46.860
16 -	58.476	0.671	74.36	15:31:45.336
17 -	59.613	1.808	72.94	15:32:44.949
18 -	58.114 (2)	0.309	74.82	15:33:43.063
19 -	58.858	1.053	73.88	15:34:41.921

### P20 91 Tom SMITH

LAP	LAP TIME	DIFF	MPH	TIME OF DAY
1 -	3:33.377	2:34.765	20.37	15:16:57.863
2 -	59.675	1.063	72.87	15:17:57.538
3 -	59.537	0.925	73.04	15:18:57.075
4 -	59.106	0.494	73.57	15:19:56.181
5 -	59.805	1.193	72.71	15:20:55.986
6 -	59.350	0.738	73.27	15:21:55.336
7 -	58.794	0.182	73.96	15:22:54.130
8 -	59.026	0.414	73.67	15:23:53.156
9 -	58.645 (2)	0.033	74.15	15:24:51.801
10 -	1:00.716	2.104	71.62	15:25:52.517
11 -	59.020	0.408	73.68	15:26:51.537
12 -	59.306	0.694	73.32	15:27:50.843

DIFF = Difference To Personal Best Lap

13 -	58.854	0.242	73.88	15:28:49.697
14 -	58.721 (3)	0.109	74.05	15:29:48.418
15 -	59.270	0.658	73.36	15:30:47.688
16 -	<b>58.612 (1)</b>		<b>74.19</b>	<b>15:31:46.300</b>
17 -	58.842	0.230	73.90	15:32:45.142
18 -	58.794	0.182	73.96	15:33:43.936
19 -	1:00.028	1.416	72.44	15:34:43.964

### P21 65 William HAYDEN

LAP	LAP TIME	DIFF	MPH	TIME OF DAY
1 -	3:35.904	2:37.674	20.14	15:17:00.390
2 -	1:00.010	1.780	72.46	15:18:00.400
3 -	59.448	1.218	73.14	15:18:59.848
4 -	59.552	1.322	73.02	15:19:59.400
5 -	58.751	0.521	74.01	15:20:58.151
6 -	58.543 (3)	0.313	74.28	15:21:56.694
7 -	59.077	0.847	73.60	15:22:55.771
8 -	58.829	0.599	73.91	15:23:54.600
9 -	<b>58.230 (1)</b>		<b>74.67</b>	<b>15:24:52.830</b>
10 -	59.234	1.004	73.41	15:25:52.064
11 -	59.196	0.966	73.46	15:26:51.260
12 -	58.840	0.610	73.90	15:27:50.100
13 -	58.833	0.603	73.91	15:28:48.933
14 -	58.939	0.709	73.78	15:29:47.872
15 -	58.827	0.597	73.92	15:30:46.699
16 -	58.473 (2)	0.243	74.36	15:31:45.172
17 -	1:00.028	1.798	72.44	15:32:45.200
18 -	59.816	1.586	72.69	15:33:45.016
19 -	59.084	0.854	73.60	15:34:44.100

### P22 54 Marcus BAILEY (M)

LAP	LAP TIME	DIFF	MPH	TIME OF DAY
1 -	3:36.261	2:38.070	20.10	15:17:00.747
2 -	1:00.476	2.285	71.90	15:18:01.223
3 -	59.595	1.404	72.96	15:19:00.818
4 -	58.513	0.322	74.31	15:19:59.331
5 -	58.674	0.483	74.11	15:20:58.005
6 -	59.073	0.882	73.61	15:21:57.078
7 -	58.908	0.717	73.82	15:22:55.986
8 -	58.831	0.640	73.91	15:23:54.817
9 -	58.728	0.537	74.04	15:24:53.545
10 -	59.598	1.407	72.96	15:25:53.143
11 -	58.980	0.789	73.73	15:26:52.123
12 -	1:01.201	3.010	71.05	15:27:53.324
13 -	58.919	0.728	73.80	15:28:52.243
14 -	58.576	0.385	74.23	15:29:50.819
15 -	58.312 (2)	0.121	74.57	15:30:49.131
16 -	<b>58.191 (1)</b>		<b>74.72</b>	<b>15:31:47.322</b>
17 -	58.412 (3)	0.221	74.44	15:32:45.734
18 -	58.912	0.721	73.81	15:33:44.646
19 -	59.755	1.564	72.77	15:34:44.401

### P23 44 Yoshihiro ITO

LAP	LAP TIME	DIFF	MPH	TIME OF DAY
1 -	3:35.782	2:37.451	20.15	15:17:00.268
2 -	59.361	1.030	73.25	15:17:59.629
3 -	58.895	0.564	73.83	15:18:58.524
4 -	1:00.108	1.777	72.34	15:19:58.632
5 -	58.906	0.575	73.82	15:20:57.538
6 -	1:00.137	1.806	72.31	15:21:57.675
7 -	58.760	0.429	74.00	15:22:56.435
8 -	58.733	0.402	74.04	15:23:55.168

Weather / Track : Bright / Dry

Brands Hatch Indy

Circuit Length = 1.2079 miles

Start: 15:13 Flag 15:34 End: 15:35

# BRSCC Mazda MX-5 Championship - 3A

## RACE 13 - LAP ANALYSIS

DIFF = Difference To Personal Best Lap

9 -	58.900	0.569	73.83	15:24:54.068
10 -	58.903	0.572	73.82	15:25:52.971
11 -	59.001	0.670	73.70	15:26:51.972
12 -	1:01.174	2.843	71.08	15:27:53.146
13 -	58.672 (3)	0.341	74.11	15:28:51.818
14 -	58.907	0.576	73.82	15:29:50.725
15 -	58.883	0.552	73.85	15:30:49.608
<b>16 -</b>	<b>58.331 (1)</b>		<b>74.55</b>	<b>15:31:47.939</b>
17 -	58.482 (2)	0.151	74.35	15:32:46.421
18 -	58.886	0.555	73.84	15:33:45.307
19 -	59.351	1.020	73.26	15:34:44.658

### P24 61 Richard BAXTER

LAP	LAP TIME	DIFF	MPH	TIME OF DAY
1 -	3:35.759	2:37.453	20.15	15:17:00.245
2 -	1:00.669	2.363	71.67	15:18:00.914
3 -	1:00.402	2.096	71.99	15:19:01.316
4 -	59.274	0.968	73.36	15:20:00.590
<b>5 -</b>	<b>58.306 (1)</b>		<b>74.58</b>	<b>15:20:58.896</b>
6 -	59.066	0.760	73.62	15:21:57.962
7 -	58.770	0.464	73.99	15:22:56.732
8 -	58.722	0.416	74.05	15:23:55.454
9 -	59.672	1.366	72.87	15:24:55.126
10 -	58.363 (3)	0.057	74.50	15:25:53.489
11 -	59.024	0.718	73.67	15:26:52.513
12 -	59.842	1.536	72.66	15:27:52.355
13 -	1:00.404	2.098	71.99	15:28:52.759
14 -	58.761	0.455	74.00	15:29:51.520
15 -	58.553	0.247	74.26	15:30:50.073
16 -	58.645	0.339	74.15	15:31:48.718
17 -	58.351 (2)	0.045	74.52	15:32:47.069
18 -	58.687	0.381	74.09	15:33:45.756
19 -	59.309	1.003	73.32	15:34:45.065

### P25 544 Jack MOODY

LAP	LAP TIME	DIFF	MPH	TIME OF DAY
1 -	3:34.818	2:36.051	20.24	15:16:59.304
2 -	59.355	0.588	73.26	15:17:58.659
3 -	59.188	0.421	73.47	15:18:57.847
4 -	59.759	0.992	72.76	15:19:57.606
5 -	59.245	0.478	73.40	15:20:56.851
6 -	59.270	0.503	73.36	15:21:56.121
7 -	59.209	0.442	73.44	15:22:55.330
8 -	59.343	0.576	73.27	15:23:54.673
9 -	1:00.416	1.649	71.97	15:24:55.089
10 -	58.903	0.136	73.82	15:25:53.992
11 -	1:01.387	2.620	70.83	15:26:55.379
12 -	59.184	0.417	73.47	15:27:54.563
13 -	59.371	0.604	73.24	15:28:53.934
14 -	58.946	0.179	73.77	15:29:52.880
15 -	58.821 (3)	0.054	73.92	15:30:51.701
16 -	58.795 (2)	0.028	73.96	15:31:50.496
<b>17 -</b>	<b>58.767 (1)</b>		<b>73.99</b>	<b>15:32:49.263</b>
18 -	59.317	0.550	73.31	15:33:48.580
19 -	59.734	0.967	72.79	15:34:48.314

### P26 30 Dave TURTON

LAP	LAP TIME	DIFF	MPH	TIME OF DAY
1 -	3:36.155	2:37.661	20.11	15:17:00.641
2 -	1:00.831	2.337	71.48	15:18:01.472
3 -	1:00.105	1.611	72.35	15:19:01.577
4 -	59.755	1.261	72.77	15:20:01.332

DIFF = Difference To Personal Best Lap

5 -	58.968	0.474	73.74	15:21:00.300
6 -	58.638 (2)	0.144	74.16	15:21:58.938
7 -	59.288	0.794	73.34	15:22:58.226
<b>8 -</b>	<b>58.494 (1)</b>		<b>74.34</b>	<b>15:23:56.720</b>
9 -	59.186	0.692	73.47	15:24:55.906
10 -	59.104	0.610	73.57	15:25:55.010
11 -	58.673 (3)	0.179	74.11	15:26:53.683
12 -	1:00.052	1.558	72.41	15:27:53.735
13 -	59.640	1.146	72.91	15:28:53.375
14 -	59.611	1.117	72.94	15:29:52.986
15 -	58.817	0.323	73.93	15:30:51.803
16 -	58.803	0.309	73.95	15:31:50.606
17 -	58.796	0.302	73.96	15:32:49.402
18 -	59.308	0.814	73.32	15:33:48.710
19 -	59.636	1.142	72.91	15:34:48.346

### P27 24 Oliver GRAHAM

LAP	LAP TIME	DIFF	MPH	TIME OF DAY
1 -	3:34.259	2:35.722	20.29	15:16:58.745
2 -	59.440	0.903	73.15	15:17:58.185
3 -	59.505	0.968	73.07	15:18:57.690
4 -	1:00.678	2.141	71.66	15:19:58.368
5 -	58.911	0.374	73.81	15:20:57.279
6 -	59.669	1.132	72.87	15:21:56.948
7 -	59.599	1.062	72.96	15:22:56.547
8 -	59.125	0.588	73.54	15:23:55.672
9 -	1:00.116	1.579	72.33	15:24:55.788
10 -	59.110	0.573	73.56	15:25:54.898
11 -	58.667 (2)	0.130	74.12	15:26:53.565
12 -	1:00.071	1.534	72.39	15:27:53.636
13 -	1:00.036	1.499	72.43	15:28:53.672
<b>14 -</b>	<b>58.537 (1)</b>		<b>74.28</b>	<b>15:29:52.209</b>
15 -	58.721 (3)	0.184	74.05	15:30:50.930
16 -	59.105	0.568	73.57	15:31:50.035
17 -	59.079	0.542	73.60	15:32:49.114
18 -	59.925	1.388	72.56	15:33:49.039
19 -	59.435	0.898	73.16	15:34:48.474

### P28 7 Adrian BURGE (M)

LAP	LAP TIME	DIFF	MPH	TIME OF DAY
1 -	3:35.091	2:36.535	20.21	15:16:59.577
2 -	1:00.641	2.085	71.71	15:18:00.218
3 -	1:00.803	2.247	71.51	15:19:01.021
4 -	1:00.144	1.588	72.30	15:20:01.165
5 -	1:00.235	1.679	72.19	15:21:01.400
6 -	59.558	1.002	73.01	15:22:00.958
7 -	59.096	0.540	73.58	15:23:00.054
8 -	59.268	0.712	73.37	15:23:59.322
9 -	59.422	0.866	73.18	15:24:58.744
10 -	59.420	0.864	73.18	15:25:58.164
11 -	58.912	0.356	73.81	15:26:57.076
12 -	59.016	0.460	73.68	15:27:56.092
13 -	58.902 (3)	0.346	73.82	15:28:54.994
<b>14 -</b>	<b>58.556 (1)</b>		<b>74.26</b>	<b>15:29:53.550</b>
15 -	58.738 (2)	0.182	74.03	15:30:52.288
16 -	59.147	0.591	73.52	15:31:51.435
17 -	58.942	0.386	73.77	15:32:50.377
18 -	59.161	0.605	73.50	15:33:49.538
19 -	59.242	0.686	73.40	15:34:48.780

Weather / Track : Bright / Dry

Brands Hatch Indy

Circuit Length = 1.2079 miles

Start: 15:13 Flag 15:34 End: 15:35



# BRSCC Mazda MX-5 Championship - 3A

## RACE 13 - LAP ANALYSIS

DIFF = Difference To Personal Best Lap

<b>P29 56 Thomas JENKINS</b>				
LAP	LAP TIME	DIFF	MPH	TIME OF DAY
1 -	3:37.380	2:38.710	20.00	15:17:01.866
2 -	1:00.835	2.165	71.48	15:18:02.701
3 -	1:00.054	1.384	72.41	15:19:02.755
4 -	59.014	0.344	73.68	15:20:01.769
5 -	59.970	1.300	72.51	15:21:01.739
6 -	59.450	0.780	73.14	15:22:01.189
7 -	59.274	0.604	73.36	15:23:00.463
8 -	59.269	0.599	73.37	15:23:59.732
9 -	59.138	0.468	73.53	15:24:58.870
10 -	59.480	0.810	73.11	15:25:58.350
11 -	59.114	0.444	73.56	15:26:57.464
12 -	59.040	0.370	73.65	15:27:56.504
13 -	58.904	0.234	73.82	15:28:55.408
<b>14 -</b>	<b>58.670 (1)</b>		<b>74.11</b>	<b>15:29:54.078</b>
15 -	59.182	0.512	73.47	15:30:53.260
16 -	59.365	0.695	73.25	15:31:52.625
17 -	58.808 (2)	0.138	73.94	15:32:51.433
18 -	59.007	0.337	73.69	15:33:50.440
19 -	58.831 (3)	0.161	73.91	15:34:49.271

<b>P30 13 Scott LEACH (M)</b>				
LAP	LAP TIME	DIFF	MPH	TIME OF DAY
1 -	3:31.899	2:33.492	20.52	15:16:56.385
<b>2 -</b>	<b>58.407 (1)</b>		<b>74.45</b>	<b>15:17:54.792</b>
3 -	1:12.980	14.573	59.58	15:19:07.772
4 -	59.163	0.756	73.50	15:20:06.935
5 -	59.708	1.301	72.83	15:21:06.643
6 -	59.419	1.012	73.18	15:22:06.062
7 -	58.860	0.453	73.88	15:23:04.922
8 -	58.865	0.458	73.87	15:24:03.787
9 -	58.582 (2)	0.175	74.23	15:25:02.369
10 -	1:01.652	3.245	70.53	15:26:04.021
11 -	59.656	1.249	72.89	15:27:03.677
12 -	58.880	0.473	73.85	15:28:02.557
13 -	58.810	0.403	73.94	15:29:01.367
14 -	58.858	0.451	73.88	15:30:00.225
15 -	58.800 (3)	0.393	73.95	15:30:59.025
16 -	58.961	0.554	73.75	15:31:57.986
17 -	59.265	0.858	73.37	15:32:57.251
18 -	58.980	0.573	73.73	15:33:56.231
19 -	59.033	0.626	73.66	15:34:55.264

<b>P31 80 Peter TYLER (M)</b>				
LAP	LAP TIME	DIFF	MPH	TIME OF DAY
1 -	3:36.810	2:38.010	20.05	15:17:01.296
2 -	1:00.572	1.772	71.79	15:18:01.868
3 -	1:00.744	1.944	71.58	15:19:02.612
4 -	59.833	1.033	72.67	15:20:02.445
5 -	59.663	0.863	72.88	15:21:02.108
6 -	1:02.238	3.438	69.87	15:22:04.346
7 -	59.376	0.576	73.23	15:23:03.722
8 -	59.938	1.138	72.55	15:24:03.660
9 -	59.927	1.127	72.56	15:25:03.587
10 -	59.638	0.838	72.91	15:26:03.225
11 -	1:00.834	2.034	71.48	15:27:04.059
12 -	59.279	0.479	73.35	15:28:03.338
13 -	59.091 (2)	0.291	73.59	15:29:02.429
<b>14 -</b>	<b>58.800 (1)</b>		<b>73.95</b>	<b>15:30:01.229</b>
15 -	59.434	0.634	73.16	15:31:00.663
16 -	59.209	0.409	73.44	15:31:59.872

DIFF = Difference To Personal Best Lap

17 -	59.332	0.532	73.29	15:32:59.204
18 -	59.130	0.330	73.54	15:33:58.334
19 -	59.096 (3)	0.296	73.58	15:34:57.430

<b>P32 3 Richard WOOTTEN</b>				
LAP	LAP TIME	DIFF	MPH	TIME OF DAY
1 -	3:37.032	2:37.673	20.03	15:17:01.518
2 -	1:01.101	1.742	71.17	15:18:02.619
3 -	1:00.713	1.354	71.62	15:19:03.332
<b>4 -</b>	<b>59.359 (1)</b>		<b>73.25</b>	<b>15:20:02.691</b>
5 -	59.749 (2)	0.390	72.78	15:21:02.440
6 -	1:06.992	7.633	64.91	15:22:09.432
7 -	1:00.852	1.493	71.46	15:23:10.284
8 -	1:00.504	1.145	71.87	15:24:10.788
9 -	1:00.281	0.922	72.13	15:25:11.069
10 -	1:00.087	0.728	72.37	15:26:11.156
11 -	1:00.289	0.930	72.12	15:27:11.445
12 -	59.969 (3)	0.610	72.51	15:28:11.414
13 -	1:00.380	1.021	72.02	15:29:11.794
14 -	1:00.463	1.104	71.92	15:30:12.257
15 -	1:00.153	0.794	72.29	15:31:12.410
16 -	1:00.338	0.979	72.07	15:32:12.748
17 -	1:00.166	0.807	72.27	15:33:12.914
18 -	1:00.632	1.273	71.72	15:34:13.546
19 -	1:00.664	1.305	71.68	15:35:14.210

Weather / Track : Bright / Dry

# BRSCC Mazda MX-5 Championship - 3A

## RACE 13 - STATISTICS

**Competitors Started** 32  
**Planned Start** 2019-03-24 @ 15:05:00.000  
**Actual Start** 2019-03-24 @ 15:13:24.485  
**Finish Time** 2019-03-24 @ 15:34:14.775  
**Track Length** 1.2079mi.  
**Total Laps** 608  
**Total Distance Covered** 734.4309mi.

### Session Fastest Lap History

NO	NAME	LAP TIME	TIME OF DAY	LAP	VEHICLE
71	Ben SHORT	<b>3:27.866</b>	15:16:52.369	1	Mazda MX-5 Mk1
71	Ben SHORT	<b>58.924</b>	15:17:51.292	2	Mazda MX-5 Mk1
83	Brian TROTT (M)	<b>58.416</b>	15:17:51.421	2	Mazda MX-5 Mk1
63	Oliver ALLWOOD	<b>58.231</b>	15:17:52.231	2	Mazda MX-5 Mk1
71	Ben SHORT	<b>57.982</b>	15:18:49.275	3	Mazda MX-5 Mk1
1	Will BLACKWELL-CHAMBERS	<b>57.919</b>	15:18:49.614	3	Mazda MX-5 Mk1
41	Joe WIGGIN	<b>57.908</b>	15:18:49.993	3	Mazda MX-5 Mk1
63	Oliver ALLWOOD	<b>57.905</b>	15:18:50.135	3	Mazda MX-5 Mk1
71	Ben SHORT	<b>57.808</b>	15:19:47.082	4	Mazda MX-5 Mk1
1	Will BLACKWELL-CHAMBERS	<b>57.797</b>	15:20:45.339	5	Mazda MX-5 Mk1
63	Oliver ALLWOOD	<b>57.696</b>	15:20:45.751	5	Mazda MX-5 Mk1
88	Stuart SYMONDS	<b>57.679</b>	15:22:43.269	7	Mazda MX-5 Mk1
4	Adam BESSELL	<b>57.656</b>	15:24:38.151	9	Mazda MX-5 Mk1
77	Steve FODEN	<b>57.646</b>	15:24:38.330	9	Mazda MX-5 Mk1
72	Matt LUFF	<b>57.610</b>	15:24:43.069	9	Mazda MX-5 Mk1
88	Stuart SYMONDS	<b>57.597</b>	15:26:34.463	11	Mazda MX-5 Mk1
41	Joe WIGGIN	<b>57.519</b>	15:30:24.714	15	Mazda MX-5 Mk1
63	Oliver ALLWOOD	<b>57.454</b>	15:30:26.184	15	Mazda MX-5 Mk1
63	Oliver ALLWOOD	<b>57.329</b>	15:32:21.057	17	Mazda MX-5 Mk1

### Session Leader History

NO	NAME	FROM LAP	LAPS LED	DISTANCE	VEHICLE
71	Ben SHORT	1	19	22.95 miles	Mazda MX-5 Mk1

### Flag History

TYPE	TIME OF DAY
GREEN	15:13:24.485
FINISH	15:34:14.775

### Flag Statistics

TYPE	COUNT	TOTAL LAPS	TOTAL TIME
Green	1	18	20:50.290
Red	0	0	0.000
Safety Car	0	0	0.000
FCY	0	0	0.000

Weather / Track : Bright / Dry

These results are provisional until the conclusion of any judicial and technical matters.

Brands Hatch Indy

Circuit Length = 1.2079 miles

Start: 15:13 Flag 15:34 End: 15:35

Clerk Of Course :	Timekeeper :
-------------------	--------------

**BRSCC Mazda MX-5 Championship - 3B**
**RACE 15 - CLASSIFICATION**

POS	NO	NAME	ENTRY	LAPS	TIME	GAP	DIFF	MPH	BEST	ON
1	5	John LANGRIDGE	Mazda MX-5 Mk1	9	11:29.057			56.79	<b>57.383</b>	8
2	60	Nick LE DOYEN (M)	Mazda MX-5 Mk1	9	11:43.539	<b>14.482</b>	14.482	55.62	<b>59.353</b>	5
3	43	Joseph WILLMOTT	Mazda MX-5 Mk1	9	11:43.735	<b>14.678</b>	0.196	55.61	<b>58.754</b>	7
4	82	Michael KNIBBS	Mazda MX-5 Mk1	9	11:45.441	<b>16.384</b>	1.706	55.47	<b>59.040</b>	9
5	57	Oliver JENKINS	Mazda MX-5 Mk1	9	11:45.777	<b>16.720</b>	0.336	55.45	<b>59.060</b>	9
6	11	Sam JARVIS	Mazda MX-5 Mk1	9	11:46.662	<b>17.605</b>	0.885	55.38	<b>59.585</b>	9
7	96	Charles MUGGLESTONE	Mazda MX-5 Mk1	9	11:47.403	<b>18.346</b>	0.741	55.32	<b>59.426</b>	6
8	722	Alan HAWKINS (M)	Mazda MX-5 Mk1	9	11:48.103	<b>19.046</b>	0.700	55.27	<b>59.070</b>	8
9	74	Clive CHISNALL (M)	Mazda MX-5 Mk1	9	11:48.304	<b>19.247</b>	0.201	55.25	<b>59.092</b>	8
10	22	Owen MILLS	Mazda MX-5 Mk1	9	11:48.858	<b>19.801</b>	0.554	55.21	<b>59.034</b>	8
11	20	Christopher GINN (M)	Mazda MX-5 Mk1	9	11:50.239	<b>21.182</b>	1.381	55.10	<b>59.797</b>	9
12	14	Elliott HANN	Mazda MX-5 Mk1	9	11:51.486	<b>22.429</b>	1.247	55.00	<b>59.520</b>	8
13	27	Christian DANN	Mazda MX-5 Mk1	9	11:51.593	<b>22.536</b>	0.107	54.99	<b>59.329</b>	8
14	37	Tim DORE (M)	Mazda MX-5 Mk1	9	11:53.796	<b>24.739</b>	2.203	54.82	<b>59.763</b>	9
15	45	Graham RUMSEY (M)	Mazda MX-5 Mk1	9	11:57.312	<b>28.255</b>	3.516	54.56	<b>1:00.289</b>	2
16	90	Bruce ROBINSON (M)	Mazda MX-5 Mk1	9	11:57.578	<b>28.521</b>	0.266	54.54	<b>59.963</b>	7
17	191	Andrew BARRETT (M)	Mazda MX-5 Mk1	9	11:58.153	<b>29.096</b>	0.575	54.49	<b>1:00.073</b>	7
18	2	Jake STYLES	Mazda MX-5 Mk1	9	12:00.199	<b>31.142</b>	2.046	54.34	<b>59.344</b>	9
19	21	Matthew FLETCHER	Mazda MX-5 Mk1	9	12:12.568	<b>43.511</b>	12.369	53.42	<b>59.604</b>	7
20	68	Ashley HEATH (M)	Mazda MX-5 Mk1	9	12:12.698	<b>43.641</b>	0.130	53.41	<b>1:00.944</b>	7
21	42	Toby OWEN	Mazda MX-5 Mk1	9	12:13.673	<b>44.616</b>	0.975	53.34	<b>1:01.127</b>	7
22	53	Jonathan FIELDSEND (M)	Mazda MX-5 Mk1	9	12:14.443	<b>45.386</b>	0.770	53.28	<b>1:01.646</b>	9
23	73	Jon WOOD (M)	Mazda MX-5 Mk1	9	12:20.726	<b>51.669</b>	6.283	52.83	<b>1:02.516</b>	9
24	34	Adam TYRRELL (M)	Mazda MX-5 Mk1	8	11:33.387	<b>1 Lap</b>	1 Lap	50.17	<b>1:04.138</b>	7

## NOT CLASSIFIED

DNF	25	Ivan LEARY (M)	Mazda MX-5 Mk1	9	11:47.522	<b>18.465</b>	0.000	55.31	<b>59.321</b>	7
DNF	31	Bryn GRIFFITHS (M)	Mazda MX-5 Mk1	9	11:47.720	<b>18.663</b>	0.198	55.30	<b>59.034</b>	5
DNF	10	Thomas MALLETT	Mazda MX-5 Mk1	2	4:56.977	<b>7 Laps</b>	7 Laps	29.28	<b>1:03.306</b>	2

## FASTEST LAP

5	John LANGRIDGE	Mazda MX-5 Mk1	8	57.383	75.78 mph	121.95 kph
---	----------------	----------------	---	--------	-----------	------------

Cars 25 and 31 - NC as not running at time of red flag

Weather / Track : Bright / Dry

These results are provisional until the conclusion of any judicial and technical matters.

Brands Hatch Indy

Circuit Length = 1.2079 miles

Start: 16:15 Flag 16:27 End: 16:30

Clerk Of Course :

Timekeeper :

# BRSCC Mazda MX-5 Championship - 3B

## RACE 15 - LAP CHART

LAP 1 @ 16:19:20.692			LAP 2 @ 16:20:19.051			LAP 3 @ 16:21:17.163			LAP 4 @ 16:22:14.887			LAP 5 @ 16:23:12.558		
NO	BEHIND	LAP TIME	NO	BEHIND	LAP TIME	NO	BEHIND	LAP TIME	NO	BEHIND	LAP TIME	NO	BEHIND	LAP TIME
5		3:45.040	5		58.359	5		58.112	5		57.724	5		57.671
96	0.993	3:46.033	96	2.723	1:00.089	60	4.345	59.684	60	6.298	59.677	60	7.980	59.353
60	1.159	3:46.199	60	2.773	59.973	96	4.876	1:00.265	96	6.733	59.581	43	9.213	59.826
82	1.409	3:46.449	82	3.033	59.983	82	5.102	1:00.181	82	6.954	59.576	96	9.721	1:00.659
43	1.617	3:46.657	43	3.248	59.990	43	5.278	1:00.142	43	7.058	59.504	82	9.863	1:00.580
74	1.977	3:47.017	74	3.347	59.729	57	5.771	59.946	57	7.569	59.522	57	10.199	1:00.301
57	2.671	3:47.711	57	3.937	59.625	74	6.084	1:00.849	74	8.279	59.919	74	10.307	59.699
11	3.190	3:48.230	11	4.511	59.680	11	6.439	1:00.040	11	8.724	1:00.009	722	10.659	59.560
722	3.256	3:48.296	722	5.098	1:00.201	722	6.651	59.665	722	8.770	59.843	11	10.936	59.883
31	3.552	3:48.592	31	5.791	1:00.598	31	6.838	59.159	25	9.511	59.421	25	11.253	59.413
20	4.089	3:49.129	20	6.228	1:00.498	25	7.814	59.481	31	9.993	1:00.879	31	11.356	59.034
25	5.021	3:50.061	25	6.445	59.783	20	8.477	1:00.361	20	11.061	1:00.308	20	13.698	1:00.308
14	5.393	3:50.433	14	7.112	1:00.078	14	8.843	59.843	14	11.339	1:00.220	14	13.765	1:00.097
45	5.861	3:50.901	45	7.791	1:00.289	45	10.380	1:00.701	45	13.478	1:00.822	22	15.362	59.427
22	6.386	3:51.426	22	8.140	1:00.113	22	10.562	1:00.534	22	13.606	1:00.768	27	16.487	1:00.226
27	6.621	3:51.661	27	8.905	1:00.643	27	11.032	1:00.239	27	13.932	1:00.624	37	17.204	1:00.541
37	7.028	3:52.068	37	9.264	1:00.595	37	11.392	1:00.240	37	14.334	1:00.666	45	17.471	1:01.664
90	7.641	3:52.681	90	10.514	1:01.232	90	13.222	1:00.820	90	16.718	1:01.220	90	19.889	1:00.842
21	7.759	3:52.799	191	13.300	1:02.978	191	15.329	1:00.141	191	17.809	1:00.204	191	20.534	1:00.396
10	8.631	3:53.671	10	13.578	1:03.306	2	19.104	1:01.394	2	21.959	1:00.579	2	24.254	59.966
191	8.681	3:53.721	53	14.302	1:03.261	53	19.514	1:03.324	53	23.760	1:01.970	53	27.748	1:01.659
53	9.400	3:54.440	42	14.891	1:03.170	42	20.342	1:03.563	42	24.763	1:02.145	42	28.588	1:01.496
42	10.080	3:55.120	68	15.532	1:03.485	68	20.425	1:03.005	68	24.974	1:02.273	68	28.749	1:01.446
68	10.406	3:55.446	2	15.822	1:02.971	73	21.982	1:03.311	73	27.405	1:03.147	73	32.454	1:02.720
73	11.093	3:56.133	73	16.783	1:04.049	21	29.077	1:01.042	21	31.324	59.971	21	33.677	1:00.024
2	11.210	3:56.250	34	19.823	1:05.806	34	29.312	1:07.601	34	36.374	1:04.786	34	43.178	1:04.475
34	12.376	3:57.416	21	26.147	1:16.747									

Weather / Track : Bright / Dry

# BRSCC Mazda MX-5 Championship - 3B

## RACE 15 - LAP CHART

LAP 6 @ 16:24:10.159			LAP 7 @ 16:25:07.760			LAP 8 @ 16:26:05.143			LAP 9 @ 16:27:04.709		
NO	BEHIND	LAP TIME	NO	BEHIND	LAP TIME	NO	BEHIND	LAP TIME	NO	BEHIND	LAP TIME
5		57.601	5		57.601	5		57.383	5		59.566
60	9.946	59.567	60	11.991	59.646	60	13.995	59.387	34	1 Lap	1:04.433
96	11.546	59.426	43	12.742	58.754	43	14.263	58.904	60	14.482	1:00.053
43	11.589	59.977	82	14.752	1:00.493	82	16.910	59.541	43	14.678	59.981
82	11.860	59.598	57	14.832	1:00.285	57	17.226	59.777	82	16.384	59.040
57	12.148	59.550	11	15.339	59.709	11	17.586	59.630	57	16.720	59.060
11	13.231	59.896	31	15.474	59.704	96	18.252	1:00.153	11	17.605	59.585
31	13.371	59.616	96	15.482	1:01.537	25	18.383	59.589	96	18.346	59.660
25	14.457	1:00.805	25	16.177	59.321	31	18.490	1:00.399	25	18.465	59.648
74	15.399	1:02.693	74	17.081	59.283	74	18.790	59.092	31	18.663	59.739
722	15.568	1:02.510	722	17.366	59.399	722	19.053	59.070	722	19.046	59.559
20	16.309	1:00.212	20	18.506	59.798	22	20.304	59.034	74	19.247	1:00.023
14	16.532	1:00.368	22	18.653	59.413	20	20.951	59.828	22	19.801	59.063
22	16.841	59.080	14	19.584	1:00.653	14	21.721	59.520	20	21.182	59.797
27	18.607	59.721	27	20.470	59.464	27	22.416	59.329	14	22.429	1:00.274
37	19.437	59.834	37	21.790	59.954	37	24.542	1:00.135	27	22.536	59.686
45	20.883	1:01.013	45	24.128	1:00.846	45	27.236	1:00.491	37	24.739	59.763
90	22.375	1:00.087	90	24.737	59.963	90	27.479	1:00.125	45	28.255	1:00.585
191	23.336	1:00.403	191	25.808	1:00.073	191	28.550	1:00.125	90	28.521	1:00.608
2	26.841	1:00.188	2	29.031	59.791	2	31.364	59.716	191	29.096	1:00.112
53	32.267	1:02.120	53	36.760	1:02.094	68	41.163	1:01.771	2	31.142	59.344
68	33.432	1:02.284	68	36.775	1:00.944	42	42.407	1:02.177	21	43.511	1:00.626
42	34.087	1:03.100	42	37.613	1:01.127	21	42.451	1:01.708	68	43.641	1:02.044
21	36.123	1:00.047	21	38.126	59.604	53	43.306	1:03.929	42	44.616	1:01.775
73	37.826	1:02.973	73	42.933	1:02.708	73	48.719	1:03.169	53	45.386	1:01.646
34	50.309	1:04.732	34	56.846	1:04.138				73	51.669	1:02.516

Weather / Track : Bright / Dry

Results can be found at [www.tsl-timing.com](http://www.tsl-timing.com)

Page 2 of 2

Brands Hatch Indy  
Circuit Length = 1.2079 miles  
Start: 16:15 Flag 16:27 End: 16:30

Printed - 16:35 Sunday, 24 March 2019

# BRSCC Mazda MX-5 Championship - 3B

## RACE 15 - LAP ANALYSIS

DIFF = Difference To Personal Best Lap

P1 5 John LANGRIDGE				
LAP	LAP TIME	DIFF	MPH	TIME OF DAY
1 -	3:45.040	2:47.657	19.32	16:19:20.692
2 -	58.359	0.976	74.51	16:20:19.051
3 -	58.112	0.729	74.83	16:21:17.163
4 -	57.724	0.341	75.33	16:22:14.887
5 -	57.671	0.288	75.40	16:23:12.558
6 -	57.601 (2)	0.218	75.49	16:24:10.159
7 -	57.601 (2)	0.218	75.49	16:25:07.760
8 -	<b>57.383 (1)</b>		<b>75.78</b>	<b>16:26:05.143</b>
9 -	59.566	2.183	73.00	16:27:04.709

P2 60 Nick LE DOYEN (M)				
LAP	LAP TIME	DIFF	MPH	TIME OF DAY
1 -	3:46.199	2:46.846	19.22	16:19:21.851
2 -	59.973	0.620	72.50	16:20:21.824
3 -	59.684	0.331	72.86	16:21:21.508
4 -	59.677	0.324	72.86	16:22:21.185
5 -	<b>59.353 (1)</b>		<b>73.26</b>	<b>16:23:20.538</b>
6 -	59.567 (3)	0.214	73.00	16:24:20.105
7 -	59.646	0.293	72.90	16:25:19.751
8 -	59.387 (2)	0.034	73.22	16:26:19.138
9 -	1:00.053	0.700	72.41	16:27:19.191

P3 43 Joseph WILLMOTT				
LAP	LAP TIME	DIFF	MPH	TIME OF DAY
1 -	3:46.657	2:47.903	19.18	16:19:22.309
2 -	59.990	1.236	72.48	16:20:22.299
3 -	1:00.142	1.388	72.30	16:21:22.441
4 -	59.504 (3)	0.750	73.08	16:22:21.945
5 -	59.826	1.072	72.68	16:23:21.771
6 -	59.977	1.223	72.50	16:24:21.748
7 -	<b>58.754 (1)</b>		<b>74.01</b>	<b>16:25:20.502</b>
8 -	58.904 (2)	0.150	73.82	16:26:19.406
9 -	59.981	1.227	72.49	16:27:19.387

P4 82 Michael KNIBBS				
LAP	LAP TIME	DIFF	MPH	TIME OF DAY
1 -	3:46.449	2:47.409	19.20	16:19:22.101
2 -	59.983	0.943	72.49	16:20:22.084
3 -	1:00.181	1.141	72.25	16:21:22.265
4 -	59.576 (3)	0.536	72.99	16:22:21.841
5 -	1:00.580	1.540	71.78	16:23:22.421
6 -	59.598	0.558	72.96	16:24:22.019
7 -	1:00.493	1.453	71.88	16:25:22.512
8 -	59.541 (2)	0.501	73.03	16:26:22.053
9 -	<b>59.040 (1)</b>		<b>73.65</b>	<b>16:27:21.093</b>

P5 57 Oliver JENKINS				
LAP	LAP TIME	DIFF	MPH	TIME OF DAY
1 -	3:47.711	2:48.651	19.09	16:19:23.363
2 -	59.625	0.565	72.93	16:20:22.988
3 -	59.946	0.886	72.54	16:21:22.934
4 -	59.522 (2)	0.462	73.05	16:22:22.456
5 -	1:00.301	1.241	72.11	16:23:22.757
6 -	59.550 (3)	0.490	73.02	16:24:22.307
7 -	1:00.285	1.225	72.13	16:25:22.592
8 -	59.777	0.717	72.74	16:26:22.369
9 -	<b>59.060 (1)</b>		<b>73.63</b>	<b>16:27:21.429</b>

DIFF = Difference To Personal Best Lap

P6 11 Sam JARVIS				
LAP	LAP TIME	DIFF	MPH	TIME OF DAY
1 -	3:48.230	2:48.645	19.05	16:19:23.882
2 -	59.680 (3)	0.095	72.86	16:20:23.562
3 -	1:00.040	0.455	72.42	16:21:23.602
4 -	1:00.009	0.424	72.46	16:22:23.611
5 -	59.883	0.298	72.61	16:23:23.494
6 -	59.896	0.311	72.60	16:24:23.390
7 -	59.709	0.124	72.82	16:25:23.099
8 -	59.630 (2)	0.045	72.92	16:26:22.729
9 -	<b>59.585 (1)</b>		<b>72.98</b>	<b>16:27:22.314</b>

P7 96 Charles MUGGLESTONE				
LAP	LAP TIME	DIFF	MPH	TIME OF DAY
1 -	3:46.033	2:46.607	19.23	16:19:21.685
2 -	1:00.089	0.663	72.36	16:20:21.774
3 -	1:00.265	0.839	72.15	16:21:22.039
4 -	59.581 (2)	0.155	72.98	16:22:21.620
5 -	1:00.659	1.233	71.68	16:23:22.279
6 -	<b>59.426 (1)</b>		<b>73.17</b>	<b>16:24:21.705</b>
7 -	1:01.537	2.111	70.66	16:25:23.242
8 -	1:00.153	0.727	72.29	16:26:23.395
9 -	59.660 (3)	0.234	72.88	16:27:23.055

P8 722 Alan HAWKINS (M)				
LAP	LAP TIME	DIFF	MPH	TIME OF DAY
1 -	3:48.296	2:49.226	19.04	16:19:23.948
2 -	1:00.201	1.131	72.23	16:20:24.149
3 -	59.665	0.595	72.88	16:21:23.814
4 -	59.843	0.773	72.66	16:22:23.657
5 -	59.560	0.490	73.01	16:23:23.217
6 -	1:02.510	3.440	69.56	16:24:25.727
7 -	59.399 (2)	0.329	73.21	16:25:25.126
8 -	<b>59.070 (1)</b>		<b>73.61</b>	<b>16:26:24.196</b>
9 -	59.559 (3)	0.489	73.01	16:27:23.755

P9 74 Clive CHISNALL (M)				
LAP	LAP TIME	DIFF	MPH	TIME OF DAY
1 -	3:47.017	2:47.925	19.15	16:19:22.669
2 -	59.729	0.637	72.80	16:20:22.398
3 -	1:00.849	1.757	71.46	16:21:23.247
4 -	59.919	0.827	72.57	16:22:23.166
5 -	59.699 (3)	0.607	72.84	16:23:22.865
6 -	1:02.693	3.601	69.36	16:24:25.558
7 -	59.283 (2)	0.191	73.35	16:25:24.841
8 -	<b>59.092 (1)</b>		<b>73.59</b>	<b>16:26:23.933</b>
9 -	1:00.023	0.931	72.44	16:27:23.956

P10 22 Owen MILLS				
LAP	LAP TIME	DIFF	MPH	TIME OF DAY
1 -	3:51.426	2:52.392	18.79	16:19:27.078
2 -	1:00.113	1.079	72.34	16:20:27.191
3 -	1:00.534	1.500	71.83	16:21:27.725
4 -	1:00.768	1.734	71.56	16:22:28.493
5 -	59.427	0.393	73.17	16:23:27.920
6 -	59.080 (3)	0.046	73.60	16:24:27.000
7 -	59.413	0.379	73.19	16:25:26.413
8 -	<b>59.034 (1)</b>		<b>73.66</b>	<b>16:26:25.447</b>
9 -	59.063 (2)	0.029	73.62	16:27:24.510

Weather / Track : Bright / Dry

Brands Hatch Indy  
Circuit Length = 1.2079 miles  
Start: 16:15 Flag 16:27 End: 16:30

# BRSCC Mazda MX-5 Championship - 3B

## RACE 15 - LAP ANALYSIS

DIFF = Difference To Personal Best Lap

<b>P11 20 Christopher GINN (M)</b>				
LAP	LAP TIME	DIFF	MPH	TIME OF DAY
1 -	3:49.129	2:49.332	18.97	16:19:24.781
2 -	1:00.498	0.701	71.88	16:20:25.279
3 -	1:00.361	0.564	72.04	16:21:25.640
4 -	1:00.308	0.511	72.10	16:22:25.948
5 -	1:00.308	0.511	72.10	16:23:26.256
6 -	1:00.212	0.415	72.22	16:24:26.468
7 -	59.798 (2)	0.001	72.72	16:25:26.266
8 -	59.828 (3)	0.031	72.68	16:26:26.094
9 -	<b>59.797 (1)</b>		<b>72.72</b>	<b>16:27:25.891</b>

<b>P12 14 Elliott HANN</b>				
LAP	LAP TIME	DIFF	MPH	TIME OF DAY
1 -	3:50.433	2:50.913	18.87	16:19:26.085
2 -	1:00.078 (3)	0.558	72.38	16:20:26.163
3 -	59.843 (2)	0.323	72.66	16:21:26.006
4 -	1:00.220	0.700	72.21	16:22:26.226
5 -	1:00.097	0.577	72.35	16:23:26.323
6 -	1:00.368	0.848	72.03	16:24:26.691
7 -	1:00.653	1.133	71.69	16:25:27.344
8 -	<b>59.520 (1)</b>		<b>73.06</b>	<b>16:26:26.864</b>
9 -	1:00.274	0.754	72.14	16:27:27.138

<b>P13 27 Christian DANN</b>				
LAP	LAP TIME	DIFF	MPH	TIME OF DAY
1 -	3:51.661	2:52.332	18.77	16:19:27.313
2 -	1:00.643	1.314	71.70	16:20:27.956
3 -	1:00.239	0.910	72.18	16:21:28.195
4 -	1:00.624	1.295	71.73	16:22:28.819
5 -	1:00.226	0.897	72.20	16:23:29.045
6 -	59.721	0.392	72.81	16:24:28.766
7 -	59.464 (2)	0.135	73.13	16:25:28.230
8 -	<b>59.329 (1)</b>		<b>73.29</b>	<b>16:26:27.559</b>
9 -	59.686 (3)	0.357	72.85	16:27:27.245

<b>P14 37 Tim DORE (M)</b>				
LAP	LAP TIME	DIFF	MPH	TIME OF DAY
1 -	3:52.068	2:52.305	18.73	16:19:27.720
2 -	1:00.595	0.832	71.76	16:20:28.315
3 -	1:00.240	0.477	72.18	16:21:28.555
4 -	1:00.666	0.903	71.68	16:22:29.221
5 -	1:00.541	0.778	71.82	16:23:29.762
6 -	59.834 (2)	0.071	72.67	16:24:29.596
7 -	59.954 (3)	0.191	72.53	16:25:29.550
8 -	1:00.135	0.372	72.31	16:26:29.685
9 -	<b>59.763 (1)</b>		<b>72.76</b>	<b>16:27:29.448</b>

<b>P15 45 Graham RUMSEY (M)</b>				
LAP	LAP TIME	DIFF	MPH	TIME OF DAY
1 -	3:50.901	2:50.612	18.83	16:19:26.553
2 -	<b>1:00.289 (1)</b>		<b>72.12</b>	<b>16:20:26.842</b>
3 -	1:00.701	0.412	71.63	16:21:27.543
4 -	1:00.822	0.533	71.49	16:22:28.365
5 -	1:01.664	1.375	70.52	16:23:30.029
6 -	1:01.013	0.724	71.27	16:24:31.042
7 -	1:00.846	0.557	71.46	16:25:31.888
8 -	1:00.491 (2)	0.202	71.88	16:26:32.379
9 -	1:00.585 (3)	0.296	71.77	16:27:32.964

DIFF = Difference To Personal Best Lap

<b>P16 90 Bruce ROBINSON (M)</b>				
LAP	LAP TIME	DIFF	MPH	TIME OF DAY
1 -	3:52.681	2:52.718	18.68	16:19:28.333
2 -	1:01.232	1.269	71.01	16:20:29.565
3 -	1:00.820	0.857	71.49	16:21:30.385
4 -	1:01.220	1.257	71.03	16:22:31.605
5 -	1:00.842	0.879	71.47	16:23:32.447
6 -	1:00.087 (2)	0.124	72.37	16:24:32.534
7 -	<b>59.963 (1)</b>		<b>72.52</b>	<b>16:25:32.497</b>
8 -	1:00.125 (3)	0.162	72.32	16:26:32.622
9 -	1:00.608	0.645	71.74	16:27:33.230

<b>P17 191 Andrew BARRETT (M)</b>				
LAP	LAP TIME	DIFF	MPH	TIME OF DAY
1 -	3:53.721	2:53.648	18.60	16:19:29.373
2 -	1:02.978	2.905	69.04	16:20:32.351
3 -	1:00.141	0.068	72.30	16:21:32.492
4 -	1:00.204	0.131	72.23	16:22:32.696
5 -	1:00.396	0.323	72.00	16:23:33.092
6 -	1:00.403	0.330	71.99	16:24:33.495
7 -	<b>1:00.073 (1)</b>		<b>72.38</b>	<b>16:25:33.568</b>
8 -	1:00.125 (3)	0.052	72.32	16:26:33.693
9 -	1:00.112 (2)	0.039	72.34	16:27:33.805

<b>P18 2 Jake STYLES</b>				
LAP	LAP TIME	DIFF	MPH	TIME OF DAY
1 -	3:56.250	2:56.906	18.40	16:19:31.902
2 -	1:02.971	3.627	69.05	16:20:34.873
3 -	1:01.394	2.050	70.83	16:21:36.267
4 -	1:00.579	1.235	71.78	16:22:36.846
5 -	59.966	0.622	72.51	16:23:36.812
6 -	1:00.188	0.844	72.25	16:24:37.000
7 -	59.791 (3)	0.447	72.73	16:25:36.791
8 -	59.716 (2)	0.372	72.82	16:26:36.507
9 -	<b>59.344 (1)</b>		<b>73.27</b>	<b>16:27:35.851</b>

<b>P19 21 Matthew FLETCHER</b>				
LAP	LAP TIME	DIFF	MPH	TIME OF DAY
1 -	3:52.799	2:53.195	18.67	16:19:28.451
2 -	1:16.747	17.143	56.66	16:20:45.198
3 -	1:01.042	1.438	71.23	16:21:46.240
4 -	59.971 (2)	0.367	72.51	16:22:46.211
5 -	1:00.024 (3)	0.420	72.44	16:23:46.235
6 -	1:00.047	0.443	72.42	16:24:46.282
7 -	<b>59.604 (1)</b>		<b>72.95</b>	<b>16:25:45.886</b>
8 -	1:01.708	2.104	70.47	16:26:47.594
9 -	1:00.626	1.022	71.72	16:27:48.220

<b>P20 68 Ashley HEATH (M)</b>				
LAP	LAP TIME	DIFF	MPH	TIME OF DAY
1 -	3:55.446	2:54.502	18.46	16:19:31.098
2 -	1:03.485	2.541	68.49	16:20:34.583
3 -	1:03.005	2.061	69.01	16:21:37.588
4 -	1:02.273	1.329	69.83	16:22:39.861
5 -	1:01.446 (2)	0.502	70.77	16:23:41.307
6 -	1:02.284	1.340	69.81	16:24:43.591
7 -	<b>1:00.944 (1)</b>		<b>71.35</b>	<b>16:25:44.535</b>
8 -	1:01.771 (3)	0.827	70.39	16:26:46.306
9 -	1:02.044	1.100	70.08	16:27:48.350

Weather / Track : Bright / Dry

Brands Hatch Indy  
Circuit Length = 1.2079 miles  
Start: 16:15 Flag 16:27 End: 16:30

# BRSCC Mazda MX-5 Championship - 3B

## RACE 15 - LAP ANALYSIS

DIFF = Difference To Personal Best Lap

<b>P21 42 Toby OWEN</b>				
LAP	LAP TIME	DIFF	MPH	TIME OF DAY
1 -	3:55.120	2:53.993	18.49	16:19:30.772
2 -	1:03.170	2.043	68.83	16:20:33.942
3 -	1:03.563	2.436	68.41	16:21:37.505
4 -	1:02.145	1.018	69.97	16:22:39.650
5 -	1:01.496 (2)	0.369	70.71	16:23:41.146
6 -	1:03.100	1.973	68.91	16:24:44.246
<b>7 -</b>	<b>1:01.127 (1)</b>		<b>71.14</b>	<b>16:25:45.373</b>
8 -	1:02.177	1.050	69.93	16:26:47.550
9 -	1:01.775 (3)	0.648	70.39	16:27:49.325

<b>P22 53 Jonathan FIELDSEND (M)</b>				
LAP	LAP TIME	DIFF	MPH	TIME OF DAY
1 -	3:54.440	2:52.794	18.54	16:19:30.092
2 -	1:03.261	1.615	68.74	16:20:33.353
3 -	1:03.324	1.678	68.67	16:21:36.677
4 -	1:01.970 (3)	0.324	70.17	16:22:38.647
5 -	1:01.659 (2)	0.013	70.52	16:23:40.306
6 -	1:02.120	0.474	70.00	16:24:42.426
7 -	1:02.094	0.448	70.03	16:25:44.520
8 -	1:03.929	2.283	68.02	16:26:48.449
9 -	<b>1:01.646 (1)</b>		<b>70.54</b>	<b>16:27:50.095</b>

<b>P23 73 Jon WOOD (M)</b>				
LAP	LAP TIME	DIFF	MPH	TIME OF DAY
1 -	3:56.133	2:53.617	18.41	16:19:31.785
2 -	1:04.049	1.533	67.89	16:20:35.834
3 -	1:03.311	0.795	68.68	16:21:39.145
4 -	1:03.147	0.631	68.86	16:22:42.292
5 -	1:02.720 (3)	0.204	69.33	16:23:45.012
6 -	1:02.973	0.457	69.05	16:24:47.985
7 -	1:02.708 (2)	0.192	69.34	16:25:50.693
8 -	1:03.169	0.653	68.84	16:26:53.862
9 -	<b>1:02.516 (1)</b>		<b>69.55</b>	<b>16:27:56.378</b>

<b>P24 34 Adam TYRRELL (M)</b>				
LAP	LAP TIME	DIFF	MPH	TIME OF DAY
1 -	3:57.416	2:53.278	18.31	16:19:33.068
2 -	1:05.806	1.668	66.08	16:20:38.874
3 -	1:07.601	3.463	64.32	16:21:46.475
4 -	1:04.786	0.648	67.12	16:22:51.261
5 -	1:04.475 (3)	0.337	67.44	16:23:55.736
6 -	1:04.732	0.594	67.17	16:25:00.468
<b>7 -</b>	<b>1:04.138 (1)</b>		<b>67.80</b>	<b>16:26:04.606</b>
8 -	1:04.433 (2)	0.295	67.49	16:27:09.039

<b>P25 25 Ivan LEARY (M)</b>				
LAP	LAP TIME	DIFF	MPH	TIME OF DAY
1 -	3:50.061	2:50.740	18.90	16:19:25.713
2 -	59.783	0.462	72.73	16:20:25.496
3 -	59.481	0.160	73.10	16:21:24.977
4 -	59.421 (3)	0.100	73.18	16:22:24.398
5 -	59.413 (2)	0.092	73.19	16:23:23.811
6 -	1:00.805	1.484	71.51	16:24:24.616
<b>7 -</b>	<b>59.321 (1)</b>		<b>73.30</b>	<b>16:25:23.937</b>
8 -	59.589	0.268	72.97	16:26:23.526
9 -	59.648	0.327	72.90	16:27:23.174

DIFF = Difference To Personal Best Lap

<b>P26 31 Bryn GRIFFITHS (M)</b>				
LAP	LAP TIME	DIFF	MPH	TIME OF DAY
1 -	3:48.592	2:49.558	19.02	16:19:24.244
2 -	1:00.598	1.564	71.76	16:20:24.842
3 -	59.159 (2)	0.125	73.50	16:21:24.001
4 -	1:00.879	1.845	71.43	16:22:24.880
<b>5 -</b>	<b>59.034 (1)</b>		<b>73.66</b>	<b>16:23:23.914</b>
6 -	59.616 (3)	0.582	72.94	16:24:23.530
7 -	59.704	0.670	72.83	16:25:23.234
8 -	1:00.399	1.365	71.99	16:26:23.633
9 -	59.739	0.705	72.79	16:27:23.372

<b>P27 10 Thomas MALLETT</b>				
LAP	LAP TIME	DIFF	MPH	TIME OF DAY
1 -	3:53.671 (2)	2:50.365	18.60	16:19:29.323
<b>2 -</b>	<b>1:03.306 (1)</b>		<b>68.69</b>	<b>16:20:32.629</b>

Weather / Track : Bright / Dry



# BRSCC Mazda MX-5 Championship - 3B

## RACE 15 - STATISTICS

**Competitors Started** 27  
**Planned Start** 2019-03-24 @ 16:00:00.000  
**Actual Start** 2019-03-24 @ 16:15:35.651  
**Finish Time** 2019-03-24 @ 16:27:04.708  
**Track Length** 1.2079mi.  
**Total Laps** 235  
**Total Distance Covered** 283.8672mi.

### Session Fastest Lap History

NO	NAME	LAP TIME	TIME OF DAY	LAP	VEHICLE
5	John LANGRIDGE	<b>3:45.040</b>	16:19:20.707	1	Mazda MX-5 Mk1
5	John LANGRIDGE	<b>58.359</b>	16:20:19.066	2	Mazda MX-5 Mk1
5	John LANGRIDGE	<b>58.112</b>	16:21:17.178	3	Mazda MX-5 Mk1
5	John LANGRIDGE	<b>57.724</b>	16:22:14.903	4	Mazda MX-5 Mk1
5	John LANGRIDGE	<b>57.671</b>	16:23:12.572	5	Mazda MX-5 Mk1
5	John LANGRIDGE	<b>57.601</b>	16:24:10.174	6	Mazda MX-5 Mk1
5	John LANGRIDGE	<b>57.383</b>	16:26:05.157	8	Mazda MX-5 Mk1

### Session Leader History

NO	NAME	FROM LAP	LAPS LED	DISTANCE	VEHICLE
5	John LANGRIDGE	1	9	10.87 miles	Mazda MX-5 Mk1

### Flag History

TYPE	TIME OF DAY
GREEN	16:15:35.651
FINISH	16:27:04.708

### Flag Statistics

TYPE	COUNT	TOTAL LAPS	TOTAL TIME
Green	1	8	11:29.056
Red	0	0	0.000
Safety Car	0	0	0.000
FCY	0	0	0.000

Weather / Track : Bright / Dry

These results are provisional until the conclusion of any judicial and technical matters.

Brands Hatch Indy

Circuit Length = 1.2079 miles

Start: 16:15 Flag 16:27 End: 16:30

Clerk Of Course :		Timekeeper :
-------------------	--	--------------