



BRSCC MAZDA MX-5 CHAMPIONSHIP

Oulton Park International Circuit

3rd August 2019



Results Provided by Timing Solutions Ltd
www.tsl-timing.com

Mazda MX-5 Championship -
QUALIFYING 1 - RACE 1 & 3 - CLASSIFICATION

POS	NO	NAME	ENTRY	TIME	ON	LAPS	GAP	DIFF	MPH
1	63	Oliver ALLWOOD	Mazda MX-5 Mk1	2:04.617	3	8			77.76
2	41	Joe WIGGIN	Mazda MX-5 Mk1	2:04.739	7	7	0.122	0.122	77.69
3	72*	Matt LUFF	Mazda MX-5 Mk1	2:05.024	2	8	0.407	0.285	77.51
4	1	Will BLACKWELL-CHAMBERS	Mazda MX-5 Mk1	2:05.091	2	9	0.474	0.067	77.47
5	23	Martin TOLLEY (M)	Mazda MX-5 Mk1	2:05.229	2	8	0.612	0.138	77.38
6	93	Jack BREWER	Mazda MX-5 Mk1	2:05.396	6	9	0.779	0.167	77.28
7	54	Marcus BAILEY (M)	Mazda MX-5 Mk1	2:05.493	6	7	0.876	0.097	77.22
8	40	Ben HANCY	Mazda MX-5 Mk1	2:07.464	1	8	2.847	1.971	76.03
9	666	David WATERS	Mazda MX-5 Mk1	2:07.522	1	9	2.905	0.058	75.99
10	50	Sam ATTARD	Mazda MX-5 Mk1	2:07.662	5	8	3.045	0.140	75.91
11	37*	Tim DORE (M)	Mazda MX-5 Mk1	2:07.682	4	7	3.065	0.020	75.90
12	31	Bryn GRIFFITHS (M)	Mazda MX-5 Mk1	2:07.742	6	8	3.125	0.060	75.86
13	173	Stuart FRENCH	Mazda MX-5 Mk1	2:07.865	5	8	3.248	0.123	75.79
14	82	Michael KNIBBS	Mazda MX-5 Mk1	2:07.874	7	7	3.257	0.009	75.78
15	21	Matt FLETCHER	Mazda MX-5 Mk1	2:08.071	5	7	3.454	0.197	75.67
16	26	Charlie RAWLES	Mazda MX-5 Mk1	2:08.413	8	8	3.796	0.342	75.46
17	722*	Alan HAWKINS (M)	Mazda MX-5 Mk1	2:08.514	8	8	3.897	0.101	75.41
18	60*	Nick LE DOYEN (M)	Mazda MX-5 Mk1	2:08.784	7	9	4.167	0.270	75.25
19	45*	Graham RUMSEY (M)	Mazda MX-5 Mk1	2:09.082	7	8	4.465	0.298	75.07
20	25*	Ivan LEARY (M)	Mazda MX-5 Mk1	2:09.132	6	8	4.515	0.050	75.04
21	3*	Richard WOOTTEN	Mazda MX-5 Mk1	2:09.249	3	8	4.632	0.117	74.98
22	10	Thomas MALLETT	Mazda MX-5 Mk1	2:09.440	7	8	4.823	0.191	74.87
23	7	Adrian BURGE (M)	Mazda MX-5 Mk1	2:09.624	6	7	5.007	0.184	74.76
24	99	Ian WHITEWICK	Mazda MX-5 Mk1	2:10.065	8	8	5.448	0.441	74.51
25	53	Jonathan FIELDSSEND (M)	Mazda MX-5 Mk1	2:11.391	4	8	6.774	1.326	73.75
26	312	Peter LANCASTER (M)	Mazda MX-5 Mk1	2:12.679	5	8	8.062	1.288	73.04
27	58	Dale WHITEMAN (M)	Mazda MX-5 Mk1	2:16.062	5	8	11.445	3.383	71.22

Car 722 - No working timing transponder - please fix before racing

No. 25, 37, 45, 60 - 1 Lap time disallowed; exceeding track limits.

No. 3, 72, 722 - 2 Lap times disallowed; exceeding track limits.

Oulton Park International
 Circuit Length = 2.6920 miles
 Start: 08:30 Flag 08:50 End: 08:52

Weather / Track : Bright / Dry

These results are provisional until the conclusion of any judicial and technical matters.

Clerk Of Course :	Steward :	Timekeeper :

Mazda MX-5 Championship -

QUALIFYING 1 - RACE 1 & 3 - LAP ANALYSIS

DIFF = Difference To Personal Best Lap

P1 63 Oliver ALLWOOD				
LAP	LAP TIME	DIFF	MPH	TIME OF DAY
1 -	2:05.881	1.264	76.98	08:35:55.651
2 -	2:04.983 (3)	0.366	77.54	08:38:00.634
3 -	2:04.617 (1)		77.76	08:40:05.251
4 -	2:04.652 (2)	0.035	77.74	08:42:09.903
5 -	2:08.123 P	3.506	75.64	08:44:18.026
6 -	2:54.048	49.431	55.68	08:47:12.074
7 -	2:05.098	0.481	77.46	08:49:17.172
8 -	2:05.221	0.604	77.39	08:51:22.393

P2 41 Joe WIGGIN				
LAP	LAP TIME	DIFF	MPH	TIME OF DAY
1 -	2:05.132 (3)	0.393	77.44	08:34:18.247
2 -	2:08.278	3.539	75.54	08:36:26.525
3 -	2:04.771 (2)	0.032	77.67	08:38:31.296
4 -	2:05.521	0.782	77.20	08:40:36.817
5 -	2:07.232	2.493	76.17	08:42:44.049
6 -	2:07.097	2.358	76.25	08:44:51.146
7 -	2:04.739 (1)		77.69	08:46:55.885

P3 72 Matt LUFF				
LAP	LAP TIME	DIFF	MPH	TIME OF DAY
1 -	2:05.488 (2)	0.464	77.22	08:35:29.869
2 -	2:05.024 (1)		77.51	08:37:34.893
3 -	2:19.708	14.684	69.36	08:39:54.601
4 -	2:11.691 P	6.667	73.59	08:42:06.292
5 -	3:17.013	1:11.989	49.19	08:45:23.305
6 -	2:14.468 D	9.444	72.07	08:47:37.773
7 -	2:08.627 D	3.603	75.34	08:49:46.400
8 -	2:06.246 (3)	1.222	76.76	08:51:52.646

P4 1 Will BLACKWELL-CHAMBERS				
LAP	LAP TIME	DIFF	MPH	TIME OF DAY
1 -	2:05.465	0.374	77.24	08:34:44.553
2 -	2:05.091 (1)		77.47	08:36:49.644
3 -	2:05.420 (3)	0.329	77.27	08:38:55.064
4 -	2:11.691	6.600	73.59	08:41:06.755
5 -	2:10.037	4.946	74.52	08:43:16.792
6 -	2:05.952	0.861	76.94	08:45:22.744
7 -	2:05.319 (2)	0.228	77.33	08:47:28.063
8 -	2:05.723	0.632	77.08	08:49:33.786
9 -	2:08.154	3.063	75.62	08:51:41.940

P5 23 Martin TOLLEY (M)				
LAP	LAP TIME	DIFF	MPH	TIME OF DAY
1 -	2:06.039	0.810	76.89	08:34:45.403
2 -	2:05.229 (1)		77.38	08:36:50.632
3 -	2:05.768 (3)	0.539	77.05	08:38:56.400
4 -	2:09.957	4.728	74.57	08:41:06.357
5 -	2:09.830	4.601	74.64	08:43:16.187
6 -	2:05.988	0.759	76.92	08:45:22.175
7 -	2:06.226	0.997	76.77	08:47:28.401
8 -	2:05.699 (2)	0.470	77.09	08:49:34.100

P6 93 Jack BREWER				
LAP	LAP TIME	DIFF	MPH	TIME OF DAY
1 -	2:06.344 (3)	0.948	76.70	08:34:18.044
2 -	2:06.602	1.206	76.54	08:36:24.646

DIFF = Difference To Personal Best Lap

3 -	2:06.365	0.969	76.69	08:38:31.011
4 -	2:06.587	1.191	76.55	08:40:37.598
5 -	2:05.689 (2)	0.293	77.10	08:42:43.287
6 -	2:05.396 (1)		77.28	08:44:48.683
7 -	2:10.666	5.270	74.16	08:46:59.349
8 -	2:18.786	13.390	69.82	08:49:18.135
9 -	2:07.992	2.596	75.71	08:51:26.127

P7 54 Marcus BAILEY (M)				
LAP	LAP TIME	DIFF	MPH	TIME OF DAY
1 -	2:06.510	1.017	76.60	08:34:17.510
2 -	2:09.838	4.345	74.64	08:36:27.348
3 -	2:05.774 (3)	0.281	77.05	08:38:33.122
4 -	2:05.687 (2)	0.194	77.10	08:40:38.809
5 -	2:05.806	0.313	77.03	08:42:44.615
6 -	2:05.493 (1)		77.22	08:44:50.108
7 -	2:18.464	12.971	69.99	08:47:08.572

P8 40 Ben HANCY				
LAP	LAP TIME	DIFF	MPH	TIME OF DAY
1 -	2:07.464 (1)		76.03	08:34:47.608
2 -	2:16.719	9.255	70.88	08:37:04.327
3 -	2:11.356	3.892	73.77	08:39:15.683
4 -	2:08.298 (2)	0.834	75.53	08:41:23.981
5 -	2:13.565 P	6.101	72.55	08:43:37.546
6 -	3:16.058	1:08.594	49.43	08:46:53.604
7 -	2:08.407 (3)	0.943	75.47	08:49:02.011
8 -	2:08.767	1.303	75.26	08:51:10.778

P9 666 David WATERS				
LAP	LAP TIME	DIFF	MPH	TIME OF DAY
1 -	2:07.522 (1)		75.99	08:34:48.462
2 -	2:09.143	1.621	75.04	08:36:57.605
3 -	2:15.996	8.474	71.26	08:39:13.601
4 -	2:07.893	0.371	75.77	08:41:21.494
5 -	2:08.512	0.990	75.41	08:43:30.006
6 -	2:07.815	0.293	75.82	08:45:37.821
7 -	2:07.545 (2)	0.023	75.98	08:47:45.366
8 -	2:07.556	0.034	75.97	08:49:52.922
9 -	2:07.553 (3)	0.031	75.97	08:52:00.475

P10 50 Sam ATTARD				
LAP	LAP TIME	DIFF	MPH	TIME OF DAY
1 -	2:08.222 (3)	0.560	75.58	08:34:53.177
2 -	2:11.939	4.277	73.45	08:37:05.116
3 -	2:12.392	4.730	73.20	08:39:17.508
4 -	2:08.384	0.722	75.48	08:41:25.892
5 -	2:07.662 (1)		75.91	08:43:33.554
6 -	2:07.793 (2)	0.131	75.83	08:45:41.347
7 -	2:08.298	0.636	75.53	08:47:49.645
8 -	2:13.074	5.412	72.82	08:50:02.719

P11 37 Tim DORE (M)				
LAP	LAP TIME	DIFF	MPH	TIME OF DAY
1 -	2:08.428 D	0.746	75.46	08:35:59.364
2 -	2:08.493	0.811	75.42	08:38:07.857
3 -	2:09.006	1.324	75.12	08:40:16.863
4 -	2:07.682 (1)		75.90	08:42:24.545
5 -	2:27.725	20.043	65.60	08:44:52.270
6 -	2:07.776 (3)	0.094	75.84	08:47:00.046

Oulton Park International
 Circuit Length = 2.6920 miles
 Start: 08:30 Flag 08:50 End: 08:52

Weather / Track : Bright / Dry

Mazda MX-5 Championship -

QUALIFYING 1 - RACE 1 & 3 - LAP ANALYSIS

DIFF = Difference To Personal Best Lap

7 - 2:07.708 (2) 0.026 75.88 08:49:07.754

P12 31 Bryn GRIFFITHS (M)

LAP	LAP TIME	DIFF	MPH	TIME OF DAY
1 -	2:07.958 (2)	0.216	75.73	08:34:49.534
2 -	2:18.411 P	10.669	70.01	08:37:07.945
3 -	3:13.843	1:06.101	49.99	08:40:21.788
4 -	2:16.956	9.214	70.76	08:42:38.744
5 -	2:08.887	1.145	75.19	08:44:47.631
6 -	2:07.742 (1)		75.86	08:46:55.373
7 -	2:08.601	0.859	75.35	08:49:03.974
8 -	2:08.111 (3)	0.369	75.64	08:51:12.085

P13 173 Stuart FRENCH

LAP	LAP TIME	DIFF	MPH	TIME OF DAY
1 -	2:12.766	4.901	72.99	08:35:21.644
2 -	2:09.196	1.331	75.01	08:37:30.840
3 -	2:11.133	3.268	73.90	08:39:41.973
4 -	2:08.825 (3)	0.960	75.22	08:41:50.798
5 -	2:07.865 (1)		75.79	08:43:58.663
6 -	2:12.538	4.673	73.12	08:46:11.201
7 -	2:08.089 (2)	0.224	75.66	08:48:19.290
8 -	2:10.905	3.040	74.03	08:50:30.195

P14 82 Michael KNIBBS

LAP	LAP TIME	DIFF	MPH	TIME OF DAY
1 -	2:08.953	1.079	75.15	08:35:46.349
2 -	2:08.256 (3)	0.382	75.56	08:37:54.605
3 -	2:08.481	0.607	75.42	08:40:03.086
4 -	2:24.260 P	16.386	67.17	08:42:27.346
5 -	3:38.581	1:30.707	44.33	08:46:05.927
6 -	2:08.106 (2)	0.232	75.65	08:48:14.033
7 -	2:07.874 (1)		75.78	08:50:21.907

P15 21 Matt FLETCHER

LAP	LAP TIME	DIFF	MPH	TIME OF DAY
1 -	2:08.333 (2)	0.262	75.51	08:34:52.700
2 -	2:13.612	5.541	72.53	08:37:06.312
3 -	2:19.461 P	11.390	69.49	08:39:25.773
4 -	3:12.544	1:04.473	50.33	08:42:38.317
5 -	2:08.071 (1)		75.67	08:44:46.388
6 -	2:08.489 (3)	0.418	75.42	08:46:54.877
7 -	2:15.281 P	7.210	71.63	08:49:10.158

P16 26 Charlie RAWLES

LAP	LAP TIME	DIFF	MPH	TIME OF DAY
1 -	2:09.786	1.373	74.67	08:35:05.913
2 -	2:09.540	1.127	74.81	08:37:15.453
3 -	2:08.693 (3)	0.280	75.30	08:39:24.146
4 -	2:08.663 (2)	0.250	75.32	08:41:32.809
5 -	2:09.002	0.589	75.12	08:43:41.811
6 -	2:56.733 P	48.320	54.83	08:46:38.544
7 -	2:40.818	32.405	60.26	08:49:19.362
8 -	2:08.413 (1)		75.46	08:51:27.775

P17 722 Alan HAWKINS (M)

LAP	LAP TIME	DIFF	MPH	TIME OF DAY
1 -	2:11.773	3.259	73.54	08:35:03.422
2 -	2:09.423 (3)	0.909	74.88	08:37:12.845

DIFF = Difference To Personal Best Lap

3 - 2:08.989 (2) 0.475 75.13 08:39:21.834
 4 - ~~2:08.797~~ D 0.283 75.24 08:41:30.631
 5 - ~~2:08.003~~ D 75.71 08:43:38.634
 6 - 2:33.678 25.164 63.06 08:46:12.312
 7 - 2:10.836 2.322 74.07 08:48:23.148
 8 - **2:08.514 (1)** **75.41** **08:50:31.662**

P18 60 Nick LE DOYEN (M)

LAP	LAP TIME	DIFF	MPH	TIME OF DAY
1 -	2:11.465	2.681	73.71	08:34:35.915
2 -	2:10.422	1.638	74.30	08:36:46.337
3 -	2:14.734	5.950	71.92	08:39:01.071
4 -	2:10.639	1.855	74.18	08:41:11.710
5 -	2:10.143 D	1.359	74.46	08:43:21.853
6 -	2:09.573 (3)	0.789	74.79	08:45:31.426
7 -	2:08.784 (1)		75.25	08:47:40.210
8 -	2:09.009 (2)	0.225	75.12	08:49:49.219
9 -	2:12.165	3.381	73.32	08:52:01.384

P19 45 Graham RUMSEY (M)

LAP	LAP TIME	DIFF	MPH	TIME OF DAY
1 -	2:13.869	4.787	72.39	08:35:18.939
2 -	2:11.041	1.959	73.95	08:37:29.980
3 -	2:12.301	3.219	73.25	08:39:42.281
4 -	2:09.722 (3)	0.640	74.70	08:41:52.003
5 -	2:10.954	1.872	74.00	08:44:02.957
6 -	2:12.659 D	3.577	73.05	08:46:15.616
7 -	2:09.082 (1)		75.07	08:48:24.698
8 -	2:09.285 (2)	0.203	74.96	08:50:33.983

P20 25 Ivan LEARY (M)

LAP	LAP TIME	DIFF	MPH	TIME OF DAY
1 -	2:10.279	1.147	74.38	08:34:57.460
2 -	2:09.635 (3)	0.503	74.75	08:37:07.095
3 -	2:12.285	3.153	73.26	08:39:19.380
4 -	2:09.159 (2)	0.027	75.03	08:41:28.539
5 -	2:08.578 D		75.37	08:43:37.117
6 -	2:09.132 (1)		75.04	08:45:46.249
7 -	2:13.574	4.442	72.55	08:47:59.823
8 -	2:12.042	2.910	73.39	08:50:11.865

P21 3 Richard WOOTTEN

LAP	LAP TIME	DIFF	MPH	TIME OF DAY
1 -	2:10.138	0.889	74.46	08:35:00.140
2 -	2:10.438 D	1.189	74.29	08:37:10.578
3 -	2:09.249 (1)		74.98	08:39:19.827
4 -	2:10.283	1.034	74.38	08:41:30.110
5 -	2:14.159	4.910	72.23	08:43:44.269
6 -	2:14.870 D	5.621	71.85	08:45:59.139
7 -	2:09.955 (2)	0.706	74.57	08:48:09.094
8 -	2:10.114 (3)	0.865	74.48	08:50:19.208

P22 10 Thomas MALLETT

LAP	LAP TIME	DIFF	MPH	TIME OF DAY
1 -	2:12.492	3.052	73.14	08:35:20.118
2 -	2:10.431 (3)	0.991	74.30	08:37:30.549
3 -	2:12.476	3.036	73.15	08:39:43.025
4 -	2:09.744 (2)	0.304	74.69	08:41:52.769
5 -	2:11.270	1.830	73.82	08:44:04.039
6 -	2:10.811	1.371	74.08	08:46:14.850

Weather / Track : Bright / Dry

Oulton Park International
 Circuit Length = 2.6920 miles
 Start: 08:30 Flag 08:50 End: 08:52

Mazda MX-5 Championship -

QUALIFYING 1 - RACE 1 & 3 - LAP ANALYSIS

DIFF = Difference To Personal Best Lap

7 - **2:09.440 (1)** **74.87** **08:48:24.290**
 8 - 2:10.544 1.104 74.23 08:50:34.834

P23 7 Adrian BURGE (M)				
LAP	LAP TIME	DIFF	MPH	TIME OF DAY
1 -	2:09.975 (3)	0.351	74.56	08:35:05.621
2 -	2:10.465	0.841	74.28	08:37:16.086
3 -	2:09.984	0.360	74.55	08:39:26.070
4 -	2:10.461	0.837	74.28	08:41:36.531
5 -	2:09.763 (2)	0.139	74.68	08:43:46.294
6 -	2:09.624 (1)		74.76	08:45:55.918
7 -	2:13.711 P	4.087	72.47	08:48:09.629

P24 99 Ian WHITEWICK				
LAP	LAP TIME	DIFF	MPH	TIME OF DAY
1 -	2:15.680	5.615	71.42	08:35:11.524
2 -	2:12.515	2.450	73.13	08:37:24.039
3 -	2:10.865 (2)	0.800	74.05	08:39:34.904
4 -	2:11.190 (3)	1.125	73.87	08:41:46.094
5 -	2:11.373	1.308	73.76	08:43:57.467
6 -	2:14.646	4.581	71.97	08:46:12.113
7 -	2:11.314	1.249	73.80	08:48:23.427
8 -	2:10.065 (1)		74.51	08:50:33.492

P25 53 Jonathan FIELDSEND (M)				
LAP	LAP TIME	DIFF	MPH	TIME OF DAY
1 -	2:15.530	4.139	71.50	08:35:15.837
2 -	2:13.552	2.161	72.56	08:37:29.389
3 -	2:15.417	4.026	71.56	08:39:44.806
4 -	2:11.391 (1)		73.75	08:41:56.197
5 -	2:11.763 (2)	0.372	73.55	08:44:07.960
6 -	2:13.620	2.229	72.52	08:46:21.580
7 -	2:12.032 (3)	0.641	73.40	08:48:33.612
8 -	2:16.622	5.231	70.93	08:50:50.234

P26 312 Peter LANCASTER (M)				
LAP	LAP TIME	DIFF	MPH	TIME OF DAY
1 -	2:15.729	3.050	71.40	08:35:27.240
2 -	2:14.310	1.631	72.15	08:37:41.550
3 -	2:14.779	2.100	71.90	08:39:56.329
4 -	2:13.625	0.946	72.52	08:42:09.954
5 -	2:12.679 (1)		73.04	08:44:22.633
6 -	2:12.971 (3)	0.292	72.88	08:46:35.604
7 -	2:12.820 (2)	0.141	72.96	08:48:48.424
8 -	2:13.856	1.177	72.40	08:51:02.280

P27 58 Dale WHITEMAN (M)				
LAP	LAP TIME	DIFF	MPH	TIME OF DAY
1 -	2:20.958	4.896	68.75	08:35:25.011
2 -	2:18.806	2.744	69.81	08:37:43.817
3 -	2:16.263 (3)	0.201	71.12	08:40:00.080
4 -	2:16.513	0.451	70.99	08:42:16.593
5 -	2:16.062 (1)		71.22	08:44:32.655
6 -	2:16.171 (2)	0.109	71.17	08:46:48.826
7 -	2:20.185	4.123	69.13	08:49:09.011
8 -	2:17.636	1.574	70.41	08:51:26.647

Weather / Track : Bright / Dry

Mazda MX-5 Championship -

QUALIFYING 1 - RACE 1 & 3 - STATISTICS

Competitors Started 27
Planned Start 2019-08-03 @ 08:30:00.000
Actual Start 2019-08-03 @ 08:30:01.285
Finish Time 2019-08-03 @ 08:50:02.718
Track Length 2.6920mi.
Total Laps 214
Total Distance Covered 576.0941mi.

Session Fastest Lap History

NO	NAME	LAP TIME	TIME OF DAY	LAP	VEHICLE
54	Marcus BAILEY (M)	2:06.510	08:34:17.526	1	Mazda MX-5 Mk1
93	Jack BREWER	2:06.344	08:34:18.067	1	Mazda MX-5 Mk1
41	Joe WIGGIN	2:05.132	08:34:18.266	1	Mazda MX-5 Mk1
1	Will BLACKWELL-CHAMBERS	2:05.091	08:36:49.661	2	Mazda MX-5 Mk1
72	Matt LUFF	2:05.024	08:37:34.910	2	Mazda MX-5 Mk1
63	Oliver ALLWOOD	2:04.983	08:38:00.647	2	Mazda MX-5 Mk1
41	Joe WIGGIN	2:04.771	08:38:31.314	3	Mazda MX-5 Mk1
63	Oliver ALLWOOD	2:04.617	08:40:05.265	3	Mazda MX-5 Mk1

Flag History

TYPE	TIME OF DAY
GREEN	08:30:01.285
FINISH	08:50:02.718

Flag Statistics

TYPE	COUNT	TOTAL LAPS	TOTAL TIME
Green	1	9	22:19.057
Red	0	0	0.000
Safety Car	0	0	0.000
FCY	0	0	0.000

Weather / Track : Bright / Dry

These results are provisional until the conclusion of any judicial and technical matters.

Oulton Park International
Circuit Length = 2.6920 miles
Start: 08:30 Flag 08:50 End: 08:52

Clerk Of Course :		Timekeeper :
-------------------	--	--------------

Mazda MX-5 Championship

QUALIFYING 2 - RACE 1 & 3 - CLASSIFICATION

POS	NO	NAME	ENTRY	TIME	ON	LAPS	GAP	DIFF	MPH
1	5	John LANGRIDGE	Mazda MX-5 Mk1	2:04.957	6	8			77.55
2	4	Adam BESSELL	Mazda MX-5 Mk1	2:05.033	5	7	0.076	0.076	77.50
3	55	Matt POLLARD	Mazda MX-5 Mk1	2:05.053	5	8	0.096	0.020	77.49
4	77	Steve FODEN	Mazda MX-5 Mk1	2:05.122	5	8	0.165	0.069	77.45
5	71	Ben SHORT	Mazda MX5 Mk1	2:05.380	4	8	0.423	0.258	77.29
6	33*	Jason GREATREX (M)	Mazda MX-5 Mk1	2:05.967	1	7	1.010	0.587	76.93
7	94	Ash MILLER	Mazda MX5 Mk1	2:06.763	1	8	1.806	0.796	76.45
8	544	Jack MOODY	Mazda MX-5 Mk1	2:06.818	7	8	1.861	0.055	76.41
9	96*	Charles MUGGLESTONE	Mazda MX-5 Mk1	2:07.027	5	7	2.070	0.209	76.29
10	65	William HAYDEN	Mazda MX-5 Mk1	2:07.182	1	8	2.225	0.155	76.20
11	29	Adam CRAIG	Mazda MX-5 Mk1	2:07.623	5	7	2.666	0.441	75.93
12	74	Clive CHISNALL (M)	Mazda MX-5 Mk1	2:07.684	1	8	2.727	0.061	75.90
13	13*	Scott LEACH (M)	Mazda MX-5 Mk1	2:07.933	6	8	2.976	0.249	75.75
14	90	Bruce ROBINSON (M)	Mazda MX-5 Mk1	2:08.889	6	7	3.932	0.956	75.19
15	20	Christopher GINN (M)	Mazda MX-5 Mk1	2:09.476	4	7	4.519	0.587	74.85
16	52	Jack WILLMOTT	Mazda MX-5 Mk1	2:09.900	5	7	4.943	0.424	74.60
17	57*	Oliver JENKINS	Mazda MX-5 Mk1	2:10.019	2	7	5.062	0.119	74.53
18	78	Richard BARTLETT (M)	Mazda MX-5 Mk1	2:11.442	6	7	6.485	1.423	73.73
19	14	Elliott HANN	Mazda MX-5 Mk1	2:11.450	6	7	6.493	0.008	73.72
20	11	Sam JARVIS	Mazda MX-5 Mk1	2:11.895	7	7	6.938	0.445	73.47
21	21	Chris MOLLOY	Mazda MX-5 Mk1	2:12.150	7	7	7.193	0.255	73.33
22	68	Ashley HEATH (M)	Mazda MX-5 Mk1	2:12.633	3	7	7.676	0.483	73.06
23	18	Neil COGAN	Mazda MX-5 Mk1	2:26.774	6	6	21.817	14.141	66.02
24	56	Thomas JENKINS	Mazda MX-5 Mk1			2			
25	30	Dave TURTON	Mazda MX-5 Mk1			0			

No. 13, 33, 57 - 1 Lap time disallowed; exceeding track limits.

No. 96 - 2 Lap times disallowed; exceeding track limits.

Weather / Track : Bright / Dry

These results are provisional until the conclusion of any judicial and technical matters.

Oulton Park International

Circuit Length = 2.6920 miles

Start: 09:16 Flag 09:41 End: 09:43

Clerk Of Course :	Steward :	Timekeeper :

Results can be found at www.tsl-timing.com

Printed - 09:45 Saturday, 03 August 2019

Mazda MX-5 Championship

QUALIFYING 2 - RACE 1 & 3 - LAP ANALYSIS

DIFF = Difference To Personal Best Lap

P1 5 John LANGRIDGE				
LAP	LAP TIME	DIFF	MPH	TIME OF DAY
1 -	2:05.892	0.935	76.98	09:20:18.062
2 -	8:31.899	6:26.942	18.93	09:28:49.961
3 -	2:05.518	0.561	77.21	09:30:55.479
4 -	2:05.348 (3)	0.391	77.31	09:33:00.827
5 -	2:06.516	1.559	76.60	09:35:07.343
6 -	2:04.957 (1)		77.55	09:37:12.300
7 -	2:05.216 (2)	0.259	77.39	09:39:17.516
8 -	2:05.670	0.713	77.11	09:41:23.186

P2 4 Adam BESSELL				
LAP	LAP TIME	DIFF	MPH	TIME OF DAY
1 -	2:05.478 (2)	0.445	77.23	09:20:21.626
2 -	8:30.201	6:25.168	18.99	09:28:51.827
3 -	2:05.928	0.895	76.95	09:30:57.755
4 -	2:05.795 (3)	0.762	77.04	09:33:03.550
5 -	2:05.033 (1)		77.50	09:35:08.583
6 -	2:08.401 P	3.368	75.47	09:37:16.984
7 -	3:14.213	1:09.180	49.90	09:40:31.197

P3 55 Matt POLLARD				
LAP	LAP TIME	DIFF	MPH	TIME OF DAY
1 -	2:05.281 (2)	0.228	77.35	09:20:22.457
2 -	8:30.329	6:25.276	18.99	09:28:52.786
3 -	2:06.444	1.391	76.64	09:30:59.230
4 -	2:05.533 (3)	0.480	77.20	09:33:04.763
5 -	2:05.053 (1)		77.49	09:35:09.816
6 -	2:05.570	0.517	77.17	09:37:15.386
7 -	2:05.831	0.778	77.01	09:39:21.217
8 -	2:06.321	1.268	76.71	09:41:27.538

P4 77 Steve FODEN				
LAP	LAP TIME	DIFF	MPH	TIME OF DAY
1 -	2:05.505	0.383	77.21	09:20:18.076
2 -	8:31.451	6:26.329	18.94	09:28:49.527
3 -	2:06.094	0.972	76.85	09:30:55.621
4 -	2:05.428 (3)	0.306	77.26	09:33:01.049
5 -	2:05.122 (1)		77.45	09:35:06.171
6 -	2:05.457	0.335	77.24	09:37:11.628
7 -	2:05.222 (2)	0.100	77.39	09:39:16.850
8 -	2:08.735	3.613	75.28	09:41:25.585

P5 71 Ben SHORT				
LAP	LAP TIME	DIFF	MPH	TIME OF DAY
1 -	2:06.102	0.722	76.85	09:20:18.514
2 -	8:31.830	6:26.450	18.93	09:28:50.344
3 -	2:05.491	0.111	77.22	09:30:55.835
4 -	2:05.380 (1)		77.29	09:33:01.215
5 -	2:05.439 (3)	0.059	77.25	09:35:06.654
6 -	2:05.420 (2)	0.040	77.27	09:37:12.074
7 -	2:05.842	0.462	77.01	09:39:17.916
8 -	2:05.450	0.070	77.25	09:41:23.366

P6 33 Jason GREATREX (M)				
LAP	LAP TIME	DIFF	MPH	TIME OF DAY
1 -	2:05.967 (1)		76.93	09:20:21.293
2 -	8:29.939	6:23.972	19.00	09:28:51.232
3 -	2:06.358 D	0.391	76.69	09:30:57.590

DIFF = Difference To Personal Best Lap

4 -	2:07.768 (3)	1.801	75.85	09:33:05.358
5 -	2:06.405 (2)	0.438	76.66	09:35:11.763
6 -	2:10.978 P	5.011	73.99	09:37:22.741
7 -	3:26.025	1:20.058	47.03	09:40:48.766

P7 94 Ash MILLER				
LAP	LAP TIME	DIFF	MPH	TIME OF DAY
1 -	2:06.763 (1)		76.45	09:20:30.930
2 -	8:23.593	6:16.830	19.24	09:28:54.523
3 -	2:07.858	1.095	75.79	09:31:02.381
4 -	2:08.653	1.890	75.32	09:33:11.034
5 -	2:08.387	1.624	75.48	09:35:19.421
6 -	2:07.939	1.176	75.74	09:37:27.360
7 -	2:06.991 (2)	0.228	76.31	09:39:34.351
8 -	2:07.288 (3)	0.525	76.13	09:41:41.639

P8 544 Jack MOODY				
LAP	LAP TIME	DIFF	MPH	TIME OF DAY
1 -	2:08.251	1.433	75.56	09:20:26.197
2 -	8:29.121	6:22.303	19.03	09:28:55.318
3 -	2:07.708 (3)	0.890	75.88	09:31:03.026
4 -	2:07.717	0.899	75.88	09:33:10.743
5 -	2:08.512	1.694	75.41	09:35:19.255
6 -	2:08.766	1.948	75.26	09:37:28.021
7 -	2:06.818 (1)		76.41	09:39:34.839
8 -	2:07.156 (2)	0.338	76.21	09:41:41.995

P9 96 Charles MUGGLESTONE				
LAP	LAP TIME	DIFF	MPH	TIME OF DAY
1 -	10:25.162	8:18.135	15.50	09:29:03.318
2 -	2:07.666	0.639	75.91	09:31:10.984
3 -	2:07.224 (2)	0.197	76.17	09:33:18.208
4 -	2:07.388 (3)	0.361	76.07	09:35:25.596
5 -	2:07.027 (1)		76.29	09:37:32.623
6 -	2:08.024 D	0.997	75.69	09:39:40.647
7 -	2:15.756 D	8.729	71.38	09:41:56.403

P10 65 William HAYDEN				
LAP	LAP TIME	DIFF	MPH	TIME OF DAY
1 -	2:07.182 (1)		76.20	09:20:25.768
2 -	8:28.423	6:21.241	19.06	09:28:54.191
3 -	2:13.314 P	6.132	72.69	09:31:07.505
4 -	2:37.924	30.742	61.36	09:33:45.429
5 -	2:07.847 (3)	0.665	75.80	09:35:53.276
6 -	2:07.724 (2)	0.542	75.87	09:38:01.000
7 -	2:08.404	1.222	75.47	09:40:09.404
8 -	2:08.048	0.866	75.68	09:42:17.452

P11 29 Adam CRAIG				
LAP	LAP TIME	DIFF	MPH	TIME OF DAY
1 -	9:13.953	7:06.330	17.49	09:28:53.837
2 -	2:08.049 (2)	0.426	75.68	09:31:01.886
3 -	2:08.145 (3)	0.522	75.62	09:33:10.031
4 -	2:12.071	4.448	73.37	09:35:22.102
5 -	2:07.623 (1)		75.93	09:37:29.725
6 -	2:12.886	5.263	72.92	09:39:42.611
7 -	2:08.383	0.760	75.48	09:41:50.994

Weather / Track : Bright / Dry

Mazda MX-5 Championship

QUALIFYING 2 - RACE 1 & 3 - LAP ANALYSIS

DIFF = Difference To Personal Best Lap

P12 74 Clive CHISNALL (M)				
LAP	LAP TIME	DIFF	MPH	TIME OF DAY
1 -	2:07.684 (1)		75.90	09:20:35.687
2 -	8:24.013	6:16.329	19.22	09:28:59.700
3 -	2:07.899 (2)	0.215	75.77	09:31:07.599
4 -	2:08.650	0.966	75.33	09:33:16.249
5 -	2:08.549	0.865	75.38	09:35:24.798
6 -	2:08.466 (3)	0.782	75.43	09:37:33.264
7 -	2:09.204	1.520	75.00	09:39:42.468
8 -	2:08.961	1.277	75.14	09:41:51.429

P13 13 Scott LEACH (M)				
LAP	LAP TIME	DIFF	MPH	TIME OF DAY
1 -	2:07.975 (2)	0.042	75.72	09:20:32.872
2 -	8:23.475	6:15.542	19.24	09:28:56.347
3 -	2:07.487 D		76.01	09:31:03.834
4 -	2:08.530	0.597	75.40	09:33:12.364
5 -	2:08.251 (3)	0.318	75.56	09:35:20.615
6 -	2:07.933 (1)		75.75	09:37:28.548
7 -	2:12.468	4.535	73.15	09:39:41.016
8 -	2:09.048	1.115	75.09	09:41:50.064

P14 90 Bruce ROBINSON (M)				
LAP	LAP TIME	DIFF	MPH	TIME OF DAY
1 -	10:32.742	8:23.853	15.31	09:29:01.611
2 -	2:10.688	1.799	74.15	09:31:12.299
3 -	2:09.112 (2)	0.223	75.06	09:33:21.411
4 -	2:10.520 (3)	1.631	74.25	09:35:31.931
5 -	2:10.907	2.018	74.03	09:37:42.838
6 -	2:08.889 (1)		75.19	09:39:51.727
7 -	2:18.746	9.857	69.84	09:42:10.473

P15 20 Christopher GINN (M)				
LAP	LAP TIME	DIFF	MPH	TIME OF DAY
1 -	10:29.499	8:20.023	15.39	09:29:04.708
2 -	2:10.133 (3)	0.657	74.47	09:31:14.841
3 -	2:10.478	1.002	74.27	09:33:25.319
4 -	2:09.476 (1)		74.85	09:35:34.795
5 -	2:09.688 (2)	0.212	74.72	09:37:44.483
6 -	2:10.579	1.103	74.21	09:39:55.062
7 -	2:12.023	2.547	73.40	09:42:07.085

P16 52 Jack WILLMOTT				
LAP	LAP TIME	DIFF	MPH	TIME OF DAY
1 -	10:36.619	8:26.719	15.22	09:29:19.825
2 -	2:29.877	19.977	64.66	09:31:49.702
3 -	2:27.181	17.281	65.84	09:34:16.883
4 -	2:11.359 (2)	1.459	73.77	09:36:28.242
5 -	2:09.900 (1)		74.60	09:38:38.142
6 -	2:16.901 (3)	7.001	70.79	09:40:55.043
7 -	2:26.207	16.307	66.28	09:43:21.250

P17 57 Oliver JENKINS				
LAP	LAP TIME	DIFF	MPH	TIME OF DAY
1 -	10:27.351	8:17.332	15.44	09:29:09.623
2 -	2:10.019 (1)		74.53	09:31:19.642
3 -	2:10.650	0.631	74.17	09:33:30.292
4 -	2:10.054 (3)	0.035	74.51	09:35:40.346
5 -	2:10.502 D	0.483	74.26	09:37:50.848

DIFF = Difference To Personal Best Lap

6 -	2:10.031 (2)	0.012	74.53	09:40:00.879
7 -	2:13.172	3.153	72.77	09:42:14.051

P18 78 Richard BARTLETT (M)				
LAP	LAP TIME	DIFF	MPH	TIME OF DAY
1 -	10:03.315	7:51.873	16.06	09:28:47.756
2 -	2:14.644	3.202	71.97	09:31:02.400
3 -	2:12.477	1.035	73.15	09:33:14.877
4 -	2:12.241 (3)	0.799	73.28	09:35:27.118
5 -	2:12.753	1.311	73.00	09:37:39.871
6 -	2:11.442 (1)		73.73	09:39:51.313
7 -	2:12.207 (2)	0.765	73.30	09:42:03.520

P19 14 Elliott HANN				
LAP	LAP TIME	DIFF	MPH	TIME OF DAY
1 -	10:34.804	8:23.354	15.26	09:29:25.499
2 -	2:13.599	2.149	72.54	09:31:39.098
3 -	2:12.393 (3)	0.943	73.20	09:33:51.491
4 -	2:12.771	1.321	72.99	09:36:04.262
5 -	2:11.949 (2)	0.499	73.44	09:38:16.211
6 -	2:11.450 (1)		73.72	09:40:27.661
7 -	2:12.558	1.108	73.10	09:42:40.219

P20 11 Sam JARVIS				
LAP	LAP TIME	DIFF	MPH	TIME OF DAY
1 -	10:07.484	7:55.589	15.95	09:28:51.099
2 -	2:24.442	12.547	67.09	09:31:15.541
3 -	2:15.514	3.619	71.51	09:33:31.055
4 -	2:12.598 (2)	0.703	73.08	09:35:43.653
5 -	2:13.244 (3)	1.349	72.73	09:37:56.897
6 -	2:15.538	3.643	71.50	09:40:12.435
7 -	2:11.895 (1)		73.47	09:42:24.330

P21 21 Chris MOLLOY				
LAP	LAP TIME	DIFF	MPH	TIME OF DAY
1 -	9:56.914	7:44.764	16.23	09:28:51.273
2 -	2:15.755	3.605	71.38	09:31:07.028
3 -	2:14.201	2.051	72.21	09:33:21.229
4 -	2:12.993 (3)	0.843	72.87	09:35:34.222
5 -	2:13.578	1.428	72.55	09:37:47.800
6 -	2:12.426 (2)	0.276	73.18	09:40:00.226
7 -	2:12.150 (1)		73.33	09:42:12.376

P22 68 Ashley HEATH (M)				
LAP	LAP TIME	DIFF	MPH	TIME OF DAY
1 -	10:44.627	8:31.994	15.03	09:29:26.215
2 -	2:14.652	2.019	71.97	09:31:40.867
3 -	2:12.633 (1)		73.06	09:33:53.500
4 -	2:14.430 (3)	1.797	72.09	09:36:07.930
5 -	2:14.510	1.877	72.04	09:38:22.440
6 -	2:16.132	3.499	71.19	09:40:38.572
7 -	2:14.428 (2)	1.795	72.09	09:42:53.000

P23 18 Neil COGAN				
LAP	LAP TIME	DIFF	MPH	TIME OF DAY
1 -	10:27.427	8:00.653	15.44	09:29:31.369
2 -	2:36.950	10.176	61.74	09:32:08.319
3 -	2:37.105	10.331	61.68	09:34:45.424
4 -	2:30.294 (3)	3.520	64.48	09:37:15.718

Weather / Track : Bright / Dry

Mazda MX-5 Championship

QUALIFYING 2 - RACE 1 & 3 - LAP ANALYSIS

DIFF = Difference To Personal Best Lap

5 - 2:30.133 (2) 3.359 64.55 09:39:45.851
6 - 2:26.774 (1) 66.02 09:42:12.625

P24 56 Thomas JENKINS				
LAP	LAP TIME	DIFF	MPH	TIME OF DAY
1 -	10:29.266		15.40	09:29:08.790
2 -	3:02.971 P		52.96	09:32:11.761

Mazda MX-5 Championship

QUALIFYING 2 - RACE 1 & 3 - STATISTICS

Competitors Started 25
Planned Start 2019-08-03 @ 09:25:00.000
Actual Start 2019-08-03 @ 09:16:01.899
Finish Time 2019-08-03 @ 09:41:12.415
Track Length 2.6920mi.
Total Laps 171
Total Distance Covered 460.3368mi.

Session Fastest Lap History

NO	NAME	LAP TIME	TIME OF DAY	LAP	VEHICLE
5	John LANGRIDGE	2:05.892	09:20:18.113	1	Mazda MX-5 Mk1
77	Steve FODEN	2:05.505	09:20:18.076	1	Mazda MX-5 Mk1
4	Adam BESSELL	2:05.478	09:20:21.640	1	Mazda MX-5 Mk1
55	Matt POLLARD	2:05.281	09:20:22.474	1	Mazda MX-5 Mk1
77	Steve FODEN	2:05.122	09:35:06.186	5	Mazda MX-5 Mk1
4	Adam BESSELL	2:05.033	09:35:08.599	5	Mazda MX-5 Mk1
5	John LANGRIDGE	2:04.957	09:37:12.318	6	Mazda MX-5 Mk1

Flag History

TYPE	TIME OF DAY
GREEN	09:16:01.899
RED	09:20:35.899
GREEN	09:26:35.885
FINISH	09:41:12.415

Flag Statistics

TYPE	COUNT	TOTAL LAPS	TOTAL TIME
Green	2	8	21:36.290
Red	1	0	5:59.985
Safety Car	0	0	0.000
FCY	0	0	0.000

Weather / Track : Bright / Dry

These results are provisional until the conclusion of any judicial and technical matters.

Oulton Park International
Circuit Length = 2.6920 miles
Start: 09:16 Flag 09:41 End: 09:43


Clerk Of Course :	Timekeeper :
-------------------	--------------

Mazda MX-5 Championship

RACE 1 - GRID (20 minutes)

ROW 13	25	173 Stuart FRENCH	26	90 Bruce ROBINSON (M)
ROW 12	23	31 Bryn GRIFFITHS (M)	24	74 Clive CHISNALL (M)
ROW 11	21	37 Tim DORE (M)	22	29 Adam CRAIG
ROW 10	19	50 Sam ATTARD	20	65 William HAYDEN
ROW 9	17	666 David WATERS	18	96 Charles MUGGLESTONE
ROW 8	15	40 Ben HANCY	16	544 Jack MOODY
ROW 7	13	54 Marcus BAILEY (M)	14	94 Ash MILLER
ROW 6	11	93 Jack BREWER	12	33 Jason GREATREX (M)
ROW 5	9	23 Martin TOLLEY (M)	10	71 Ben SHORT
ROW 4	7	1 Will BLACKWELL-CHAMBERS	8	77 Steve FODEN
ROW 3	5	72 Matt LUFF	6	55 Matt POLLARD
ROW 2	3	41 Joe WIGGIN	4	4 Adam BESSELL
ROW 1	1	63 Oliver ALLWOOD	2	5 John LANGRIDGE

Pole



Oulton Park International
 Circuit Length = 2.6920 miles

These results are provisional until the conclusion of any judicial and technical matters.


Clerk Of Course :	Steward :	Timekeeper :
-------------------	-----------	--------------

Results can be found at www.tsl-timing.com

Printed - 10:25 Saturday, 03 August 2019

Mazda MX-5 Championship

RACE 3 - GRID (20 minutes) - AMENDED

ROW 13	25	30 Dave TURTON	
ROW 12		23 312 Peter LANCASTER (M)	24 58 Dale WHITEMAN (M)
ROW 11	21	56 Thomas JENKINS	22 53 Jonathan FIELDSSEND (M)
ROW 10		19 18 Neil COGAN	20 99 Ian WHITEWICK
ROW 9	17	68 Ashley HEATH (M)	18 7 Adrian BURGE (M)
ROW 8		15 21 Chris MOLLOY	16 10 Thomas MALLETT
ROW 7	13	11 Sam JARVIS	14 3 Richard WOOTTEN
ROW 6		11 14 Elliott HANN	12 25 Ivan LEARY (M)
ROW 5	9	78 Richard BARTLETT (M)	10 45 Graham RUMSEY (M)
ROW 4		7 57 Oliver JENKINS	8 60 Nick LE DOYEN (M)
ROW 3	5	13 Scott LEACH (M)	6 722 Alan HAWKINS (M)
ROW 2		3 26 Charlie RAWLES	4 52 Jack WILLMOTT
ROW 1	1	82 Michael KNIBBS	2 20 Christopher GINN (M)
Pole			
			

Car 13 - 5 grid place penalty from Cadwell applied

Car 58 & 312 omitted from previous grid

Oulton Park International
 Circuit Length = 2.6920 miles

These results are provisional until the conclusion of any judicial and technical matters.

Clerk Of Course :	Steward :	Timekeeper :

Results can be found at www.tsl-timing.com

Printed - 11:31 Saturday, 03 August 2019

Mazda MX-5 Championship

RACE 1 - CLASSIFICATION

POS	NO	NAME	ENTRY	LAPS	TIME	GAP	DIFF	MPH	BEST	ON
1	41	Joe WIGGIN	Mazda MX-5 Mk1	10	21:08.771			76.38	2:05.499	2
2	5	John LANGRIDGE	Mazda MX-5 Mk1	10	21:09.276	0.505	0.505	76.35	2:05.236	3
3	71	Ben SHORT	Mazda MX5 Mk1	10	21:09.347	0.576	0.071	76.34	2:05.514	3
4	1	Will BLACKWELL-CHAMBERS	Mazda MX-5 Mk1	10	21:09.594	0.823	0.247	76.33	2:05.453	6
5	77	Steve FODEN	Mazda MX-5 Mk1	10	21:10.085	1.314	0.491	76.30	2:05.831	6
6	93	Jack BREWER	Mazda MX-5 Mk1	10	21:21.122	12.351	11.037	75.64	2:06.190	5
7	55	Matt POLLARD	Mazda MX-5 Mk1	10	21:21.193	12.422	0.071	75.64	2:06.013	5
8	54	Marcus BAILEY (M)	Mazda MX-5 Mk1	10	21:21.479	12.708	0.286	75.62	2:06.402	7
9	33	Jason GREATREX (M)	Mazda MX-5 Mk1	10	21:22.521	13.750	1.042	75.56	2:06.438	2
10	4	Adam BESSELL	Mazda MX-5 Mk1	10	21:22.544	13.773	0.023	75.56	2:06.330	4
11	63	Oliver ALLWOOD	Mazda MX-5 Mk1	10	21:24.975	16.204	2.431	75.42	2:05.456	2
12	23	Martin TOLLEY (M)	Mazda MX-5 Mk1	10	21:25.268	16.497	0.293	75.40	2:06.908	3
13	94	Ash MILLER	Mazda MX5 Mk1	10	21:35.684	26.913	10.416	74.79	2:07.002	9
14	40	Ben HANCY	Mazda MX-5 Mk1	10	21:37.346	28.575	1.662	74.70	2:08.206	9
15	544	Jack MOODY	Mazda MX-5 Mk1	10	21:37.433	28.662	0.087	74.69	2:06.915	9
16	666	David WATERS	Mazda MX-5 Mk1	10	21:38.577	29.806	1.144	74.63	2:07.636	6
17	96	Charles MUGGLESTONE	Mazda MX-5 Mk1	10	21:42.427	33.656	3.850	74.40	2:08.505	2
18	29	Adam CRAIG	Mazda MX-5 Mk1	10	21:42.641	33.870	0.214	74.39	2:08.052	3
19	74	Clive CHISNALL (M)	Mazda MX-5 Mk1	10	21:43.357	34.586	0.716	74.35	2:08.067	7
20	31	Bryn GRIFFITHS (M)	Mazda MX-5 Mk1	10	21:45.521	36.750	2.164	74.23	2:08.572	8
21	50	Sam ATTARD	Mazda MX-5 Mk1	10	21:45.740	36.969	0.219	74.22	2:08.048	7
22	65	William HAYDEN	Mazda MX-5 Mk1	10	21:45.959	37.188	0.219	74.20	2:07.775	2
23	37	Tim DORE (M)	Mazda MX-5 Mk1	10	21:51.449	42.678	5.490	73.89	2:08.513	4
24	173	Stuart FRENCH	Mazda MX-5 Mk1	10	21:56.257	47.486	4.808	73.62	2:09.038	9
25	90	Bruce ROBINSON (M)	Mazda MX-5 Mk1	10	22:18.704	1:09.933	22.447	72.39	2:10.829	9
NOT CLASSIFIED										
DNF	72	Matt LUFF	Mazda MX-5 Mk1	7	14:53.710	3 Laps	3 Laps	75.90	2:05.787	3
FASTEST LAP										
	5	John LANGRIDGE	Mazda MX-5 Mk1	3	2:05.236			77.38 mph	124.53 kph	

Weather / Track : Bright / Dry

These results are provisional until the conclusion of any judicial and technical matters.

Oulton Park International

Circuit Length = 2.6920 miles

Start: 10:46 Flag 11:07 End: 11:09

Clerk Of Course :	Steward :	Timekeeper :

Mazda MX-5 Championship

RACE 1 - LAP CHART

LAP 1 @ 10:48:25.555			LAP 2 @ 10:50:31.011			LAP 3 @ 10:52:36.649			LAP 4 @ 10:54:43.272			LAP 5 @ 10:56:50.921		
NO	BEHIND	LAP TIME	NO	BEHIND	LAP TIME	NO	BEHIND	LAP TIME	NO	BEHIND	LAP TIME	NO	BEHIND	LAP TIME
63		2:12.297	63		2:05.456	63		2:05.638	5		2:06.194	41		2:07.419
41	0.286	2:12.583	41	0.329	2:05.499	5	0.429	2:05.236	41	0.230	2:06.271	5	0.385	2:08.034
4	0.789	2:13.086	5	0.831	2:05.278	41	0.582	2:05.891	71	0.586	2:05.524	71	0.763	2:07.826
5	1.009	2:13.306	71	1.809	2:06.132	71	1.685	2:05.514	1	1.469	2:06.145	1	1.322	2:07.502
71	1.133	2:13.430	1	2.030	2:06.172	1	1.947	2:05.555	63	2.340	2:08.963	77	1.474	2:06.667
1	1.314	2:13.611	4	2.238	2:06.905	77	2.937	2:05.969	77	2.456	2:06.142	4	1.968	2:06.755
77	1.643	2:13.940	77	2.606	2:06.419	4	3.155	2:06.555	4	2.862	2:06.330	72	2.348	2:06.672
72	2.009	2:14.306	72	3.294	2:06.741	72	3.443	2:05.787	72	3.325	2:06.505	93	4.800	2:06.190
55	2.360	2:14.657	93	4.205	2:06.474	93	5.233	2:06.666	93	6.259	2:07.649	63	5.355	2:10.664
93	3.187	2:15.484	33	4.536	2:06.438	33	5.800	2:06.902	33	6.425	2:07.248	33	5.647	2:06.871
33	3.554	2:15.851	23	5.691	2:07.254	23	6.961	2:06.908	55	7.478	2:06.880	55	5.842	2:06.013
23	3.893	2:16.190	54	6.174	2:07.333	55	7.221	2:06.466	23	7.948	2:07.610	54	7.165	2:06.820
54	4.297	2:16.594	55	6.393	2:09.489	54	7.960	2:07.424	54	7.994	2:06.657	23	7.985	2:07.686
40	5.275	2:17.572	40	8.390	2:08.571	40	12.235	2:09.483	40	15.673	2:10.061	40	16.554	2:08.530
94	5.383	2:17.680	65	8.580	2:07.775	65	12.464	2:09.522	96	15.956	2:09.757	666	17.578	2:08.958
666	6.086	2:18.383	96	9.437	2:08.505	96	12.822	2:09.023	65	16.166	2:10.325	94	18.313	2:09.162
65	6.261	2:18.558	666	9.517	2:08.887	666	13.121	2:09.242	666	16.269	2:09.771	96	18.481	2:10.174
96	6.388	2:18.685	544	10.747	2:07.907	544	13.618	2:08.509	94	16.800	2:09.099	65	18.672	2:10.155
544	8.296	2:20.593	29	11.452	2:08.563	29	13.866	2:08.052	544	16.952	2:09.957	544	18.816	2:09.513
29	8.345	2:20.642	94	12.522	2:12.595	94	14.324	2:07.440	29	17.521	2:10.278	29	19.033	2:09.161
50	9.225	2:21.522	74	13.331	2:09.344	74	17.542	2:09.849	74	19.104	2:08.185	74	20.543	2:09.088
74	9.443	2:21.740	50	13.634	2:09.865	50	17.902	2:09.906	50	19.392	2:08.113	50	20.913	2:09.170
31	10.853	2:23.150	31	14.660	2:09.263	31	18.070	2:09.048	31	20.750	2:09.303	31	22.076	2:08.975
90	11.252	2:23.549	37	17.534	2:11.032	37	20.596	2:08.700	37	22.486	2:08.513	37	24.377	2:09.540
173	11.807	2:24.104	173	20.541	2:14.190	173	26.995	2:12.092	173	30.286	2:09.914	173	31.766	2:09.129
37	11.958	2:24.255	90	29.281	2:23.485	90	36.409	2:12.766	90	41.180	2:11.394	90	44.579	2:11.048

Weather / Track : Bright / Dry

Results can be found at www.tsl-timing.com

Page 1 of 2

Oulton Park International
 Circuit Length = 2.6920 miles
 Start: 10:46 Flag 11:07 End: 11:09

Printed - 11:26 Saturday, 03 August 2019

Mazda MX-5 Championship

RACE 1 - LAP CHART

LAP 6 @ 10:58:56.971			LAP 7 @ 11:01:02.938			LAP 8 @ 11:03:09.058			LAP 9 @ 11:05:15.000			LAP 10 @ 11:07:22.029		
NO	BEHIND	LAP TIME	NO	BEHIND	LAP TIME	NO	BEHIND	LAP TIME	NO	BEHIND	LAP TIME	NO	BEHIND	LAP TIME
41		2:06.050	41		2:05.967	41		2:06.120	41		2:05.942	41		2:07.029
5	0.306	2:05.971	5	0.369	2:06.030	5	0.344	2:06.095	5	0.786	2:06.384	5	0.505	2:06.748
71	0.467	2:05.754	71	0.653	2:06.153	71	0.641	2:06.108	71	0.918	2:06.219	71	0.576	2:06.687
1	0.725	2:05.453	1	0.977	2:06.219	1	0.872	2:06.015	1	1.143	2:06.213	1	0.823	2:06.709
77	1.255	2:05.831	77	1.258	2:05.970	77	1.250	2:06.112	77	1.548	2:06.240	77	1.314	2:06.795
72	3.173	2:06.875	72	4.030	2:06.824	93	9.253	2:07.874	55	11.151	2:07.557	93	12.351	2:08.209
93	6.016	2:07.266	93	7.499	2:07.450	55	9.536	2:08.020	93	11.171	2:07.860	55	12.422	2:08.300
4	6.193	2:10.275	55	7.636	2:06.827	4	9.679	2:07.764	54	12.051	2:08.099	54	12.708	2:07.686
33	6.528	2:06.931	4	8.035	2:07.809	54	9.894	2:07.775	4	12.178	2:08.441	33	13.750	2:08.156
55	6.776	2:06.984	54	8.239	2:06.402	33	11.662	2:07.336	33	12.623	2:06.903	4	13.773	2:08.624
54	7.804	2:06.689	33	10.446	2:09.885	63	12.632	2:08.137	23	14.340	2:06.953	63	16.204	2:08.770
63	7.957	2:08.652	63	10.615	2:08.625	23	13.329	2:07.431	63	14.463	2:07.773	23	16.497	2:09.186
23	10.042	2:08.107	23	12.018	2:07.943	94	24.151	2:08.648	94	25.211	2:07.002	94	26.913	2:08.731
40	18.918	2:08.414	94	21.623	2:08.299	40	24.380	2:08.745	40	26.644	2:08.206	40	28.575	2:08.960
666	19.164	2:07.636	40	21.755	2:08.804	666	24.526	2:08.289	666	26.796	2:08.212	544	28.662	2:08.366
94	19.291	2:07.028	666	22.357	2:09.160	544	26.352	2:07.848	544	27.325	2:06.915	666	29.806	2:10.039
96	21.557	2:09.126	96	24.309	2:08.719	96	27.093	2:08.904	29	30.151	2:08.862	96	33.656	2:10.387
544	21.734	2:08.968	544	24.624	2:08.857	29	27.231	2:08.589	96	30.298	2:09.147	29	33.870	2:10.748
65	22.140	2:09.518	29	24.762	2:08.560	65	27.612	2:08.630	74	32.590	2:10.315	74	34.586	2:09.025
29	22.169	2:09.186	65	25.102	2:08.929	74	28.217	2:08.658	65	32.841	2:11.171	31	36.750	2:10.024
74	23.579	2:09.086	74	25.679	2:08.067	50	28.618	2:08.536	50	33.125	2:10.449	50	36.969	2:10.873
50	24.121	2:09.258	50	26.202	2:08.048	31	30.296	2:08.572	31	33.755	2:09.401	65	37.188	2:11.376
31	24.752	2:08.726	31	27.844	2:09.059	37	33.891	2:10.002	37	39.324	2:11.375	37	42.678	2:10.383
37	26.990	2:08.663	37	30.009	2:08.986	173	41.650	2:09.563	173	44.746	2:09.038	173	47.486	2:09.769
173	34.858	2:09.142	173	38.207	2:09.316	90	1:00.773	2:11.575	90	1:05.660	2:10.829	90	1:09.933	2:11.302
90	49.999	2:11.470	90	55.318	2:11.286									

Weather / Track : Bright / Dry

Results can be found at www.tsl-timing.com

Page 2 of 2

Oulton Park International
 Circuit Length = 2.6920 miles
 Start: 10:46 Flag 11:07 End: 11:09

Printed - 11:26 Saturday, 03 August 2019

Mazda MX-5 Championship

RACE 1 - LAP ANALYSIS

DIFF = Difference To Personal Best Lap

P1 41 Joe WIGGIN				
LAP	LAP TIME	DIFF	MPH	TIME OF DAY
1 -	2:12.583	7.084	73.09	10:48:25.841
2 -	2:05.499 (1)		77.22	10:50:31.340
3 -	2:05.891 (2)	0.392	76.98	10:52:37.231
4 -	2:06.271	0.772	76.75	10:54:43.502
5 -	2:07.419	1.920	76.05	10:56:50.921
6 -	2:06.050	0.551	76.88	10:58:56.971
7 -	2:05.967	0.468	76.93	11:01:02.938
8 -	2:06.120	0.621	76.84	11:03:09.058
9 -	2:05.942 (3)	0.443	76.95	11:05:15.000
10 -	2:07.029	1.530	76.29	11:07:22.029

P2 5 John LANGRIDGE				
LAP	LAP TIME	DIFF	MPH	TIME OF DAY
1 -	2:13.306	8.070	72.69	10:48:26.564
2 -	2:05.278 (2)	0.042	77.35	10:50:31.842
3 -	2:05.236 (1)		77.38	10:52:37.078
4 -	2:06.194	0.958	76.79	10:54:43.272
5 -	2:08.034	2.798	75.69	10:56:51.306
6 -	2:05.971 (3)	0.735	76.93	10:58:57.277
7 -	2:06.030	0.794	76.89	11:01:03.307
8 -	2:06.095	0.859	76.85	11:03:09.402
9 -	2:06.384	1.148	76.68	11:05:15.786
10 -	2:06.748	1.512	76.46	11:07:22.534

P3 71 Ben SHORT				
LAP	LAP TIME	DIFF	MPH	TIME OF DAY
1 -	2:13.430	7.916	72.63	10:48:26.688
2 -	2:06.132	0.618	76.83	10:50:32.820
3 -	2:05.514 (1)		77.21	10:52:38.334
4 -	2:05.524 (2)	0.010	77.20	10:54:43.858
5 -	2:07.826	2.312	75.81	10:56:51.684
6 -	2:05.754 (3)	0.240	77.06	10:58:57.438
7 -	2:06.153	0.639	76.82	11:01:03.591
8 -	2:06.108	0.594	76.84	11:03:09.699
9 -	2:06.219	0.705	76.78	11:05:15.918
10 -	2:06.687	1.173	76.49	11:07:22.605

P4 1 Will BLACKWELL-CHAMBERS				
LAP	LAP TIME	DIFF	MPH	TIME OF DAY
1 -	2:13.611	8.158	72.53	10:48:26.869
2 -	2:06.172	0.719	76.81	10:50:33.041
3 -	2:05.555 (2)	0.102	77.18	10:52:38.596
4 -	2:06.145	0.692	76.82	10:54:44.741
5 -	2:07.502	2.049	76.00	10:56:52.243
6 -	2:05.453 (1)		77.25	10:58:57.696
7 -	2:06.219	0.766	76.78	11:01:03.915
8 -	2:06.015 (3)	0.562	76.90	11:03:09.930
9 -	2:06.213	0.760	76.78	11:05:16.143
10 -	2:06.709	1.256	76.48	11:07:22.852

P5 77 Steve FODEN				
LAP	LAP TIME	DIFF	MPH	TIME OF DAY
1 -	2:13.940	8.109	72.35	10:48:27.198
2 -	2:06.419	0.588	76.66	10:50:33.617
3 -	2:05.969 (2)	0.138	76.93	10:52:39.586
4 -	2:06.142	0.311	76.82	10:54:45.728
5 -	2:06.667	0.836	76.51	10:56:52.395
6 -	2:05.831 (1)		77.01	10:58:58.226

DIFF = Difference To Personal Best Lap

7 -	2:05.970 (3)	0.139	76.93	11:01:04.196
8 -	2:06.112	0.281	76.84	11:03:10.308
9 -	2:06.240	0.409	76.76	11:05:16.548
10 -	2:06.795	0.964	76.43	11:07:23.343

P6 93 Jack BREWER				
LAP	LAP TIME	DIFF	MPH	TIME OF DAY
1 -	2:15.484	9.294	71.53	10:48:28.742
2 -	2:06.474 (2)	0.284	76.62	10:50:35.216
3 -	2:06.666 (3)	0.476	76.51	10:52:41.882
4 -	2:07.649	1.459	75.92	10:54:49.531
5 -	2:06.190 (1)		76.79	10:56:55.721
6 -	2:07.266	1.076	76.14	10:59:02.987
7 -	2:07.450	1.260	76.04	11:01:10.437
8 -	2:07.874	1.684	75.78	11:03:18.311
9 -	2:07.860	1.670	75.79	11:05:26.171
10 -	2:08.209	2.019	75.58	11:07:34.380

P7 55 Matt POLLARD				
LAP	LAP TIME	DIFF	MPH	TIME OF DAY
1 -	2:14.657	8.644	71.97	10:48:27.915
2 -	2:09.489	3.476	74.84	10:50:37.404
3 -	2:06.466 (2)	0.453	76.63	10:52:43.870
4 -	2:06.880	0.867	76.38	10:54:50.750
5 -	2:06.013 (1)		76.90	10:56:56.763
6 -	2:06.984	0.971	76.31	10:59:03.747
7 -	2:06.827 (3)	0.814	76.41	11:01:10.574
8 -	2:08.020	2.007	75.70	11:03:18.594
9 -	2:07.557	1.544	75.97	11:05:26.151
10 -	2:08.300	2.287	75.53	11:07:34.451

P8 54 Marcus BAILEY (M)				
LAP	LAP TIME	DIFF	MPH	TIME OF DAY
1 -	2:16.594	10.192	70.94	10:48:29.852
2 -	2:07.333	0.931	76.10	10:50:37.185
3 -	2:07.424	1.022	76.05	10:52:44.609
4 -	2:06.657 (2)	0.255	76.51	10:54:51.266
5 -	2:06.820	0.418	76.41	10:56:58.086
6 -	2:06.689 (3)	0.287	76.49	10:59:04.775
7 -	2:06.402 (1)		76.67	11:01:11.177
8 -	2:07.775	1.373	75.84	11:03:18.952
9 -	2:08.099	1.697	75.65	11:05:27.051
10 -	2:07.686	1.284	75.89	11:07:34.737

P9 33 Jason GREATREX (M)				
LAP	LAP TIME	DIFF	MPH	TIME OF DAY
1 -	2:15.851	9.413	71.33	10:48:29.109
2 -	2:06.438 (1)		76.64	10:50:35.547
3 -	2:06.902 (3)	0.464	76.36	10:52:42.449
4 -	2:07.248	0.810	76.16	10:54:49.697
5 -	2:06.871 (2)	0.433	76.38	10:56:56.568
6 -	2:06.931	0.493	76.35	10:59:03.499
7 -	2:09.885	3.447	74.61	11:01:13.384
8 -	2:07.336	0.898	76.10	11:03:20.720
9 -	2:06.903	0.465	76.36	11:05:27.623
10 -	2:08.156	1.718	75.62	11:07:35.779

P10 4 Adam BESSELL				
LAP	LAP TIME	DIFF	MPH	TIME OF DAY
1 -	2:13.086	6.756	72.81	10:48:26.344

Weather / Track : Bright / Dry

Oulton Park International
Circuit Length = 2.6920 miles
Start: 10:46 Flag 11:07 End: 11:09

Mazda MX-5 Championship

RACE 1 - LAP ANALYSIS

DIFF = Difference To Personal Best Lap

2 -	2:06.905	0.575	76.36	10:50:33.249
3 -	2:06.555 (2)	0.225	76.57	10:52:39.804
4 -	2:06.330 (1)		76.71	10:54:46.134
5 -	2:06.755 (3)	0.425	76.45	10:56:52.889
6 -	2:10.275	3.945	74.39	10:59:03.164
7 -	2:07.809	1.479	75.82	11:01:10.973
8 -	2:07.764	1.434	75.85	11:03:18.737
9 -	2:08.441	2.111	75.45	11:05:27.178
10 -	2:08.624	2.294	75.34	11:07:35.802

P11 63 Oliver ALLWOOD

LAP	LAP TIME	DIFF	MPH	TIME OF DAY
1 -	2:12.297	6.841	73.25	10:48:25.555
2 -	2:05.456 (1)		77.24	10:50:31.011
3 -	2:05.638 (2)	0.182	77.13	10:52:36.649
4 -	2:08.963	3.507	75.14	10:54:45.612
5 -	2:10.664	5.208	74.16	10:56:56.276
6 -	2:08.652	3.196	75.32	10:59:04.928
7 -	2:08.625	3.169	75.34	11:01:13.553
8 -	2:08.137	2.681	75.63	11:03:21.690
9 -	2:07.773 (3)	2.317	75.84	11:05:29.463
10 -	2:08.770	3.314	75.26	11:07:38.233

P12 23 Martin TOLLEY (M)

LAP	LAP TIME	DIFF	MPH	TIME OF DAY
1 -	2:16.190	9.282	71.15	10:48:29.448
2 -	2:07.254 (3)	0.346	76.15	10:50:36.702
3 -	2:06.908 (1)		76.36	10:52:43.610
4 -	2:07.610	0.702	75.94	10:54:51.220
5 -	2:07.686	0.778	75.89	10:56:58.906
6 -	2:08.107	1.199	75.65	10:59:07.013
7 -	2:07.943	1.035	75.74	11:01:14.956
8 -	2:07.431	0.523	76.05	11:03:22.387
9 -	2:06.953 (2)	0.045	76.33	11:05:29.340
10 -	2:09.186	2.278	75.01	11:07:38.526

P13 94 Ash MILLER

LAP	LAP TIME	DIFF	MPH	TIME OF DAY
1 -	2:17.680	10.678	70.38	10:48:30.938
2 -	2:12.595	5.593	73.08	10:50:43.533
3 -	2:07.440 (3)	0.438	76.04	10:52:50.973
4 -	2:09.099	2.097	75.06	10:55:00.072
5 -	2:09.162	2.160	75.03	10:57:09.234
6 -	2:07.028 (2)	0.026	76.29	10:59:16.262
7 -	2:08.299	1.297	75.53	11:01:24.561
8 -	2:08.648	1.646	75.33	11:03:33.209
9 -	2:07.002 (1)		76.30	11:05:40.211
10 -	2:08.731	1.729	75.28	11:07:48.942

P14 40 Ben HANCY

LAP	LAP TIME	DIFF	MPH	TIME OF DAY
1 -	2:17.572	9.366	70.44	10:48:30.830
2 -	2:08.571	0.365	75.37	10:50:39.401
3 -	2:09.483	1.277	74.84	10:52:48.884
4 -	2:10.061	1.855	74.51	10:54:58.945
5 -	2:08.530 (3)	0.324	75.40	10:57:07.475
6 -	2:08.414 (2)	0.208	75.46	10:59:15.889
7 -	2:08.804	0.598	75.24	11:01:24.693
8 -	2:08.745	0.539	75.27	11:03:33.438
9 -	2:08.206 (1)		75.59	11:05:41.644
10 -	2:08.960	0.754	75.14	11:07:50.604

DIFF = Difference To Personal Best Lap

P15 544 Jack MOODY				
LAP	LAP TIME	DIFF	MPH	TIME OF DAY
1 -	2:20.593	13.678	68.93	10:48:33.851
2 -	2:07.907 (3)	0.992	75.76	10:50:41.758
3 -	2:08.509	1.594	75.41	10:52:50.267
4 -	2:09.957	3.042	74.57	10:55:00.224
5 -	2:09.513	2.598	74.82	10:57:09.737
6 -	2:08.968	2.053	75.14	10:59:18.705
7 -	2:08.857	1.942	75.20	11:01:27.562
8 -	2:07.848 (2)	0.933	75.80	11:03:35.410
9 -	2:06.915 (1)		76.36	11:05:42.325
10 -	2:08.366	1.451	75.49	11:07:50.691

P16 666 David WATERS

LAP	LAP TIME	DIFF	MPH	TIME OF DAY
1 -	2:18.383	10.747	70.03	10:48:31.641
2 -	2:08.887	1.251	75.19	10:50:40.528
3 -	2:09.242	1.606	74.98	10:52:49.770
4 -	2:09.771	2.135	74.68	10:54:59.541
5 -	2:08.958	1.322	75.15	10:57:08.499
6 -	2:07.636 (1)		75.92	10:59:16.135
7 -	2:09.160	1.524	75.03	11:01:25.295
8 -	2:08.289 (3)	0.653	75.54	11:03:33.584
9 -	2:08.212 (2)	0.576	75.58	11:05:41.796
10 -	2:10.039	2.403	74.52	11:07:51.835

P17 96 Charles MUGGLESTONE

LAP	LAP TIME	DIFF	MPH	TIME OF DAY
1 -	2:18.685	10.180	69.87	10:48:31.943
2 -	2:08.505 (1)		75.41	10:50:40.448
3 -	2:09.023	0.518	75.11	10:52:49.471
4 -	2:09.757	1.252	74.68	10:54:59.228
5 -	2:10.174	1.669	74.44	10:57:09.402
6 -	2:09.126	0.621	75.05	10:59:18.528
7 -	2:08.719 (2)	0.214	75.29	11:01:27.247
8 -	2:08.904 (3)	0.399	75.18	11:03:36.151
9 -	2:09.147	0.642	75.04	11:05:45.298
10 -	2:10.387	1.882	74.32	11:07:55.685

P18 29 Adam CRAIG

LAP	LAP TIME	DIFF	MPH	TIME OF DAY
1 -	2:20.642	12.590	68.90	10:48:33.900
2 -	2:08.563 (3)	0.511	75.38	10:50:42.463
3 -	2:08.052 (1)		75.68	10:52:50.515
4 -	2:10.278	2.226	74.38	10:55:00.793
5 -	2:09.161	1.109	75.03	10:57:09.954
6 -	2:09.186	1.134	75.01	10:59:19.140
7 -	2:08.560 (2)	0.508	75.38	11:01:27.700
8 -	2:08.589	0.537	75.36	11:03:36.289
9 -	2:08.862	0.810	75.20	11:05:45.151
10 -	2:10.748	2.696	74.12	11:07:55.899

P19 74 Clive CHISNALL (M)

LAP	LAP TIME	DIFF	MPH	TIME OF DAY
1 -	2:21.740	13.673	68.37	10:48:34.998
2 -	2:09.344	1.277	74.92	10:50:44.342
3 -	2:09.849	1.782	74.63	10:52:54.191
4 -	2:08.185 (2)	0.118	75.60	10:55:02.376
5 -	2:09.088	1.021	75.07	10:57:11.464

Weather / Track : Bright / Dry

Mazda MX-5 Championship

RACE 1 - LAP ANALYSIS

DIFF = Difference To Personal Best Lap

6 -	2:09.086	1.019	75.07	10:59:20.550
7 -	2:08.067 (1)		75.67	11:01:28.617
8 -	2:08.658 (3)	0.591	75.32	11:03:37.275
9 -	2:10.315	2.248	74.36	11:05:47.590
10 -	2:09.025	0.958	75.11	11:07:56.615

P20 31 Bryn GRIFFITHS (M)

LAP	LAP TIME	DIFF	MPH	TIME OF DAY
1 -	2:23.150	14.578	67.70	10:48:36.408
2 -	2:09.263	0.691	74.97	10:50:45.671
3 -	2:09.048	0.476	75.09	10:52:54.719
4 -	2:09.303	0.731	74.95	10:55:04.022
5 -	2:08.975 (3)	0.403	75.14	10:57:12.997
6 -	2:08.726 (2)	0.154	75.28	10:59:21.723
7 -	2:09.059	0.487	75.09	11:01:30.782
8 -	2:08.572 (1)		75.37	11:03:39.354
9 -	2:09.401	0.829	74.89	11:05:48.755
10 -	2:10.024	1.452	74.53	11:07:58.779

P21 50 Sam ATTARD

LAP	LAP TIME	DIFF	MPH	TIME OF DAY
1 -	2:21.522	13.474	68.47	10:48:34.780
2 -	2:09.865	1.817	74.62	10:50:44.645
3 -	2:09.906	1.858	74.60	10:52:54.551
4 -	2:08.113 (2)	0.065	75.64	10:55:02.664
5 -	2:09.170	1.122	75.02	10:57:11.834
6 -	2:09.258	1.210	74.97	10:59:21.092
7 -	2:08.048 (1)		75.68	11:01:29.140
8 -	2:08.536 (3)	0.488	75.39	11:03:37.676
9 -	2:10.449	2.401	74.29	11:05:48.125
10 -	2:10.873	2.825	74.05	11:07:58.998

P22 65 William HAYDEN

LAP	LAP TIME	DIFF	MPH	TIME OF DAY
1 -	2:18.558	10.783	69.94	10:48:31.816
2 -	2:07.775 (1)		75.84	10:50:39.591
3 -	2:09.522	1.747	74.82	10:52:49.113
4 -	2:10.325	2.550	74.36	10:54:59.438
5 -	2:10.155	2.380	74.45	10:57:09.593
6 -	2:09.518	1.743	74.82	10:59:19.111
7 -	2:08.929 (3)	1.154	75.16	11:01:28.040
8 -	2:08.630 (2)	0.855	75.34	11:03:36.670
9 -	2:11.171	3.396	73.88	11:05:47.841
10 -	2:11.376	3.601	73.76	11:07:59.217

P23 37 Tim DORE (M)

LAP	LAP TIME	DIFF	MPH	TIME OF DAY
1 -	2:24.255	15.742	67.18	10:48:37.513
2 -	2:11.032	2.519	73.96	10:50:48.545
3 -	2:08.700 (3)	0.187	75.30	10:52:57.245
4 -	2:08.513 (1)		75.41	10:55:05.758
5 -	2:09.540	1.027	74.81	10:57:15.298
6 -	2:08.663 (2)	0.150	75.32	10:59:23.961
7 -	2:08.986	0.473	75.13	11:01:32.947
8 -	2:10.002	1.489	74.54	11:03:42.949
9 -	2:11.375	2.862	73.76	11:05:54.324
10 -	2:10.383	1.870	74.32	11:08:04.707

DIFF = Difference To Personal Best Lap

P24 173 Stuart FRENCH				
LAP	LAP TIME	DIFF	MPH	TIME OF DAY
1 -	2:24.104	15.066	67.25	10:48:37.362
2 -	2:14.190	5.152	72.22	10:50:51.552
3 -	2:12.092	3.054	73.36	10:53:03.644
4 -	2:09.914	0.876	74.59	10:55:13.558
5 -	2:09.129 (2)	0.091	75.05	10:57:22.687
6 -	2:09.142 (3)	0.104	75.04	10:59:31.829
7 -	2:09.316	0.278	74.94	11:01:41.145
8 -	2:09.563	0.525	74.79	11:03:50.708
9 -	2:09.038 (1)		75.10	11:05:59.746
10 -	2:09.769	0.731	74.68	11:08:09.515

P25 90 Bruce ROBINSON (M)

LAP	LAP TIME	DIFF	MPH	TIME OF DAY
1 -	2:23.549	12.720	67.51	10:48:36.807
2 -	2:23.485	12.656	67.54	10:51:00.292
3 -	2:12.766	1.937	72.99	10:53:13.058
4 -	2:11.394	0.565	73.75	10:55:24.452
5 -	2:11.048 (2)	0.219	73.95	10:57:35.500
6 -	2:11.470	0.641	73.71	10:59:46.970
7 -	2:11.286 (3)	0.457	73.81	11:01:58.256
8 -	2:11.575	0.746	73.65	11:04:09.831
9 -	2:10.829 (1)		74.07	11:06:20.660
10 -	2:11.302	0.473	73.80	11:08:31.962

P26 72 Matt LUFF

LAP	LAP TIME	DIFF	MPH	TIME OF DAY
1 -	2:14.306	8.519	72.15	10:48:27.564
2 -	2:06.741	0.954	76.46	10:50:34.305
3 -	2:05.787 (1)		77.04	10:52:40.092
4 -	2:06.505 (2)	0.718	76.60	10:54:46.597
5 -	2:06.672 (3)	0.885	76.50	10:56:53.269
6 -	2:06.875	1.088	76.38	10:59:00.144
7 -	2:06.824	1.037	76.41	11:01:06.968

Weather / Track : Bright / Dry

Results can be found at www.tsl-timing.com

Page 3 of 3

Oulton Park International
Circuit Length = 2.6920 miles
Start: 10:46 Flag 11:07 End: 11:09

Printed - 11:26 Saturday, 03 August 2019

Mazda MX-5 Championship

RACE 1 - POSITION CHART

No	Name	Lap Pos	Lap									
			1	2	3	4	5	6	7	8	9	10
63	ALLWOOD	1	63	63	63	5	41	41	41	41	41	41
5	LANGRIDGE	2	41	41	5	41	5	5	5	5	5	5
41	WIGGIN	3	4	5	41	71	71	71	71	71	71	71
4	BESSELL	4	5	71	71	1	1	1	1	1	1	1
72	LUFF	5	71	1	1	63	77	77	77	77	77	77
55	POLLARD	6	1	4	77	77	4	72	72	93	55	93
1	BLACKWELL-CHAMBE	7	77	77	4	4	72	93	93	55	93	55
77	FODEN	8	72	72	72	72	93	4	55	4	54	54
23	TOLLEY (M)	9	55	93	93	93	63	33	4	54	4	33
71	SHORT	10	93	33	33	33	33	55	54	33	33	4
93	BREWER	11	33	23	23	55	55	54	33	63	23	63
33	GREATREX (M)	12	23	54	55	23	54	63	63	23	63	23
54	BAILEY (M)	13	54	55	54	54	23	23	23	94	94	94
94	MILLER	14	40	40	40	40	40	40	94	40	40	40
40	HANCY	15	94	65	65	96	666	666	40	666	666	544
544	MOODY	16	666	96	96	65	94	94	666	544	544	666
666	WATERS	17	65	666	666	666	96	96	96	96	29	96
96	MUGGLESTONE	18	96	544	544	94	65	544	544	29	96	29
50	ATTARD	19	544	29	29	544	544	65	29	65	74	74
65	HAYDEN	20	29	94	94	29	29	29	65	74	65	31
37	DORE (M)	21	50	74	74	74	74	74	74	50	50	50
29	CRAIG	22	74	50	50	50	50	50	50	31	31	65
31	GRIFFITHS (M)	23	31	31	31	31	31	31	31	37	37	37
74	CHISNALL (M)	24	90	37	37	37	37	37	37	173	173	173
173	FRENCH	25	173	173	173	173	173	173	173	90	90	90
90	ROBINSON (M)	26	37	90	90	90	90	90	90			

Weather / Track : Bright / Dry

Results can be found at www.tsl-timing.com

Oulton Park International
 Circuit Length = 2.6920 miles
 Start: 10:46 Flag 11:07 End: 11:09

Printed - 11:25 Saturday, 03 August 2019

Mazda MX-5 Championship

RACE 1 - STATISTICS

Competitors Started 26
Planned Start 2019-08-03 @ 10:50:00.000
Actual Start 2019-08-03 @ 10:46:13.257
Finish Time 2019-08-03 @ 11:07:20.435
Track Length 2.6920mi.
Total Laps 257
Total Distance Covered 691.8513mi.

Session Fastest Lap History

NO	NAME	LAP TIME	TIME OF DAY	LAP	VEHICLE
63	Oliver ALLWOOD	2:12.297	10:48:25.569	1	Mazda MX-5 Mk1
63	Oliver ALLWOOD	2:05.456	10:50:31.025	2	Mazda MX-5 Mk1
5	John LANGRIDGE	2:05.278	10:50:31.857	2	Mazda MX-5 Mk1
5	John LANGRIDGE	2:05.236	10:52:37.094	3	Mazda MX-5 Mk1

Session Leader History

NO	NAME	FROM LAP	LAPS LED	DISTANCE	VEHICLE
63	Oliver ALLWOOD	1	3	8.07 miles	Mazda MX-5 Mk1
5	John LANGRIDGE	4	1	2.69 miles	Mazda MX-5 Mk1
41	Joe WIGGIN	5	6	16.15 miles	Mazda MX-5 Mk1

Flag History

TYPE	TIME OF DAY
GREEN	10:46:13.257
FINISH	11:07:20.435

Flag Statistics

TYPE	COUNT	TOTAL LAPS	TOTAL TIME
Green	1	10	22:56.340
Red	0	0	0.000
Safety Car	0	0	0.000
FCY	0	0	0.000

Weather / Track : Bright / Dry

These results are provisional until the conclusion of any judicial and technical matters.

Oulton Park International
Circuit Length = 2.6920 miles
Start: 10:46 Flag 11:07 End: 11:09

Clerk Of Course :	Timekeeper :
-------------------	--------------

Mazda MX-5 Championship

RACE 3 - CLASSIFICATION

POS	NO	NAME	ENTRY	LAPS	TIME	GAP	DIFF	MPH	BEST	ON
1	82	Michael KNIBBS	Mazda MX-5 Mk1	10	21:39.705			74.56	2:08.418	6
2	26*	Charlie RAWLES	Mazda MX-5 Mk1	10	21:51.474	11.769	11.769	73.89	2:08.524	6
3	7	Adrian BURGE (M)	Mazda MX-5 Mk1	10	21:56.779	17.074	5.305	73.59	2:09.210	4
4	722	Alan HAWKINS (M)	Mazda MX-5 Mk1	10	21:57.312	17.607	0.533	73.56	2:09.735	6
5	57	Oliver JENKINS	Mazda MX-5 Mk1	10	21:58.928	19.223	1.616	73.47	2:09.814	8
6	25	Ivan LEARY (M)	Mazda MX-5 Mk1	10	21:59.928	20.223	1.000	73.42	2:09.956	5
7	13	Scott LEACH (M)	Mazda MX-5 Mk1	10	22:00.079	20.374	0.151	73.41	2:09.380	9
8	3	Richard WOOTTEN	Mazda MX-5 Mk1	10	22:03.671	23.966	3.592	73.21	2:09.886	6
9	60	Nick LE DOYEN (M)	Mazda MX-5 Mk1	10	22:20.085	40.380	16.414	72.31	2:10.514	4
10	312	Peter LANCASTER (M)	Mazda MX-5 Mk1	10	22:22.349	42.644	2.264	72.19	2:11.653	5
11	14	Elliott HANN	Mazda MX-5 Mk1	10	22:24.048	44.343	1.699	72.10	2:11.470	9
12	53	Jonathan FIELDSSEND (M)	Mazda MX-5 Mk1	10	22:25.090	45.385	1.042	72.04	2:10.888	8
13	45	Graham RUMSEY (M)	Mazda MX-5 Mk1	10	22:30.068	50.363	4.978	71.78	2:11.117	10
14	99	Ian WHITEWICK	Mazda MX-5 Mk1	10	22:31.800	52.095	1.732	71.69	2:10.998	5
15	11	Sam JARVIS	Mazda MX-5 Mk1	10	22:32.384	52.679	0.584	71.66	2:11.602	6
16	21	Chris MOLLOY	Mazda MX-5 Mk1	10	22:34.737	55.032	2.353	71.53	2:13.281	9
17	58	Dale WHITEMAN (M)	Mazda MX-5 Mk1	10	23:00.353	1:20.648	25.616	70.20	2:14.705	4
18	78	Richard BARTLETT (M)	Mazda MX-5 Mk1	10	23:13.743	1:34.038	13.390	69.53	2:12.021	4
19	18	Neil COGAN	Mazda MX-5 Mk1	9	22:28.055	1 Lap	1 Lap	64.70	2:22.383	7
NOT CLASSIFIED										
DNF	30	Dave TURTON	Mazda MX-5 Mk1	8	18:04.283	2 Laps	1 Lap	71.50	2:08.970	4
DNF	10	Thomas MALLETT	Mazda MX-5 Mk1	4	9:03.815	6 Laps	4 Laps	71.28	2:11.815	4
DNF	52	Jack WILLMOTT	Mazda MX-5 Mk1	2	4:43.883	8 Laps	2 Laps	68.27	2:17.885	2
DNF	56	Thomas JENKINS	Mazda MX-5 Mk1	0						
DQ	20	Christopher GINN (M)	Mazda MX-5 Mk1	0						
DQ	68	Ashley HEATH (M)	Mazda MX-5 Mk1	0						
FASTEST LAP										
82	Michael KNIBBS	Mazda MX-5 Mk1	6	2:08.418	75.46 mph	121.45 kph				

Car 26 - 10 second jump start penalty.

Cars 20 & 68 disqualified from race by Clerk of Course - Driving standards not compatible with general safety - Regulation Q14.4.4 applies

Weather / Track : Bright / Dry

These results are provisional until the conclusion of any judicial and technical matters.

Oulton Park International

Circuit Length = 2.6920 miles

Start: 11:47 Flag 12:09 End: 12:11

Clerk Of Course :	Steward :	Timekeeper :

Mazda MX-5 Championship

RACE 3 - LAP CHART

LAP 1 @ 11:49:41.678			LAP 2 @ 11:51:50.894			LAP 3 @ 11:54:00.506			LAP 4 @ 11:56:09.507			LAP 5 @ 11:58:18.200		
NO	BEHIND	LAP TIME	NO	BEHIND	LAP TIME	NO	BEHIND	LAP TIME	NO	BEHIND	LAP TIME	NO	BEHIND	LAP TIME
82		2:15.488	26		2:08.869	26		2:09.612	26		2:09.001	26		2:08.693
26	0.347	2:15.835	82	0.130	2:09.346	82	0.256	2:09.738	82	0.405	2:09.150	82	0.257	2:08.545
722	3.630	2:19.118	57	5.878	2:11.026	722	7.989	2:11.411	722	9.086	2:10.098	13	10.994	2:10.339
57	4.068	2:19.556	13	6.005	2:10.588	13	8.340	2:11.947	13	9.348	2:10.009	722	11.443	2:11.050
13	4.633	2:20.121	722	6.190	2:11.776	57	8.654	2:12.388	30	10.371	2:08.970	30	11.835	2:10.157
20	5.269	2:20.757	3	6.872	2:10.765	3	8.796	2:11.536	57	10.613	2:10.960	57	12.077	2:10.157
3	5.323	2:20.811	20	7.484	2:11.431	20	9.023	2:11.151	7	11.424	2:09.210	7	12.551	2:09.820
25	7.277	2:22.765	25	9.577	2:11.516	30	10.402	2:10.034	20	12.351	2:12.329	25	14.269	2:09.956
78	7.536	2:23.024	30	9.980	2:10.492	25	11.131	2:11.166	25	13.006	2:10.876	3	15.206	2:10.519
45	7.628	2:23.116	45	10.757	2:12.345	7	11.215	2:09.873	3	13.380	2:13.585	20	15.475	2:11.817
11	8.413	2:23.901	7	10.954	2:11.572	45	16.670	2:15.525	45	19.462	2:11.793	45	22.784	2:12.015
7	8.598	2:24.086	78	12.189	2:13.869	78	17.331	2:14.754	78	20.351	2:12.021	14	26.232	2:13.519
30	8.704	2:24.192	14	12.846	2:12.972	14	17.660	2:14.426	10	20.498	2:11.815	60	27.009	2:13.021
14	9.090	2:24.578	10	13.848	2:13.329	10	17.684	2:13.448	14	21.406	2:12.747	312	27.747	2:11.653
10	9.735	2:25.223	68	16.154	2:15.051	68	21.090	2:14.548	60	22.681	2:10.514	53	32.502	2:13.594
68	10.319	2:25.807	312	17.995	2:16.021	60	21.168	2:12.436	312	24.787	2:12.099	68	32.889	2:15.174
99	10.333	2:25.821	60	18.344	2:14.871	312	21.689	2:13.306	68	26.408	2:14.319	21	33.457	2:13.718
52	10.510	2:25.998	52	19.179	2:17.885	21	23.687	2:13.947	53	27.601	2:12.740	99	33.622	2:10.998
312	11.190	2:26.678	21	19.352	2:17.006	53	23.862	2:13.325	21	28.432	2:13.746	11	36.912	2:11.974
21	11.562	2:27.050	53	20.149	2:16.940	58	27.635	2:15.689	99	31.317	2:11.756	58	41.848	2:17.202
53	12.425	2:27.913	58	21.558	2:16.950	99	28.562	2:11.813	58	33.339	2:14.705	78	51.506	2:39.848
60	12.689	2:28.177	99	26.361	2:25.244	11	30.284	2:12.363	11	33.631	2:12.348	18	1:40.003	2:42.685
58	13.824	2:29.312	11	27.533	2:28.336	18	51.530	2:24.109	18	1:06.011	2:23.482			
18	21.399	2:36.887	18	37.033	2:24.850									

Weather / Track : Bright / Dry

Oulton Park International
 Circuit Length = 2.6920 miles
 Start: 11:47 Flag 12:09 End: 12:11

Mazda MX-5 Championship

RACE 3 - LAP CHART

LAP 6 @ 12:00:26.724			LAP 7 @ 12:02:36.660			LAP 8 @ 12:04:46.115			LAP 9 @ 12:06:55.767			LAP 10 @ 12:09:05.895		
NO	BEHIND	LAP TIME	NO	BEHIND	LAP TIME	NO	BEHIND	LAP TIME	NO	BEHIND	LAP TIME	NO	BEHIND	LAP TIME
26		2:08.524	26		2:09.936	26		2:09.455	26		2:09.652	82		2:09.756
82	0.151	2:08.418	82	0.339	2:10.124	82	0.193	2:09.309	82	0.372	2:09.831	26	1.769	2:11.897
13	12.494	2:10.024	722	14.418	2:11.700	722	15.999	2:11.036	722	16.131	2:09.784	7	17.074	2:10.871
722	12.654	2:09.735	13	14.940	2:12.382	7	16.435	2:10.128	7	16.331	2:09.548	722	17.607	2:11.604
7	13.391	2:09.364	7	15.762	2:12.307	13	16.789	2:11.304	13	16.517	2:09.380	57	19.223	2:10.781
30	13.861	2:10.550	30	16.171	2:12.246	57	17.280	2:09.814	57	18.570	2:10.942	25	20.223	2:11.425
57	15.023	2:11.470	57	16.921	2:11.834	25	17.924	2:10.274	25	18.926	2:10.654	13	20.374	2:13.985
25	15.946	2:10.201	25	17.105	2:11.095	3	20.776	2:12.489	3	23.693	2:12.569	3	23.966	2:10.401
3	16.568	2:09.886	3	17.742	2:11.110	20	21.904	2:11.703	20	24.600	2:12.348	20	25.431	2:10.959
20	17.984	2:11.033	20	19.656	2:11.608	60	37.264	2:13.026	18	1 Lap	2:41.996	60	40.380	2:11.825
14	32.008	2:14.300	60	33.693	2:11.305	312	37.810	2:11.989	60	38.683	2:11.071	312	42.644	2:12.879
60	32.324	2:13.839	312	35.276	2:12.633	14	39.947	2:12.255	312	39.893	2:11.735	14	44.343	2:12.706
312	32.579	2:13.356	14	37.147	2:15.075	53	40.420	2:10.888	14	41.765	2:11.470	53	45.385	2:12.971
53	36.885	2:12.907	53	38.987	2:12.038	30	44.358	2:37.642 P	53	42.542	2:11.774	18	1 Lap	2:27.967
68	37.750	2:13.385	68	41.391	2:13.577	45	45.132	2:12.969	45	49.374	2:13.894	45	50.363	2:11.117
99	38.813	2:13.715	99	41.453	2:12.576	11	46.320	2:13.781	99	49.574	2:12.747	99	52.095	2:12.649
45	38.842	2:24.582	45	41.618	2:12.712	99	46.479	2:14.481	11	50.227	2:13.559	11	52.679	2:12.580
21	39.765	2:14.832	11	41.994	2:11.940	68	46.902	2:14.966	68	50.820	2:13.570	21	55.032	2:13.903
11	39.990	2:11.602	21	43.584	2:13.755	21	47.628	2:13.499	21	51.257	2:13.281	68	1:09.635	2:28.943
58	51.421	2:18.097	58	58.523	2:17.038	58	1:04.677	2:15.609	58	1:13.753	2:18.728	58	1:20.648	2:17.023
78	58.393	2:15.411	78	1:03.568	2:15.111	78	1:07.170	2:13.057	78	1:28.224	2:30.706	78	1:34.038	2:15.942
18	1:55.175	2:23.696	18	2:07.622	2:22.383									

Weather / Track : Bright / Dry

Results can be found at www.tsl-timing.com

Page 2 of 2

Oulton Park International
 Circuit Length = 2.6920 miles
 Start: 11:47 Flag 12:09 End: 12:11

Printed - 12:14 Saturday, 03 August 2019

Mazda MX-5 Championship

RACE 3 - LAP ANALYSIS

DIFF = Difference To Personal Best Lap

P1 82 Michael KNIBBS				
LAP	LAP TIME	DIFF	MPH	TIME OF DAY
1 -	2:15.488	7.070	71.52	11:49:41.678
2 -	2:09.346	0.928	74.92	11:51:51.024
3 -	2:09.738	1.320	74.69	11:54:00.762
4 -	2:09.150 (3)	0.732	75.03	11:56:09.912
5 -	2:08.545 (2)	0.127	75.39	11:58:18.457
6 -	2:08.418 (1)		75.46	12:00:26.875
7 -	2:10.124	1.706	74.47	12:02:36.999
8 -	2:09.309	0.891	74.94	12:04:46.308
9 -	2:09.831	1.413	74.64	12:06:56.139
10 -	2:09.756	1.338	74.68	12:09:05.895

P2 26 Charlie RAWLES				
LAP	LAP TIME	DIFF	MPH	TIME OF DAY
1 -	2:15.835	7.311	71.34	11:49:42.025
2 -	2:08.869 (3)	0.345	75.20	11:51:50.894
3 -	2:09.612	1.088	74.77	11:54:00.506
4 -	2:09.001	0.477	75.12	11:56:09.507
5 -	2:08.693 (2)	0.169	75.30	11:58:18.200
6 -	2:08.524 (1)		75.40	12:00:26.724
7 -	2:09.936	1.412	74.58	12:02:36.660
8 -	2:09.455	0.931	74.86	12:04:46.115
9 -	2:09.652	1.128	74.74	12:06:55.767
10 -	2:11.897	3.373	73.47	12:09:07.664

P3 7 Adrian BURGE (M)				
LAP	LAP TIME	DIFF	MPH	TIME OF DAY
1 -	2:24.086	14.876	67.26	11:49:50.276
2 -	2:11.572	2.362	73.65	11:52:01.848
3 -	2:09.873	0.663	74.62	11:54:11.721
4 -	2:09.210 (1)		75.00	11:56:20.931
5 -	2:09.820	0.610	74.65	11:58:30.751
6 -	2:09.364 (2)	0.154	74.91	12:00:40.115
7 -	2:12.307	3.097	73.24	12:02:52.422
8 -	2:10.128	0.918	74.47	12:05:02.550
9 -	2:09.548 (3)	0.338	74.80	12:07:12.098
10 -	2:10.871	1.661	74.05	12:09:22.969

P4 722 Alan HAWKINS (M)				
LAP	LAP TIME	DIFF	MPH	TIME OF DAY
1 -	2:19.118	9.383	69.66	11:49:45.308
2 -	2:11.776	2.041	73.54	11:51:57.084
3 -	2:11.411	1.676	73.74	11:54:08.495
4 -	2:10.098 (3)	0.363	74.49	11:56:18.593
5 -	2:11.050	1.315	73.95	11:58:29.643
6 -	2:09.735 (1)		74.70	12:00:39.378
7 -	2:11.700	1.965	73.58	12:02:51.078
8 -	2:11.036	1.301	73.95	12:05:02.114
9 -	2:09.784 (2)	0.049	74.67	12:07:11.898
10 -	2:11.604	1.869	73.63	12:09:23.502

P5 57 Oliver JENKINS				
LAP	LAP TIME	DIFF	MPH	TIME OF DAY
1 -	2:19.556	9.742	69.44	11:49:45.746
2 -	2:11.026	1.212	73.96	11:51:56.772
3 -	2:12.388	2.574	73.20	11:54:09.160
4 -	2:10.960	1.146	74.00	11:56:20.120
5 -	2:10.157 (2)	0.343	74.45	11:58:30.277
6 -	2:11.470	1.656	73.71	12:00:41.747

DIFF = Difference To Personal Best Lap

7 -	2:11.834	2.020	73.51	12:02:53.581
8 -	2:09.814 (1)		74.65	12:05:03.395
9 -	2:10.942	1.128	74.01	12:07:14.337
10 -	2:10.781 (3)	0.967	74.10	12:09:25.118

P6 25 Ivan LEARY (M)				
LAP	LAP TIME	DIFF	MPH	TIME OF DAY
1 -	2:22.765	12.809	67.88	11:49:48.955
2 -	2:11.516	1.560	73.68	11:52:00.471
3 -	2:11.166	1.210	73.88	11:54:11.637
4 -	2:10.876	0.920	74.04	11:56:22.513
5 -	2:09.956 (1)		74.57	11:58:32.469
6 -	2:10.201 (2)	0.245	74.43	12:00:42.670
7 -	2:11.095	1.139	73.92	12:02:53.765
8 -	2:10.274 (3)	0.318	74.39	12:05:04.039
9 -	2:10.654	0.698	74.17	12:07:14.693
10 -	2:11.425	1.469	73.74	12:09:26.118

P7 13 Scott LEACH (M)				
LAP	LAP TIME	DIFF	MPH	TIME OF DAY
1 -	2:20.121	10.741	69.16	11:49:46.311
2 -	2:10.588	1.208	74.21	11:51:56.899
3 -	2:11.947	2.567	73.44	11:54:08.846
4 -	2:10.009 (2)	0.629	74.54	11:56:18.855
5 -	2:10.339	0.959	74.35	11:58:29.194
6 -	2:10.024 (3)	0.644	74.53	12:00:39.218
7 -	2:12.382	3.002	73.20	12:02:51.600
8 -	2:11.304	1.924	73.80	12:05:02.904
9 -	2:09.380 (1)		74.90	12:07:12.284
10 -	2:13.985	4.605	72.33	12:09:26.269

P8 3 Richard WOOTTEN				
LAP	LAP TIME	DIFF	MPH	TIME OF DAY
1 -	2:20.811	10.925	68.82	11:49:47.001
2 -	2:10.765	0.879	74.11	11:51:57.766
3 -	2:11.536	1.650	73.67	11:54:09.302
4 -	2:13.585	3.699	72.54	11:56:22.887
5 -	2:10.519 (3)	0.633	74.25	11:58:33.406
6 -	2:09.886 (1)		74.61	12:00:43.292
7 -	2:11.110	1.224	73.91	12:02:54.402
8 -	2:12.489	2.603	73.14	12:05:06.891
9 -	2:12.569	2.683	73.10	12:07:19.460
10 -	2:10.401 (2)	0.515	74.31	12:09:29.861

P9 20 Christopher GINN (M)				
LAP	LAP TIME	DIFF	MPH	TIME OF DAY
1 -	2:20.757	9.798	68.85	11:49:46.947
2 -	2:11.431	0.472	73.73	11:51:58.378
3 -	2:11.151 (3)	0.192	73.89	11:54:09.529
4 -	2:12.329	1.370	73.23	11:56:21.858
5 -	2:11.817	0.858	73.52	11:58:33.675
6 -	2:11.033 (2)	0.074	73.96	12:00:44.708
7 -	2:11.608	0.649	73.63	12:02:56.316
8 -	2:11.703	0.744	73.58	12:05:08.019
9 -	2:12.348	1.389	73.22	12:07:20.367
10 -	2:10.959 (1)		74.00	12:09:31.326

P10 60 Nick LE DOYEN (M)				
LAP	LAP TIME	DIFF	MPH	TIME OF DAY
1 -	2:28.177	17.663	65.40	11:49:54.367

Weather / Track : Bright / Dry

Mazda MX-5 Championship

RACE 3 - LAP ANALYSIS

DIFF = Difference To Personal Best Lap

2 -	2:14.871	4.357	71.85	11:52:09.238
3 -	2:12.436	1.922	73.17	11:54:21.674
4 -	2:10.514 (1)		74.25	11:56:32.188
5 -	2:13.021	2.507	72.85	11:58:45.209
6 -	2:13.839	3.325	72.41	12:00:59.048
7 -	2:11.305 (3)	0.791	73.80	12:03:10.353
8 -	2:13.026	2.512	72.85	12:05:23.379
9 -	2:11.071 (2)	0.557	73.93	12:07:34.450
10 -	2:11.825	1.311	73.51	12:09:46.275

P11 312 Peter LANCASTER (M)

LAP	LAP TIME	DIFF	MPH	TIME OF DAY
1 -	2:26.678	15.025	66.07	11:49:52.868
2 -	2:16.021	4.368	71.24	11:52:08.889
3 -	2:13.306	1.653	72.69	11:54:22.195
4 -	2:12.099	0.446	73.36	11:56:34.294
5 -	2:11.653 (1)		73.61	11:58:45.947
6 -	2:13.356	1.703	72.67	12:00:59.303
7 -	2:12.633	0.980	73.06	12:03:11.936
8 -	2:11.989 (3)	0.336	73.42	12:05:23.925
9 -	2:11.735 (2)	0.082	73.56	12:07:35.660
10 -	2:12.879	1.226	72.93	12:09:48.539

P12 14 Elliott HANN

LAP	LAP TIME	DIFF	MPH	TIME OF DAY
1 -	2:24.578	13.108	67.03	11:49:50.768
2 -	2:12.972	1.502	72.88	11:52:03.740
3 -	2:14.426	2.956	72.09	11:54:18.166
4 -	2:12.747	1.277	73.00	11:56:30.913
5 -	2:13.519	2.049	72.58	11:58:44.432
6 -	2:14.300	2.830	72.16	12:00:58.732
7 -	2:15.075	3.605	71.74	12:03:13.807
8 -	2:12.255 (2)	0.785	73.27	12:05:26.062
9 -	2:11.470 (1)		73.71	12:07:37.532
10 -	2:12.706 (3)	1.236	73.02	12:09:50.238

P13 53 Jonathan FIELDSEND (M)

LAP	LAP TIME	DIFF	MPH	TIME OF DAY
1 -	2:27.913	17.025	65.52	11:49:54.103
2 -	2:16.940	6.052	70.77	11:52:11.043
3 -	2:13.325	2.437	72.68	11:54:24.368
4 -	2:12.740	1.852	73.00	11:56:37.108
5 -	2:13.594	2.706	72.54	11:58:50.702
6 -	2:12.907	2.019	72.91	12:01:03.609
7 -	2:12.038 (3)	1.150	73.39	12:03:15.647
8 -	2:10.888 (1)		74.04	12:05:26.535
9 -	2:11.774 (2)	0.886	73.54	12:07:38.309
10 -	2:12.971	2.083	72.88	12:09:51.280

P14 45 Graham RUMSEY (M)

LAP	LAP TIME	DIFF	MPH	TIME OF DAY
1 -	2:23.116	11.999	67.71	11:49:49.306
2 -	2:12.345	1.228	73.22	11:52:01.651
3 -	2:15.525	4.408	71.50	11:54:17.176
4 -	2:11.793 (2)	0.676	73.53	11:56:28.969
5 -	2:12.015 (3)	0.898	73.41	11:58:40.984
6 -	2:24.582	13.465	67.02	12:01:05.566
7 -	2:12.712	1.595	73.02	12:03:18.278
8 -	2:12.969	1.852	72.88	12:05:31.247
9 -	2:13.894	2.777	72.38	12:07:45.141
10 -	2:11.117 (1)		73.91	12:09:56.258

DIFF = Difference To Personal Best Lap

P15 99 Ian WHITEWICK				
LAP	LAP TIME	DIFF	MPH	TIME OF DAY
1 -	2:25.821	14.823	66.46	11:49:52.011
2 -	2:25.244	14.246	66.72	11:52:17.255
3 -	2:11.813 (3)	0.815	73.52	11:54:29.068
4 -	2:11.756 (2)	0.758	73.55	11:56:40.824
5 -	2:10.998 (1)		73.98	11:58:51.822
6 -	2:13.715	2.717	72.47	12:01:05.537
7 -	2:12.576	1.578	73.09	12:03:18.113
8 -	2:14.481	3.483	72.06	12:05:32.594
9 -	2:12.747	1.749	73.00	12:07:45.341
10 -	2:12.649	1.651	73.05	12:09:57.990

P16 11 Sam JARVIS

LAP	LAP TIME	DIFF	MPH	TIME OF DAY
1 -	2:23.901	12.299	67.34	11:49:50.091
2 -	2:28.336	16.734	65.33	11:52:18.427
3 -	2:12.363	0.761	73.21	11:54:30.790
4 -	2:12.348	0.746	73.22	11:56:43.138
5 -	2:11.974 (3)	0.372	73.43	11:58:55.112
6 -	2:11.602 (1)		73.64	12:01:06.714
7 -	2:11.940 (2)	0.338	73.45	12:03:18.654
8 -	2:13.781	2.179	72.44	12:05:32.435
9 -	2:13.559	1.957	72.56	12:07:45.994
10 -	2:12.580	0.978	73.09	12:09:58.574

P17 21 Chris MOLLOY

LAP	LAP TIME	DIFF	MPH	TIME OF DAY
1 -	2:27.050	13.769	65.90	11:49:53.240
2 -	2:17.006	3.725	70.73	11:52:10.246
3 -	2:13.947	0.666	72.35	11:54:24.193
4 -	2:13.746	0.465	72.46	11:56:37.939
5 -	2:13.718 (3)	0.437	72.47	11:58:51.657
6 -	2:14.832	1.551	71.87	12:01:06.489
7 -	2:13.755	0.474	72.45	12:03:20.244
8 -	2:13.499 (2)	0.218	72.59	12:05:33.743
9 -	2:13.281 (1)		72.71	12:07:47.024
10 -	2:13.903	0.622	72.37	12:10:00.927

P18 68 Ashley HEATH (M)

LAP	LAP TIME	DIFF	MPH	TIME OF DAY
1 -	2:25.807	12.422	66.46	11:49:51.997
2 -	2:15.051	1.666	71.76	11:52:07.048
3 -	2:14.548	1.163	72.02	11:54:21.596
4 -	2:14.319	0.934	72.15	11:56:35.915
5 -	2:15.174	1.789	71.69	11:58:51.089
6 -	2:13.385 (1)		72.65	12:01:04.474
7 -	2:13.577 (3)	0.192	72.55	12:03:18.051
8 -	2:14.966	1.581	71.80	12:05:33.017
9 -	2:13.570 (2)	0.185	72.55	12:07:46.587
10 -	2:28.943	15.558	65.06	12:10:15.530

P19 58 Dale WHITEMAN (M)

LAP	LAP TIME	DIFF	MPH	TIME OF DAY
1 -	2:29.312	14.607	64.90	11:49:55.502
2 -	2:16.950	2.245	70.76	11:52:12.452
3 -	2:15.689 (3)	0.984	71.42	11:54:28.141
4 -	2:14.705 (1)		71.94	11:56:42.846
5 -	2:17.202	2.497	70.63	11:59:00.048

Weather / Track : Bright / Dry

Mazda MX-5 Championship

RACE 3 - LAP ANALYSIS

DIFF = Difference To Personal Best Lap

6 -	2:18.097	3.392	70.17	12:01:18.145
7 -	2:17.038	2.333	70.71	12:03:35.183
8 -	2:15.609 (2)	0.904	71.46	12:05:50.792
9 -	2:18.728	4.023	69.85	12:08:09.520
10 -	2:17.023	2.318	70.72	12:10:26.543

P20 78 Richard BARTLETT (M)

LAP	LAP TIME	DIFF	MPH	TIME OF DAY
1 -	2:23.024	11.003	67.75	11:49:49.214
2 -	2:13.869 (3)	1.848	72.39	11:52:03.083
3 -	2:14.754	2.733	71.91	11:54:17.837
4 -	2:12.021 (1)		73.40	11:56:29.858
5 -	2:39.848	27.827	60.62	11:59:09.706
6 -	2:15.411	3.390	71.56	12:01:25.117
7 -	2:15.111	3.090	71.72	12:03:40.228
8 -	2:13.057 (2)	1.036	72.83	12:05:53.285
9 -	2:30.706	18.685	64.30	12:08:23.991
10 -	2:15.942	3.921	71.28	12:10:39.933

P21 18 Neil COGAN

LAP	LAP TIME	DIFF	MPH	TIME OF DAY
1 -	2:36.887	14.504	61.77	11:50:03.077
2 -	2:24.850	2.467	66.90	11:52:27.927
3 -	2:24.109	1.726	67.24	11:54:52.036
4 -	2:23.482 (2)	1.099	67.54	11:57:15.518
5 -	2:42.685	20.302	59.57	11:59:58.203
6 -	2:23.696 (3)	1.313	67.44	12:02:21.899
7 -	2:22.383 (1)		68.06	12:04:44.282
8 -	2:41.996	19.613	59.82	12:07:26.278
9 -	2:27.967	5.584	65.49	12:09:54.245

P22 30 Dave TURTON

LAP	LAP TIME	DIFF	MPH	TIME OF DAY
1 -	2:24.192	15.222	67.21	11:49:50.382
2 -	2:10.492	1.522	74.26	11:52:00.874
3 -	2:10.034 (2)	1.064	74.52	11:54:10.908
4 -	2:08.970 (1)		75.14	11:56:19.878
5 -	2:10.157 (3)	1.187	74.45	11:58:30.035
6 -	2:10.550	1.580	74.23	12:00:40.585
7 -	2:12.246	3.276	73.28	12:02:52.831
8 -	2:37.642 P	28.672	61.47	12:05:30.473

P23 10 Thomas MALLETT

LAP	LAP TIME	DIFF	MPH	TIME OF DAY
1 -	2:25.223	13.408	66.73	11:49:51.413
2 -	2:13.329 (2)	1.514	72.68	11:52:04.742
3 -	2:13.448 (3)	1.633	72.62	11:54:18.190
4 -	2:11.815 (1)		73.52	11:56:30.005

P24 52 Jack WILLMOTT

LAP	LAP TIME	DIFF	MPH	TIME OF DAY
1 -	2:25.998 (2)	8.113	66.37	11:49:52.188
2 -	2:17.885 (1)		70.28	11:52:10.073

Mazda MX-5 Championship

RACE 3 - POSITION CHART

No	Name	Lap												
		Pos	1	2	3	4	5	6	7	8	9	10		
82	KNIBBS	1	82	26	26	26	26	26	26	26	26	26	26	82
20	GINN (M)	2	26	82	82	82	82	82	82	82	82	82	82	26
26	RAWLES	3	722	57	722	722	13	13	722	722	722	722	7	
52	WILLMOTT	4	57	13	13	13	722	722	13	7	7	7	722	
13	LEACH (M)	5	13	722	57	30	30	7	7	13	13	57		
722	HAWKINS (M)	6	20	3	3	57	57	30	30	57	57	25		
57	JENKINS	7	3	20	20	7	7	57	57	25	25	13		
60	LE DOYEN (M)	8	25	25	30	20	25	25	25	3	3	3		
78	BARTLETT (M)	9	78	30	25	25	3	3	3	20	20	20		
45	RUMSEY (M)	10	45	45	7	3	20	20	20	60	60	60		
14	HANN	11	11	7	45	45	45	14	60	312	312	312		
25	LEARY (M)	12	7	78	78	78	14	60	312	14	14	14		
11	JARVIS	13	30	14	14	10	60	312	14	53	53	53		
3	WOOTTEN	14	14	10	10	14	312	53	53	30	45	45		
21	MOLLOY	15	10	68	68	60	53	68	68	45	99	99		
10	MALLETT	16	68	312	60	312	68	99	99	11	11	11		
68	HEATH (M)	17	99	60	312	68	21	45	45	99	68	21		
7	BURGE (M)	18	52	52	21	53	99	21	11	68	21	68		
18	COGAN	19	312	21	53	21	11	11	21	21	58	58		
99	WHITEWICK	20	21	53	58	99	58	58	58	58	78	78		
56	JENKINS	21	53	58	99	58	78	78	78	78	18			
53	FIELDSEND (M)	22	60	99	11	11	18	18	18	18				
312	LANCASTER (M)	23	58	11	18	18								
58	WHITEMAN (M)	24	18	18										
30	TURTON	25												

Weather / Track : Bright / Dry


Results can be found at www.tsl-timing.com

Oulton Park International
 Circuit Length = 2.6920 miles
 Start: 11:47 Flag 12:09 End: 12:11

Printed - 12:13 Saturday, 03 August 2019

Mazda MX-5 Championship Group 1

RACE 6 - GRID (20 minutes)

ROW 13	25	722 Alan HAWKINS (M)	26	57 Oliver JENKINS		
ROW 12		23	26 Charlie RAWLES	24	7 Adrian BURGE (M)	
ROW 11		21:45.740	21	50 Sam ATTARD	22	82 Michael KNIBBS
ROW 10		21:43.357	19	74 Clive CHISNALL (M)	20	21:45.521 31 Bryn GRIFFITHS (M)
ROW 9		21:42.427	17	96 Charles MUGGLESTONE	18	21:42.641 29 Adam CRAIG
ROW 8		21:37.433	15	544 Jack MOODY	16	21:38.577 666 David WATERS
ROW 7		21:35.684	13	94 Ash MILLER	14	21:37.346 40 Ben HANCY
ROW 6		21:24.975	11	63 Oliver ALLWOOD	12	21:25.268 23 Martin TOLLEY (M)
ROW 5		21:22.521	9	33 Jason GREATREX (M)	10	21:22.544 4 Adam BESSELL
ROW 4		21:21.193	7	55 Matt POLLARD	8	21:21.479 54 Marcus BAILEY (M)
ROW 3		21:10.085	5	77 Steve FODEN	6	21:21.122 93 Jack BREWER
ROW 2		21:09.347	3	71 Ben SHORT	4	21:09.594 1 Will BLACKWELL-CHAMBERS
ROW 1		21:08.771	1	41 Joe WIGGIN	2	21:09.276 5 John LANGRIDGE
Pole						
						

Oulton Park International
 Circuit Length = 2.6920 miles

These results are provisional until the conclusion of any judicial and technical matters.


Clerk Of Course :	Steward :	Timekeeper :

Results can be found at www.tsl-timing.com

Printed - 12:46 Saturday, 03 August 2019

Mazda MX-5 Championship Group 2

RACE 8 - GRID (20 minutes)

ROW 13	25	0.000	68 Ashley HEATH (M)		
ROW 12		0.000	23 56 Thomas JENKINS		24 0.000 20 Christopher GINN (M)
ROW 11	21	9:03.815	10 Thomas MALLETT		22 4:43.883 52 Jack WILLMOTT
ROW 10		22:28.055	19 18 Neil COGAN		20 18:04.283 30 Dave TURTON
ROW 9	17	23:00.353	58 Dale WHITEMAN (M)		18 23:13.743 78 Richard BARTLETT (M)
ROW 8		22:32.384	15 11 Sam JARVIS		16 22:34.737 21 Chris MOLLOY
ROW 7	13	22:30.068	45 Graham RUMSEY (M)		14 22:31.800 99 Ian WHITEWICK
ROW 6		22:24.048	11 14 Elliott HANN		12 22:25.090 53 Jonathan FIELDSSEND (M)
ROW 5	9	22:20.085	60 Nick LE DOYEN (M)		10 22:22.349 312 Peter LANCASTER (M)
ROW 4		22:00.079	7 13 Scott LEACH (M)		8 22:03.671 3 Richard WOOTTEN
ROW 3	5	21:59.928	173 Stuart FRENCH		6 25 Ivan LEARY (M)
ROW 2			3 90 Bruce ROBINSON (M)		4 72 Matt LUFF
ROW 1	1		65 William HAYDEN		2 37 Tim DORE (M)
Pole					
					

Oulton Park International
 Circuit Length = 2.6920 miles

These results are provisional until the conclusion of any judicial and technical matters.

Clerk Of Course :	Steward :	Timekeeper :

Results can be found at www.tsl-timing.com

Printed - 13:33 Saturday, 03 August 2019

Mazda MX-5 Championship Group 1

RACE 6 - CLASSIFICATION

POS	NO	NAME	ENTRY	LAPS	TIME	GAP	DIFF	MPH	BEST	ON
1	71	Ben SHORT	Mazda MX5 Mk1	10	21:13.547			76.09	2:06.307	7
2	5	John LANGRIDGE	Mazda MX-5 Mk1	10	21:14.055	0.508	0.508	76.06	2:05.876	5
3	41	Joe WIGGIN	Mazda MX-5 Mk1	10	21:14.446	0.899	0.391	76.04	2:06.057	5
4	1	Will BLACKWELL-CHAMBERS	Mazda MX-5 Mk1	10	21:17.073	3.526	2.627	75.88	2:06.201	5
5	63	Oliver ALLWOOD	Mazda MX-5 Mk1	10	21:17.409	3.862	0.336	75.86	2:06.498	6
6	4	Adam BESSELL	Mazda MX-5 Mk1	10	21:17.664	4.117	0.255	75.85	2:06.654	9
7	93	Jack BREWER	Mazda MX-5 Mk1	10	21:17.978	4.431	0.314	75.83	2:06.383	6
8	77	Steve FODEN	Mazda MX-5 Mk1	10	21:19.553	6.006	1.575	75.73	2:06.875	3
9	55	Matt POLLARD	Mazda MX-5 Mk1	10	21:19.687	6.140	0.134	75.73	2:06.484	6
10	23	Martin TOLLEY (M)	Mazda MX-5 Mk1	10	21:19.847	6.300	0.160	75.72	2:06.655	6
11	33	Jason GREATREX (M)	Mazda MX-5 Mk1	10	21:22.234	8.687	2.387	75.58	2:06.660	6
12	54	Marcus BAILEY (M)	Mazda MX-5 Mk1	10	21:22.669	9.122	0.435	75.55	2:06.931	6
13	544	Jack MOODY	Mazda MX-5 Mk1	10	21:29.346	15.799	6.677	75.16	2:07.333	3
14	96	Charles MUGGLESTONE	Mazda MX-5 Mk1	10	21:29.898	16.351	0.552	75.13	2:07.383	2
15	94	Ash MILLER	Mazda MX5 Mk1	10	21:30.453	16.906	0.555	75.09	2:07.005	8
16	666	David WATERS	Mazda MX-5 Mk1	10	21:33.835	20.288	3.382	74.90	2:07.503	3
17	40	Ben HANCY	Mazda MX-5 Mk1	10	21:37.902	24.355	4.067	74.66	2:07.562	6
18	82	Michael KNIBBS	Mazda MX-5 Mk1	10	21:41.093	27.546	3.191	74.48	2:07.612	6
19	29	Adam CRAIG	Mazda MX-5 Mk1	10	21:49.424	35.877	8.331	74.01	2:08.155	3
20	50	Sam ATTARD	Mazda MX-5 Mk1	10	21:51.626	38.079	2.202	73.88	2:08.629	4
21	26	Charlie RAWLES	Mazda MX-5 Mk1	10	21:51.701	38.154	0.075	73.88	2:08.331	3
22	74	Clive CHISNALL (M)	Mazda MX-5 Mk1	10	21:52.069	38.522	0.368	73.86	2:08.853	3
23	31	Bryn GRIFFITHS (M)	Mazda MX-5 Mk1	10	21:52.857	39.310	0.788	73.81	2:09.133	8
24	722	Alan HAWKINS (M)	Mazda MX-5 Mk1	10	21:57.316	43.769	4.459	73.56	2:09.420	10
25	7	Adrian BURGE (M)	Mazda MX-5 Mk1	10	21:57.947	44.400	0.631	73.53	2:09.052	4
26	57	Oliver JENKINS	Mazda MX-5 Mk1	10	22:02.217	48.670	4.270	73.29	2:10.141	6

FASTEST LAP

5	John LANGRIDGE	Mazda MX-5 Mk1	5	2:05.876	76.99 mph	123.90 kph
---	----------------	----------------	---	----------	-----------	------------

Weather / Track : Bright / Dry

These results are provisional until the conclusion of any judicial and technical matters.

Oulton Park International

Circuit Length = 2.6920 miles

Start: 14:01 Flag 14:22 End: 14:23

Clerk Of Course :	Steward :	Timekeeper :
-------------------	-----------	--------------

Results can be found at www.tsl-timing.com

Printed - 14:23 Saturday, 03 August 2019

Mazda MX-5 Championship Group 1

RACE 6 - LAP CHART

LAP 1 @ 14:03:13.607			LAP 2 @ 14:05:20.843			LAP 3 @ 14:07:27.523			LAP 4 @ 14:09:34.023			LAP 5 @ 14:11:40.360		
NO	BEHIND	LAP TIME	NO	BEHIND	LAP TIME	NO	BEHIND	LAP TIME	NO	BEHIND	LAP TIME	NO	BEHIND	LAP TIME
71		2:13.421	71		2:07.236	71		2:06.680	71		2:06.500	71		2:06.337
41	0.379	2:13.800	5	0.499	2:07.184	5	0.329	2:06.510	5	0.864	2:07.035	5	0.403	2:05.876
5	0.551	2:13.972	1	0.637	2:07.158	41	0.630	2:06.490	41	0.996	2:06.866	41	0.716	2:06.057
1	0.715	2:14.136	41	0.820	2:07.677	4	0.948	2:06.677	4	1.423	2:06.975	1	1.422	2:06.201
77	0.875	2:14.296	4	0.951	2:07.159	1	1.169	2:07.212	1	1.558	2:06.889	4	1.961	2:06.875
4	1.028	2:14.449	77	1.149	2:07.510	77	1.344	2:06.875	77	1.810	2:06.966	77	2.351	2:06.878
93	1.568	2:14.989	63	1.784	2:06.898	63	1.658	2:06.554	63	2.174	2:07.016	63	2.655	2:06.818
63	2.122	2:15.543	93	1.938	2:07.606	93	2.238	2:06.980	93	2.709	2:06.971	93	3.145	2:06.773
55	2.248	2:15.669	55	2.071	2:07.059	55	2.895	2:07.504	55	2.936	2:06.541	55	3.631	2:07.032
33	2.602	2:16.023	33	2.743	2:07.377	33	3.079	2:07.016	33	3.627	2:07.048	33	4.239	2:06.949
23	2.977	2:16.398	23	3.017	2:07.276	23	3.432	2:07.095	23	3.947	2:07.015	23	4.448	2:06.838
40	3.540	2:16.961	54	3.935	2:07.447	54	4.279	2:07.024	54	4.822	2:07.043	54	5.471	2:06.986
54	3.724	2:17.145	96	4.689	2:07.383	96	5.607	2:07.598	96	7.142	2:08.035	544	9.285	2:07.706
96	4.542	2:17.963	666	5.769	2:07.642	666	6.592	2:07.503	544	7.916	2:07.679	96	9.714	2:08.909
666	5.363	2:18.784	544	6.084	2:07.829	544	6.737	2:07.333	666	8.714	2:08.622	666	10.358	2:07.981
544	5.491	2:18.912	40	7.700	2:11.396	40	9.453	2:08.433	94	10.891	2:07.823	94	13.472	2:08.918
82	7.344	2:20.765	94	7.765	2:07.531	94	9.568	2:08.483	40	11.193	2:08.240	40	13.662	2:08.806
94	7.470	2:20.891	82	8.905	2:08.797	82	10.652	2:08.427	82	12.382	2:08.230	82	14.142	2:08.097
74	8.037	2:21.458	74	10.223	2:09.422	74	12.396	2:08.853	74	14.986	2:09.090	74	19.964	2:11.315
31	8.496	2:21.917	31	10.831	2:09.571	50	13.814	2:09.486	50	15.943	2:08.629	50	20.223	2:10.617
26	8.783	2:22.204	50	11.008	2:09.258	31	13.931	2:09.780	31	16.616	2:09.185	29	20.505	2:10.086
50	8.986	2:22.407	26	12.427	2:10.880	26	14.078	2:08.331	29	16.756	2:08.240	31	20.878	2:10.599
7	9.242	2:22.663	7	12.691	2:10.685	29	15.016	2:08.155	26	17.656	2:10.078	7	21.360	2:09.849
722	9.541	2:22.962	722	13.324	2:11.019	7	15.296	2:09.285	7	17.848	2:09.052	26	21.621	2:10.302
57	9.924	2:23.345	29	13.541	2:08.716	722	17.609	2:10.965	722	22.402	2:11.293	722	25.660	2:09.595
29	12.061	2:25.482	57	13.951	2:11.263	57	17.765	2:10.494	57	23.552	2:12.287	57	28.509	2:11.294

Weather / Track : Bright / Dry

Mazda MX-5 Championship Group 1

RACE 6 - LAP CHART

LAP 6 @ 14:13:47.031			LAP 7 @ 14:15:53.338			LAP 8 @ 14:18:00.106			LAP 9 @ 14:20:06.957			LAP 10 @ 14:22:13.733		
NO	BEHIND	LAP TIME	NO	BEHIND	LAP TIME	NO	BEHIND	LAP TIME	NO	BEHIND	LAP TIME	NO	BEHIND	LAP TIME
71		2:06.671	71		2:06.307	71		2:06.768	71		2:06.851	71		2:06.776
5	0.245	2:06.513	5	0.780	2:06.842	5	0.240	2:06.228	5	0.294	2:06.905	5	0.508	2:06.990
41	0.422	2:06.377	41	0.961	2:06.846	41	0.440	2:06.247	41	0.587	2:06.998	41	0.899	2:07.088
1	1.151	2:06.400	1	1.279	2:06.435	1	2.993	2:08.482	1	3.373	2:07.231	1	3.526	2:06.929
4	2.280	2:06.990	63	2.710	2:06.535	63	3.103	2:07.161	63	3.506	2:07.254	63	3.862	2:07.132
63	2.482	2:06.498	4	3.427	2:07.454	4	4.013	2:07.354	4	3.816	2:06.654	4	4.117	2:07.077
77	2.717	2:07.037	93	3.728	2:07.178	93	4.122	2:07.162	93	4.114	2:06.843	93	4.431	2:07.093
93	2.857	2:06.383	77	3.931	2:07.521	77	4.429	2:07.266	77	5.144	2:07.566	77	6.006	2:07.638
55	3.444	2:06.484	55	4.297	2:07.160	55	4.922	2:07.393	55	5.673	2:07.602	55	6.140	2:07.243
33	4.228	2:06.660	23	4.818	2:06.693	23	5.221	2:07.171	23	5.941	2:07.571	23	6.300	2:07.135
23	4.432	2:06.655	33	6.124	2:08.203	33	6.600	2:07.244	33	7.476	2:07.727	33	8.687	2:07.987
54	5.731	2:06.931	54	6.548	2:07.124	54	7.171	2:07.391	54	7.763	2:07.443	54	9.122	2:08.135
544	10.353	2:07.739	544	11.440	2:07.394	544	13.031	2:08.359	544	14.922	2:08.742	544	15.799	2:07.653
96	10.965	2:07.922	96	12.063	2:07.405	96	13.244	2:07.949	96	15.330	2:08.937	96	16.351	2:07.797
666	11.932	2:08.245	666	13.817	2:08.192	666	15.475	2:08.426	94	16.475	2:07.508	94	16.906	2:07.207
94	13.954	2:07.153	94	15.581	2:07.934	94	15.818	2:07.005	666	17.884	2:09.260	666	20.288	2:09.180
40	14.553	2:07.562	82	17.910	2:09.134	40	19.683	2:08.439	40	21.810	2:08.978	40	24.355	2:09.321
82	15.083	2:07.612	40	18.012	2:09.766	82	20.875	2:09.733	82	24.703	2:10.679	82	27.546	2:09.619
74	24.155	2:10.862	74	28.767	2:10.919	29	31.742	2:09.642	29	33.390	2:08.499	29	35.877	2:09.263
29	24.315	2:10.481	29	28.868	2:10.860	26	32.041	2:09.747	26	35.030	2:09.840	50	38.079	2:09.790
50	24.357	2:10.805	26	29.062	2:10.345	50	32.350	2:09.145	50	35.065	2:09.566	26	38.154	2:09.900
7	24.773	2:10.084	50	29.973	2:11.923	74	33.015	2:11.016	74	35.281	2:09.117	74	38.522	2:10.017
26	25.024	2:10.074	7	30.161	2:11.695	31	34.087	2:09.133	31	36.486	2:09.250	31	39.310	2:09.600
31	26.713	2:12.506	31	31.722	2:11.316	7	37.138	2:13.745	722	41.125	2:10.707	722	43.769	2:09.420
722	28.673	2:09.684	722	31.859	2:09.493	722	37.269	2:12.178	7	41.762	2:11.475	7	44.400	2:09.414
57	31.979	2:10.141	57	36.274	2:10.602	57	40.925	2:11.419	57	44.588	2:10.514	57	48.670	2:10.858

Weather / Track : Bright / Dry

Mazda MX-5 Championship Group 1

RACE 6 - LAP ANALYSIS

DIFF = Difference To Personal Best Lap

P1 71 Ben SHORT				
LAP	LAP TIME	DIFF	MPH	TIME OF DAY
1 -	2:13.421	7.114	72.63	14:03:13.607
2 -	2:07.236	0.929	76.16	14:05:20.843
3 -	2:06.680	0.373	76.50	14:07:27.523
4 -	2:06.500 (3)	0.193	76.61	14:09:34.023
5 -	2:06.337 (2)	0.030	76.70	14:11:40.360
6 -	2:06.671	0.364	76.50	14:13:47.031
7 -	2:06.307 (1)		76.72	14:15:53.338
8 -	2:06.768	0.461	76.44	14:18:00.106
9 -	2:06.851	0.544	76.39	14:20:06.957
10 -	2:06.776	0.469	76.44	14:22:13.733

P2 5 John LANGRIDGE				
LAP	LAP TIME	DIFF	MPH	TIME OF DAY
1 -	2:13.972	8.096	72.33	14:03:14.158
2 -	2:07.184	1.308	76.19	14:05:21.342
3 -	2:06.510 (3)	0.634	76.60	14:07:27.852
4 -	2:07.035	1.159	76.28	14:09:34.887
5 -	2:05.876 (1)		76.99	14:11:40.763
6 -	2:06.513	0.637	76.60	14:13:47.276
7 -	2:06.842	0.966	76.40	14:15:54.118
8 -	2:06.228 (2)	0.352	76.77	14:18:00.346
9 -	2:06.905	1.029	76.36	14:20:07.251
10 -	2:06.990	1.114	76.31	14:22:14.241

P3 41 Joe WIGGIN				
LAP	LAP TIME	DIFF	MPH	TIME OF DAY
1 -	2:13.800	7.743	72.43	14:03:13.986
2 -	2:07.677	1.620	75.90	14:05:21.663
3 -	2:06.490	0.433	76.61	14:07:28.153
4 -	2:06.866	0.809	76.39	14:09:35.019
5 -	2:06.057 (1)		76.88	14:11:41.076
6 -	2:06.377 (3)	0.320	76.68	14:13:47.453
7 -	2:06.846	0.789	76.40	14:15:54.299
8 -	2:06.247 (2)	0.190	76.76	14:18:00.546
9 -	2:06.998	0.941	76.31	14:20:07.544
10 -	2:07.088	1.031	76.25	14:22:14.632

P4 1 Will BLACKWELL-CHAMBERS				
LAP	LAP TIME	DIFF	MPH	TIME OF DAY
1 -	2:14.136	7.935	72.24	14:03:14.322
2 -	2:07.158	0.957	76.21	14:05:21.480
3 -	2:07.212	1.011	76.18	14:07:28.692
4 -	2:06.889	0.688	76.37	14:09:35.581
5 -	2:06.201 (1)		76.79	14:11:41.782
6 -	2:06.400 (2)	0.199	76.67	14:13:48.182
7 -	2:06.435 (3)	0.234	76.65	14:15:54.617
8 -	2:08.482	2.281	75.42	14:18:03.099
9 -	2:07.231	1.030	76.17	14:20:10.330
10 -	2:06.929	0.728	76.35	14:22:17.259

P5 63 Oliver ALLWOOD				
LAP	LAP TIME	DIFF	MPH	TIME OF DAY
1 -	2:15.543	9.045	71.49	14:03:15.729
2 -	2:06.898	0.400	76.37	14:05:22.627
3 -	2:06.554 (3)	0.056	76.57	14:07:29.181
4 -	2:07.016	0.518	76.29	14:09:36.197
5 -	2:06.818	0.320	76.41	14:11:43.015
6 -	2:06.498 (1)		76.61	14:13:49.513

DIFF = Difference To Personal Best Lap

7 -	2:06.535 (2)	0.037	76.58	14:15:56.048
8 -	2:07.161	0.663	76.21	14:18:03.209
9 -	2:07.254	0.756	76.15	14:20:10.463
10 -	2:07.132	0.634	76.23	14:22:17.595

P6 4 Adam BESSELL				
LAP	LAP TIME	DIFF	MPH	TIME OF DAY
1 -	2:14.449	7.795	72.08	14:03:14.635
2 -	2:07.159	0.505	76.21	14:05:21.794
3 -	2:06.677 (2)	0.023	76.50	14:07:28.471
4 -	2:06.975	0.321	76.32	14:09:35.446
5 -	2:06.875 (3)	0.221	76.38	14:11:42.321
6 -	2:06.990	0.336	76.31	14:13:49.311
7 -	2:07.454	0.800	76.03	14:15:56.765
8 -	2:07.354	0.700	76.09	14:18:04.119
9 -	2:06.654 (1)		76.51	14:20:10.773
10 -	2:07.077	0.423	76.26	14:22:17.850

P7 93 Jack BREWER				
LAP	LAP TIME	DIFF	MPH	TIME OF DAY
1 -	2:14.989	8.606	71.79	14:03:15.175
2 -	2:07.606	1.223	75.94	14:05:22.781
3 -	2:06.980	0.597	76.32	14:07:29.761
4 -	2:06.971	0.588	76.32	14:09:36.732
5 -	2:06.773 (2)	0.390	76.44	14:11:43.505
6 -	2:06.383 (1)		76.68	14:13:49.888
7 -	2:07.178	0.795	76.20	14:15:57.066
8 -	2:07.162	0.779	76.21	14:18:04.228
9 -	2:06.843 (3)	0.460	76.40	14:20:11.071
10 -	2:07.093	0.710	76.25	14:22:18.164

P8 77 Steve FODEN				
LAP	LAP TIME	DIFF	MPH	TIME OF DAY
1 -	2:14.296	7.421	72.16	14:03:14.482
2 -	2:07.510	0.635	76.00	14:05:21.992
3 -	2:06.875 (1)		76.38	14:07:28.867
4 -	2:06.966 (3)	0.091	76.32	14:09:35.833
5 -	2:06.878 (2)	0.003	76.38	14:11:42.711
6 -	2:07.037	0.162	76.28	14:13:49.748
7 -	2:07.521	0.646	75.99	14:15:57.269
8 -	2:07.266	0.391	76.14	14:18:04.535
9 -	2:07.566	0.691	75.97	14:20:12.101
10 -	2:07.638	0.763	75.92	14:22:19.739

P9 55 Matt POLLARD				
LAP	LAP TIME	DIFF	MPH	TIME OF DAY
1 -	2:15.669	9.185	71.43	14:03:15.855
2 -	2:07.059	0.575	76.27	14:05:22.914
3 -	2:07.504	1.020	76.00	14:07:30.418
4 -	2:06.541 (2)	0.057	76.58	14:09:36.959
5 -	2:07.032 (3)	0.548	76.29	14:11:43.991
6 -	2:06.484 (1)		76.62	14:13:50.475
7 -	2:07.160	0.676	76.21	14:15:57.635
8 -	2:07.393	0.909	76.07	14:18:05.028
9 -	2:07.602	1.118	75.94	14:20:12.630
10 -	2:07.243	0.759	76.16	14:22:19.873

P10 23 Martin TOLLEY (M)				
LAP	LAP TIME	DIFF	MPH	TIME OF DAY
1 -	2:16.398	9.743	71.05	14:03:16.584

Weather / Track : Bright / Dry

Oulton Park International
Circuit Length = 2.6920 miles
Start: 14:01 Flag 14:22 End: 14:23

Mazda MX-5 Championship Group 1

RACE 6 - LAP ANALYSIS

DIFF = Difference To Personal Best Lap

2 -	2:07.276	0.621	76.14	14:05:23.860
3 -	2:07.095	0.440	76.25	14:07:30.955
4 -	2:07.015	0.360	76.30	14:09:37.970
5 -	2:06.838 (3)	0.183	76.40	14:11:44.808
6 -	2:06.655 (1)		76.51	14:13:51.463
7 -	2:06.693 (2)	0.038	76.49	14:15:58.156
8 -	2:07.171	0.516	76.20	14:18:05.327
9 -	2:07.571	0.916	75.96	14:20:12.898
10 -	2:07.135	0.480	76.22	14:22:20.033

P11 33 Jason GREATREX (M)

LAP	LAP TIME	DIFF	MPH	TIME OF DAY
1 -	2:16.023	9.363	71.24	14:03:16.209
2 -	2:07.377	0.717	76.08	14:05:23.586
3 -	2:07.016 (3)	0.356	76.29	14:07:30.602
4 -	2:07.048	0.388	76.28	14:09:37.650
5 -	2:06.949 (2)	0.289	76.34	14:11:44.599
6 -	2:06.660 (1)		76.51	14:13:51.259
7 -	2:08.203	1.543	75.59	14:15:59.462
8 -	2:07.244	0.584	76.16	14:18:06.706
9 -	2:07.727	1.067	75.87	14:20:14.433
10 -	2:07.987	1.327	75.72	14:22:22.420

P12 54 Marcus BAILEY (M)

LAP	LAP TIME	DIFF	MPH	TIME OF DAY
1 -	2:17.145	10.214	70.66	14:03:17.331
2 -	2:07.447	0.516	76.04	14:05:24.778
3 -	2:07.024 (3)	0.093	76.29	14:07:31.802
4 -	2:07.043	0.112	76.28	14:09:38.845
5 -	2:06.986 (2)	0.055	76.31	14:11:45.831
6 -	2:06.931 (1)		76.35	14:13:52.762
7 -	2:07.124	0.193	76.23	14:15:59.886
8 -	2:07.391	0.460	76.07	14:18:07.277
9 -	2:07.443	0.512	76.04	14:20:14.720
10 -	2:08.135	1.204	75.63	14:22:22.855

P13 544 Jack MOODY

LAP	LAP TIME	DIFF	MPH	TIME OF DAY
1 -	2:18.912	11.579	69.76	14:03:19.098
2 -	2:07.829	0.496	75.81	14:05:26.927
3 -	2:07.333 (1)		76.10	14:07:34.260
4 -	2:07.679	0.346	75.90	14:09:41.939
5 -	2:07.706	0.373	75.88	14:11:49.645
6 -	2:07.739	0.406	75.86	14:13:57.384
7 -	2:07.394 (2)	0.061	76.07	14:16:04.778
8 -	2:08.359	1.026	75.50	14:18:13.137
9 -	2:08.742	1.409	75.27	14:20:21.879
10 -	2:07.653 (3)	0.320	75.91	14:22:29.532

P14 96 Charles MUGGLESTONE

LAP	LAP TIME	DIFF	MPH	TIME OF DAY
1 -	2:17.963	10.580	70.24	14:03:18.149
2 -	2:07.383 (1)		76.08	14:05:25.532
3 -	2:07.598 (3)	0.215	75.95	14:07:33.130
4 -	2:08.035	0.652	75.69	14:09:41.165
5 -	2:08.909	1.526	75.17	14:11:50.074
6 -	2:07.922	0.539	75.75	14:13:57.996
7 -	2:07.405 (2)	0.022	76.06	14:16:05.401
8 -	2:07.949	0.566	75.74	14:18:13.350
9 -	2:08.937	1.554	75.16	14:20:22.287
10 -	2:07.797	0.414	75.83	14:22:30.084

DIFF = Difference To Personal Best Lap

P15 94 Ash MILLER				
LAP	LAP TIME	DIFF	MPH	TIME OF DAY
1 -	2:20.891	13.886	68.78	14:03:21.077
2 -	2:07.531	0.526	75.99	14:05:28.608
3 -	2:08.483	1.478	75.42	14:07:37.091
4 -	2:07.823	0.818	75.81	14:09:44.914
5 -	2:08.918	1.913	75.17	14:11:53.832
6 -	2:07.153 (2)	0.148	76.21	14:14:00.985
7 -	2:07.934	0.929	75.75	14:16:08.919
8 -	2:07.005 (1)		76.30	14:18:15.924
9 -	2:07.508	0.503	76.00	14:20:23.432
10 -	2:07.207 (3)	0.202	76.18	14:22:30.639

P16 666 David WATERS

LAP	LAP TIME	DIFF	MPH	TIME OF DAY
1 -	2:18.784	11.281	69.82	14:03:18.970
2 -	2:07.642 (2)	0.139	75.92	14:05:26.612
3 -	2:07.503 (1)		76.00	14:07:34.115
4 -	2:08.622	1.119	75.34	14:09:42.737
5 -	2:07.981 (3)	0.478	75.72	14:11:50.718
6 -	2:08.245	0.742	75.56	14:13:58.963
7 -	2:08.192	0.689	75.59	14:16:07.155
8 -	2:08.426	0.923	75.46	14:18:15.581
9 -	2:09.260	1.757	74.97	14:20:24.841
10 -	2:09.180	1.677	75.02	14:22:34.021

P17 40 Ben HANCY

LAP	LAP TIME	DIFF	MPH	TIME OF DAY
1 -	2:16.961	9.399	70.75	14:03:17.147
2 -	2:11.396	3.834	73.75	14:05:28.543
3 -	2:08.433 (3)	0.871	75.45	14:07:36.976
4 -	2:08.240 (2)	0.678	75.57	14:09:45.216
5 -	2:08.806	1.244	75.23	14:11:54.022
6 -	2:07.562 (1)		75.97	14:14:01.584
7 -	2:09.766	2.204	74.68	14:16:11.350
8 -	2:08.439	0.877	75.45	14:18:19.789
9 -	2:08.978	1.416	75.13	14:20:28.767
10 -	2:09.321	1.759	74.93	14:22:38.088

P18 82 Michael KNIBBS

LAP	LAP TIME	DIFF	MPH	TIME OF DAY
1 -	2:20.765	13.153	68.84	14:03:20.951
2 -	2:08.797	1.185	75.24	14:05:29.748
3 -	2:08.427	0.815	75.46	14:07:38.175
4 -	2:08.230 (3)	0.618	75.57	14:09:46.405
5 -	2:08.097 (2)	0.485	75.65	14:11:54.502
6 -	2:07.612 (1)		75.94	14:14:02.114
7 -	2:09.134	1.522	75.04	14:16:11.248
8 -	2:09.733	2.121	74.70	14:18:20.981
9 -	2:10.679	3.067	74.16	14:20:31.660
10 -	2:09.619	2.007	74.76	14:22:41.279

P19 29 Adam CRAIG

LAP	LAP TIME	DIFF	MPH	TIME OF DAY
1 -	2:25.482	17.327	66.61	14:03:25.668
2 -	2:08.716	0.561	75.29	14:05:34.384
3 -	2:08.155 (1)		75.62	14:07:42.539
4 -	2:08.240 (2)	0.085	75.57	14:09:50.779
5 -	2:10.086	1.931	74.49	14:12:00.865

Weather / Track : Bright / Dry

Oulton Park International
Circuit Length = 2.6920 miles
Start: 14:01 Flag 14:22 End: 14:23

Mazda MX-5 Championship Group 1

RACE 6 - LAP ANALYSIS

DIFF = Difference To Personal Best Lap

6 -	2:10.481	2.326	74.27	14:14:11.346
7 -	2:10.860	2.705	74.05	14:16:22.206
8 -	2:09.642	1.487	74.75	14:18:31.848
9 -	2:08.499 (3)	0.344	75.41	14:20:40.347
10 -	2:09.263	1.108	74.97	14:22:49.610

P20 50 Sam ATTARD

LAP	LAP TIME	DIFF	MPH	TIME OF DAY
1 -	2:22.407	13.778	68.05	14:03:22.593
2 -	2:09.258 (3)	0.629	74.97	14:05:31.851
3 -	2:09.486	0.857	74.84	14:07:41.337
4 -	2:08.629 (1)		75.34	14:09:49.966
5 -	2:10.617	1.988	74.19	14:12:00.583
6 -	2:10.805	2.176	74.08	14:14:11.388
7 -	2:11.923	3.294	73.46	14:16:23.311
8 -	2:09.145 (2)	0.516	75.04	14:18:32.456
9 -	2:09.566	0.937	74.79	14:20:42.022
10 -	2:09.790	1.161	74.66	14:22:51.812

P21 26 Charlie RAWLES

LAP	LAP TIME	DIFF	MPH	TIME OF DAY
1 -	2:22.204	13.873	68.15	14:03:22.390
2 -	2:10.880	2.549	74.04	14:05:33.270
3 -	2:08.331 (1)		75.51	14:07:41.601
4 -	2:10.078	1.747	74.50	14:09:51.679
5 -	2:10.302	1.971	74.37	14:12:01.981
6 -	2:10.074	1.743	74.50	14:14:12.055
7 -	2:10.345	2.014	74.35	14:16:22.400
8 -	2:09.747 (2)	1.416	74.69	14:18:32.147
9 -	2:09.840 (3)	1.509	74.64	14:20:41.987
10 -	2:09.900	1.569	74.60	14:22:51.887

P22 74 Clive CHISNALL (M)

LAP	LAP TIME	DIFF	MPH	TIME OF DAY
1 -	2:21.458	12.605	68.50	14:03:21.644
2 -	2:09.422	0.569	74.88	14:05:31.066
3 -	2:08.853 (1)		75.21	14:07:39.919
4 -	2:09.090 (2)	0.237	75.07	14:09:49.009
5 -	2:11.315	2.462	73.80	14:12:00.324
6 -	2:10.862	2.009	74.05	14:14:11.186
7 -	2:10.919	2.066	74.02	14:16:22.105
8 -	2:11.016	2.163	73.97	14:18:33.121
9 -	2:09.117 (3)	0.264	75.05	14:20:42.238
10 -	2:10.017	1.164	74.53	14:22:52.255

P23 31 Bryn GRIFFITHS (M)

LAP	LAP TIME	DIFF	MPH	TIME OF DAY
1 -	2:21.917	12.784	68.28	14:03:22.103
2 -	2:09.571	0.438	74.79	14:05:31.674
3 -	2:09.780	0.647	74.67	14:07:41.454
4 -	2:09.185 (2)	0.052	75.01	14:09:50.639
5 -	2:10.599	1.466	74.20	14:12:01.238
6 -	2:12.506	3.373	73.13	14:14:13.744
7 -	2:11.316	2.183	73.80	14:16:25.060
8 -	2:09.133 (1)		75.04	14:18:34.193
9 -	2:09.250 (3)	0.117	74.98	14:20:43.443
10 -	2:09.600	0.467	74.77	14:22:53.043

DIFF = Difference To Personal Best Lap

LAP	LAP TIME	DIFF	MPH	TIME OF DAY
1 -	2:22.962	13.542	67.78	14:03:23.148
2 -	2:11.019	1.599	73.96	14:05:34.167
3 -	2:10.965	1.545	73.99	14:07:45.132
4 -	2:11.293	1.873	73.81	14:09:56.425
5 -	2:09.595 (3)	0.175	74.78	14:12:06.020
6 -	2:09.684	0.264	74.73	14:14:15.704
7 -	2:09.493 (2)	0.073	74.84	14:16:25.197
8 -	2:12.178	2.758	73.32	14:18:37.375
9 -	2:10.707	1.287	74.14	14:20:48.082
10 -	2:09.420 (1)		74.88	14:22:57.502

P25 7 Adrian BURGE (M)

LAP	LAP TIME	DIFF	MPH	TIME OF DAY
1 -	2:22.663	13.611	67.93	14:03:22.849
2 -	2:10.685	1.633	74.15	14:05:33.534
3 -	2:09.285 (2)	0.233	74.96	14:07:42.819
4 -	2:09.052 (1)		75.09	14:09:51.871
5 -	2:09.849	0.797	74.63	14:12:01.720
6 -	2:10.084	1.032	74.50	14:14:11.804
7 -	2:11.695	2.643	73.58	14:16:23.499
8 -	2:13.745	4.693	72.46	14:18:37.244
9 -	2:11.475	2.423	73.71	14:20:48.719
10 -	2:09.414 (3)	0.362	74.88	14:22:58.133

P26 57 Oliver JENKINS

LAP	LAP TIME	DIFF	MPH	TIME OF DAY
1 -	2:23.345	13.204	67.60	14:03:23.531
2 -	2:11.263	1.122	73.83	14:05:34.794
3 -	2:10.494 (2)	0.353	74.26	14:07:45.288
4 -	2:12.287	2.146	73.25	14:09:57.575
5 -	2:11.294	1.153	73.81	14:12:08.869
6 -	2:10.141 (1)		74.46	14:14:19.010
7 -	2:10.602	0.461	74.20	14:16:29.612
8 -	2:11.419	1.278	73.74	14:18:41.031
9 -	2:10.514 (3)	0.373	74.25	14:20:51.545
10 -	2:10.858	0.717	74.05	14:23:02.403

Weather / Track : Bright / Dry

Results can be found at www.tsl-timing.com

Page 3 of 3

Oulton Park International
Circuit Length = 2.6920 miles
Start: 14:01 Flag 14:22 End: 14:23

Printed - 14:25 Saturday, 03 August 2019

Mazda MX-5 Championship Group 1

RACE 6 - POSITION CHART

No	Name	Lap Pos	Lap											
			1	2	3	4	5	6	7	8	9	10		
41	WIGGIN	1	71	71	71	71	71	71	71	71	71	71	71	71
5	LANGRIDGE	2	41	5	5	5	5	5	5	5	5	5	5	5
71	SHORT	3	5	1	41	41	41	41	41	41	41	41	41	41
1	BLACKWELL-CHAMBE	4	1	41	4	4	1	1	1	1	1	1	1	1
77	FODEN	5	77	4	1	1	4	4	63	63	63	63	63	63
93	BREWER	6	4	77	77	77	77	63	4	4	4	4	4	4
55	POLLARD	7	93	63	63	63	63	77	93	93	93	93	93	93
54	BAILEY (M)	8	63	93	93	93	93	93	77	77	77	77	77	77
33	GREATREX (M)	9	55	55	55	55	55	55	55	55	55	55	55	55
4	BESSELL	10	33	33	33	33	33	33	23	23	23	23	23	23
63	ALLWOOD	11	23	23	23	23	23	23	33	33	33	33	33	33
23	TOLLEY (M)	12	40	54	54	54	54	54	54	54	54	54	54	54
94	MILLER	13	54	96	96	96	544	544	544	544	544	544	544	544
40	HANCY	14	96	666	666	544	96	96	96	96	96	96	96	96
544	MOODY	15	666	544	544	666	666	666	666	666	94	94	94	94
666	WATERS	16	544	40	40	94	94	94	94	94	666	666	666	666
96	MUGGLESTONE	17	82	94	94	40	40	40	82	40	40	40	40	40
29	CRAIG	18	94	82	82	82	82	82	40	82	82	82	82	82
74	CHISNALL (M)	19	74	74	74	74	74	74	74	29	29	29	29	29
31	GRIFFITHS (M)	20	31	31	50	50	50	29	29	26	26	50	50	50
50	ATTARD	21	26	50	31	31	29	50	26	50	50	26	26	26
82	KNIBBS	22	50	26	26	29	31	7	50	74	74	74	74	74
26	RAWLES	23	7	7	29	26	7	26	7	31	31	31	31	31
7	BURGE (M)	24	722	722	7	7	26	31	31	7	722	722	722	722
722	HAWKINS (M)	25	57	29	722	722	722	722	722	722	7	7	7	7
57	JENKINS	26	29	57	57	57	57	57	57	57	57	57	57	57

Weather / Track : Bright / Dry

Results can be found at www.tsl-timing.com

Oulton Park International
 Circuit Length = 2.6920 miles
 Start: 14:01 Flag 14:22 End: 14:23

Printed - 14:26 Saturday, 03 August 2019

Mazda MX-5 Championship Group 1

RACE 6 - STATISTICS

Competitors Started 26
Planned Start 2019-08-03 @ 14:05:00.000
Actual Start 2019-08-03 @ 14:01:00.185
Finish Time 2019-08-03 @ 14:22:13.670
Track Length 2.6920mi.
Total Laps 260
Total Distance Covered 699.9274mi.

Session Fastest Lap History

NO	NAME	LAP TIME	TIME OF DAY	LAP	VEHICLE
71	Ben SHORT	2:13.421	14:03:13.633	1	Mazda MX5 Mk1
71	Ben SHORT	2:07.236	14:05:20.866	2	Mazda MX5 Mk1
5	John LANGRIDGE	2:07.184	14:05:21.359	2	Mazda MX-5 Mk1
1	Will BLACKWELL-CHAMBERS	2:07.158	14:05:21.497	2	Mazda MX-5 Mk1
63	Oliver ALLWOOD	2:06.898	14:05:22.642	2	Mazda MX-5 Mk1
71	Ben SHORT	2:06.680	14:07:27.549	3	Mazda MX5 Mk1
5	John LANGRIDGE	2:06.510	14:07:27.868	3	Mazda MX-5 Mk1
41	Joe WIGGIN	2:06.490	14:07:28.172	3	Mazda MX-5 Mk1
71	Ben SHORT	2:06.337	14:11:40.385	5	Mazda MX5 Mk1
5	John LANGRIDGE	2:05.876	14:11:40.780	5	Mazda MX-5 Mk1

Session Leader History

NO	NAME	FROM LAP	LAPS LED	DISTANCE	VEHICLE
71	Ben SHORT	1	10	26.92 miles	Mazda MX5 Mk1

Flag History

TYPE	TIME OF DAY
GREEN	14:01:00.185
FINISH	14:22:13.670

Flag Statistics

TYPE	COUNT	TOTAL LAPS	TOTAL TIME
Green	1	10	22:28.090
Red	0	0	0.000
Safety Car	0	0	0.000
FCY	0	0	0.000

Weather / Track : Bright / Dry

These results are provisional until the conclusion of any judicial and technical matters.

Oulton Park International
Circuit Length = 2.6920 miles
Start: 14:01 Flag 14:22 End: 14:23

Clerk Of Course :	Timekeeper :
-------------------	--------------

Mazda MX-5 Championship Group 2

RACE 8 - CLASSIFICATION

POS	NO	NAME	ENTRY	LAPS	TIME	GAP	DIFF	MPH	BEST	ON
1	65	William HAYDEN	Mazda MX-5 Mk1	10	21:31.746			75.02	2:07.781	2
2	72	Matt LUFF	Mazda MX-5 Mk1	10	21:47.641	15.895	15.895	74.11	2:09.131	2
3	13	Scott LEACH (M)	Mazda MX-5 Mk1	10	21:48.005	16.259	0.364	74.09	2:08.685	2
4	173	Stuart FRENCH	Mazda MX-5 Mk1	10	21:48.454	16.708	0.449	74.06	2:08.644	2
5	90	Bruce ROBINSON (M)	Mazda MX-5 Mk1	10	21:51.489	19.743	3.035	73.89	2:09.484	2
6	3	Richard WOOTTEN	Mazda MX-5 Mk1	10	21:52.096	20.350	0.607	73.86	2:08.387	2
7	30	Dave TURTON	Mazda MX-5 Mk1	10	21:52.190	20.444	0.094	73.85	2:07.835	4
8	37	Tim DORE (M)	Mazda MX-5 Mk1	10	21:52.448	20.702	0.258	73.84	2:08.438	8
9	60	Nick LE DOYEN (M)	Mazda MX-5 Mk1	10	21:56.441	24.695	3.993	73.61	2:08.995	5
10	25	Ivan LEARY (M)	Mazda MX-5 Mk1	10	22:03.285	31.539	6.844	73.23	2:10.354	7
11	45	Graham RUMSEY (M)	Mazda MX-5 Mk1	10	22:09.288	37.542	6.003	72.90	2:11.057	7
12	56	Thomas JENKINS	Mazda MX-5 Mk1	10	22:14.591	42.845	5.303	72.61	2:10.798	7
13	312	Peter LANCASTER (M)	Mazda MX-5 Mk1	10	22:14.798	43.052	0.207	72.60	2:11.566	8
14	20	Christopher GINN (M)	Mazda MX-5 Mk1	10	22:15.941	44.195	1.143	72.54	2:11.220	5
15	68	Ashley HEATH (M)	Mazda MX-5 Mk1	10	22:26.480	54.734	10.539	71.97	2:11.401	3
16	11	Sam JARVIS	Mazda MX-5 Mk1	10	22:28.641	56.895	2.161	71.85	2:10.927	7
17	21	Chris MOLLOY	Mazda MX-5 Mk1	10	22:30.372	58.626	1.731	71.76	2:12.493	10
18	53	Jonathan FIELDSEND (M)	Mazda MX-5 Mk1	10	22:35.413	1:03.667	5.041	71.50	2:11.436	5
19	78	Richard BARTLETT (M)	Mazda MX-5 Mk1	10	22:45.186	1:13.440	9.773	70.98	2:11.796	3
20	14	Elliott HANN	Mazda MX-5 Mk1	10	22:50.674	1:18.928	5.488	70.70	2:12.066	3
21	58	Dale WHITEMAN (M)	Mazda MX-5 Mk1	10	22:58.320	1:26.574	7.646	70.31	2:15.410	2
22	18	Neil COGAN	Mazda MX-5 Mk1	10	23:42.391	2:10.645	44.071	68.13	2:18.334	3
23	52	Jack WILLMOTT	Mazda MX-5 Mk1	9	22:45.374	1 Lap	1 Lap	63.88	2:10.605	3

NOT CLASSIFIED

DNF	99	Ian WHITEWICK	Mazda MX-5 Mk1	7	15:39.256	3 Laps	2 Laps	72.22	2:10.669	7
-----	----	---------------	----------------	---	-----------	---------------	--------	-------	-----------------	---

FASTEST LAP

	65	William HAYDEN	Mazda MX-5 Mk1	2	2:07.781			75.84 mph	122.05 kph	
--	----	----------------	----------------	---	----------	--	--	-----------	------------	--

Weather / Track : Bright / Dry

These results are provisional until the conclusion of any judicial and technical matters.

Oulton Park International

Circuit Length = 2.6920 miles

Start: 15:13 Flag 15:34 End: 15:37

Clerk Of Course :	Steward :	Timekeeper :
-------------------	-----------	--------------

Results can be found at www.tsl-timing.com

Printed - 15:38 Saturday, 03 August 2019

Mazda MX-5 Championship Group 2

RACE 8 - LAP CHART

LAP 1 @ 15:15:42.548			LAP 2 @ 15:17:50.329			LAP 3 @ 15:19:58.426			LAP 4 @ 15:22:07.128			LAP 5 @ 15:24:15.272		
NO	BEHIND	LAP TIME	NO	BEHIND	LAP TIME	NO	BEHIND	LAP TIME	NO	BEHIND	LAP TIME	NO	BEHIND	LAP TIME
65		2:14.874	65		2:07.781	65		2:08.097	65		2:08.702	65		2:08.144
90	1.304	2:16.178	90	3.007	2:09.484	13	6.426	2:11.310	13	7.434	2:09.710	13	9.865	2:10.575
13	2.309	2:17.183	13	3.213	2:08.685	173	6.618	2:10.786	72	8.313	2:09.632	72	10.060	2:09.891
173	3.066	2:17.940	173	3.929	2:08.644	3	6.793	2:10.037	173	8.468	2:10.552	3	10.458	2:10.113
3	4.247	2:19.121	3	4.853	2:08.387	72	7.383	2:09.510	3	8.489	2:10.398	173	10.647	2:10.323
25	4.484	2:19.358	72	5.970	2:09.131	90	7.549	2:12.639	90	9.681	2:10.834	90	12.267	2:10.730
72	4.620	2:19.494	25	8.265	2:11.562	25	10.914	2:10.746	25	12.916	2:10.704	25	16.766	2:11.994
45	5.672	2:20.546	45	10.304	2:12.413	37	13.444	2:10.785	37	13.859	2:09.117	37	16.917	2:11.202
37	6.642	2:21.516	37	10.756	2:11.895	60	13.951	2:10.618	30	14.667	2:07.835	30	17.047	2:10.524
60	6.662	2:21.536	60	11.430	2:12.549	30	15.534	2:10.496	60	16.658	2:11.409	60	17.509	2:08.995
312	7.193	2:22.067	312	13.039	2:13.627	45	15.711	2:13.504	45	18.540	2:11.531	45	22.146	2:11.750
14	8.273	2:23.147	30	13.135	2:11.661	312	16.516	2:11.574	312	20.069	2:12.255	312	24.755	2:12.830
53	8.325	2:23.199	14	13.918	2:13.426	14	17.887	2:12.066	56	23.863	2:14.248	56	27.634	2:11.915
11	8.668	2:23.542	56	14.361	2:12.526	56	18.317	2:12.053	11	24.302	2:13.699	11	27.953	2:11.795
30	9.255	2:24.129	11	14.610	2:13.723	52	18.613	2:10.605	53	25.469	2:14.243	53	28.761	2:11.436
56	9.616	2:24.490	53	15.761	2:15.217	11	19.305	2:12.792	99	25.696	2:14.230	99	28.884	2:11.332
99	10.057	2:24.931	52	16.105	2:11.774	53	19.928	2:12.264	20	26.162	2:14.320	20	29.238	2:11.220
20	10.432	2:25.306	99	16.834	2:14.558	99	20.168	2:11.431	68	26.690	2:14.342	68	30.839	2:12.293
68	11.117	2:25.991	20	17.089	2:14.438	20	20.544	2:11.552	78	27.196	2:13.248	78	31.267	2:12.215
52	12.112	2:26.986	68	17.746	2:14.410	68	21.050	2:11.401	21	30.362	2:13.217	21	35.186	2:12.968
78	13.567	2:28.441	78	18.951	2:13.165	78	22.650	2:11.796	14	38.237	2:29.052	14	48.444	2:18.351
21	14.856	2:29.730	21	20.588	2:13.513	21	25.847	2:13.356	58	38.827	2:17.221	58	49.377	2:18.694
58	15.068	2:29.942	58	22.697	2:15.410	58	30.308	2:15.708	52	50.806	2:40.895 P	18	1:11.657	2:26.229
18	18.791	2:33.665	18	30.149	2:19.139	18	40.386	2:18.334	18	53.572	2:21.888			

Weather / Track : Bright / Dry

Mazda MX-5 Championship Group 2

RACE 8 - LAP CHART

LAP 6 @ 15:26:24.326			LAP 7 @ 15:28:32.974			LAP 8 @ 15:30:41.686			LAP 9 @ 15:32:50.462			LAP 10 @ 15:34:59.420		
NO	BEHIND	LAP TIME	NO	BEHIND	LAP TIME	NO	BEHIND	LAP TIME	NO	BEHIND	LAP TIME	NO	BEHIND	LAP TIME
65		2:09.054	65		2:08.648	65		2:08.712	65		2:08.776	65		2:08.958
72	10.807	2:09.801	13	12.387	2:10.119	13	13.803	2:10.128	13	15.082	2:10.055	72	15.895	2:09.498
13	10.916	2:10.105	3	13.035	2:10.095	72	14.363	2:09.682	72	15.355	2:09.768	13	16.259	2:10.135
3	11.588	2:10.184	72	13.393	2:11.234	3	14.657	2:10.334	173	16.179	2:09.832	173	16.708	2:09.487
173	11.716	2:10.123	173	13.639	2:10.571	173	15.123	2:10.196	90	18.458	2:10.021	90	19.743	2:10.243
90	13.828	2:10.615	90	15.286	2:10.106	90	17.213	2:10.639	3	18.696	2:12.815	3	20.350	2:10.612
37	18.160	2:10.297	37	19.189	2:09.677	37	18.915	2:08.438	30	19.979	2:09.557	30	20.444	2:09.423
30	19.672	2:11.679	30	19.502	2:08.478	30	19.198	2:08.408	37	20.963	2:10.824	37	20.702	2:08.697
60	19.971	2:11.516	60	20.560	2:09.237	60	21.096	2:09.248	60	23.046	2:10.726	60	24.695	2:10.607
25	20.288	2:12.576	25	21.994	2:10.354	25	25.225	2:11.943	25	28.055	2:11.606	25	31.539	2:12.442
45	24.820	2:11.728	45	27.229	2:11.057	45	30.034	2:11.517	45	33.050	2:11.792	45	37.542	2:13.450
312	28.579	2:12.878	312	32.015	2:12.084	312	34.869	2:11.566	56	39.032	2:12.298	56	42.845	2:12.771
56	31.047	2:12.467	56	33.197	2:10.798	56	35.510	2:11.025	312	39.482	2:13.389	312	43.052	2:12.528
11	31.303	2:12.404	11	33.582	2:10.927	20	39.161	2:11.718	20	41.753	2:11.368	20	44.195	2:11.400
53	31.705	2:11.998	99	33.956	2:10.669	68	43.203	2:15.005	68	48.126	2:13.699	68	54.734	2:15.566
99	31.935	2:12.105	53	34.550	2:11.493	11	46.574	2:21.704	11	52.257	2:14.459	11	56.895	2:13.596
20	32.605	2:12.421	20	36.155	2:12.198	21	48.038	2:13.550	21	55.091	2:15.829	21	58.626	2:12.493
68	33.791	2:12.006	68	36.910	2:11.767	53	55.252	2:29.414	53	58.713	2:12.237	53	1:03.667	2:13.912
78	34.611	2:12.398	21	43.200	2:13.068	78	1:02.025	2:15.989	78	1:08.046	2:14.797	78	1:13.440	2:14.352
21	38.780	2:12.648	78	54.748	2:28.785	14	1:06.254	2:14.210	14	1:11.449	2:13.971	52	1 Lap	2:11.008
14	54.583	2:15.193	14	1:00.756	2:14.821	52	1 Lap	2:12.374	52	1 Lap	2:13.783	14	1:18.928	2:16.437
58	55.796	2:15.473	58	1:02.745	2:15.597	58	1:10.499	2:16.466	58	1:18.673	2:16.950	58	1:26.574	2:16.859
52	1 Lap	4:27.015	52	1 Lap	2:10.934	18	1:48.884	2:22.712	18	2:00.495	2:20.387	18	2:10.645	2:19.108
18	1:24.101	2:21.498	18	1:34.884	2:19.431									

Weather / Track : Bright / Dry

Mazda MX-5 Championship Group 2

RACE 8 - LAP ANALYSIS

DIFF = Difference To Personal Best Lap

P1 65 William HAYDEN				
LAP	LAP TIME	DIFF	MPH	TIME OF DAY
1 -	2:14.874	7.093	71.85	15:15:42.548
2 -	2:07.781 (1)		75.84	15:17:50.329
3 -	2:08.097 (2)	0.316	75.65	15:19:58.426
4 -	2:08.702	0.921	75.30	15:22:07.128
5 -	2:08.144 (3)	0.363	75.62	15:24:15.272
6 -	2:09.054	1.273	75.09	15:26:24.326
7 -	2:08.648	0.867	75.33	15:28:32.974
8 -	2:08.712	0.931	75.29	15:30:41.686
9 -	2:08.776	0.995	75.25	15:32:50.462
10 -	2:08.958	1.177	75.15	15:34:59.420

P2 72 Matt LUFF				
LAP	LAP TIME	DIFF	MPH	TIME OF DAY
1 -	2:19.494	10.363	69.47	15:15:47.168
2 -	2:09.131 (1)		75.05	15:17:56.299
3 -	2:09.510 (3)	0.379	74.83	15:20:05.809
4 -	2:09.632	0.501	74.76	15:22:15.441
5 -	2:09.891	0.760	74.61	15:24:25.332
6 -	2:09.801	0.670	74.66	15:26:35.133
7 -	2:11.234	2.103	73.84	15:28:46.367
8 -	2:09.682	0.551	74.73	15:30:56.049
9 -	2:09.768	0.637	74.68	15:33:05.817
10 -	2:09.498 (2)	0.367	74.83	15:35:15.315

P3 13 Scott LEACH (M)				
LAP	LAP TIME	DIFF	MPH	TIME OF DAY
1 -	2:17.183	8.498	70.64	15:15:44.857
2 -	2:08.685 (1)		75.31	15:17:53.542
3 -	2:11.310	2.625	73.80	15:20:04.852
4 -	2:09.710 (2)	1.025	74.71	15:22:14.562
5 -	2:10.575	1.890	74.22	15:24:25.137
6 -	2:10.105	1.420	74.48	15:26:35.242
7 -	2:10.119	1.434	74.48	15:28:45.361
8 -	2:10.128	1.443	74.47	15:30:55.489
9 -	2:10.055 (3)	1.370	74.51	15:33:05.544
10 -	2:10.135	1.450	74.47	15:35:15.679

P4 173 Stuart FRENCH				
LAP	LAP TIME	DIFF	MPH	TIME OF DAY
1 -	2:17.940	9.296	70.25	15:15:45.614
2 -	2:08.644 (1)		75.33	15:17:54.258
3 -	2:10.786	2.142	74.10	15:20:05.044
4 -	2:10.552	1.908	74.23	15:22:15.596
5 -	2:10.323	1.679	74.36	15:24:25.919
6 -	2:10.123	1.479	74.47	15:26:36.042
7 -	2:10.571	1.927	74.22	15:28:46.613
8 -	2:10.196	1.552	74.43	15:30:56.809
9 -	2:09.832 (3)	1.188	74.64	15:33:06.641
10 -	2:09.487 (2)	0.843	74.84	15:35:16.128

P5 90 Bruce ROBINSON (M)				
LAP	LAP TIME	DIFF	MPH	TIME OF DAY
1 -	2:16.178	6.694	71.16	15:15:43.852
2 -	2:09.484 (1)		74.84	15:17:53.336
3 -	2:12.639	3.155	73.06	15:20:05.975
4 -	2:10.834	1.350	74.07	15:22:16.809
5 -	2:10.730	1.246	74.13	15:24:27.539
6 -	2:10.615	1.131	74.19	15:26:38.154

DIFF = Difference To Personal Best Lap

7 -	2:10.106 (3)	0.622	74.48	15:28:48.260
8 -	2:10.639	1.155	74.18	15:30:58.899
9 -	2:10.021 (2)	0.537	74.53	15:33:08.920
10 -	2:10.243	0.759	74.40	15:35:19.163

P6 3 Richard WOOTTEN				
LAP	LAP TIME	DIFF	MPH	TIME OF DAY
1 -	2:19.121	10.734	69.66	15:15:46.795
2 -	2:08.387 (1)		75.48	15:17:55.182
3 -	2:10.037 (2)	1.650	74.52	15:20:05.219
4 -	2:10.398	2.011	74.32	15:22:15.617
5 -	2:10.113	1.726	74.48	15:24:25.730
6 -	2:10.184	1.797	74.44	15:26:35.914
7 -	2:10.095 (3)	1.708	74.49	15:28:46.009
8 -	2:10.334	1.947	74.35	15:30:56.343
9 -	2:12.815	4.428	72.96	15:33:09.158
10 -	2:10.612	2.225	74.19	15:35:19.770

P7 30 Dave TURTON				
LAP	LAP TIME	DIFF	MPH	TIME OF DAY
1 -	2:24.129	16.294	67.24	15:15:51.803
2 -	2:11.661	3.826	73.60	15:18:03.464
3 -	2:10.496	2.661	74.26	15:20:13.960
4 -	2:07.835 (1)		75.81	15:22:21.795
5 -	2:10.524	2.689	74.24	15:24:32.319
6 -	2:11.679	3.844	73.59	15:26:43.998
7 -	2:08.478 (3)	0.643	75.43	15:28:52.476
8 -	2:08.408 (2)	0.573	75.47	15:31:00.884
9 -	2:09.557	1.722	74.80	15:33:10.441
10 -	2:09.423	1.588	74.88	15:35:19.864

P8 37 Tim DORE (M)				
LAP	LAP TIME	DIFF	MPH	TIME OF DAY
1 -	2:21.516	13.078	68.48	15:15:49.190
2 -	2:11.895	3.457	73.47	15:18:01.085
3 -	2:10.785	2.347	74.10	15:20:11.870
4 -	2:09.117 (3)	0.679	75.05	15:22:20.987
5 -	2:11.202	2.764	73.86	15:24:32.189
6 -	2:10.297	1.859	74.37	15:26:42.486
7 -	2:09.677	1.239	74.73	15:28:52.163
8 -	2:08.438 (1)		75.45	15:31:00.601
9 -	2:10.824	2.386	74.07	15:33:11.425
10 -	2:08.697 (2)	0.259	75.30	15:35:20.122

P9 60 Nick LE DOYEN (M)				
LAP	LAP TIME	DIFF	MPH	TIME OF DAY
1 -	2:21.536	12.541	68.47	15:15:49.210
2 -	2:12.549	3.554	73.11	15:18:01.759
3 -	2:10.618	1.623	74.19	15:20:12.377
4 -	2:11.409	2.414	73.74	15:22:23.786
5 -	2:08.995 (1)		75.12	15:24:32.781
6 -	2:11.516	2.521	73.68	15:26:44.297
7 -	2:09.237 (2)	0.242	74.98	15:28:53.534
8 -	2:09.248 (3)	0.253	74.98	15:31:02.782
9 -	2:10.726	1.731	74.13	15:33:13.508
10 -	2:10.607	1.612	74.20	15:35:24.115

P10 25 Ivan LEARY (M)				
LAP	LAP TIME	DIFF	MPH	TIME OF DAY
1 -	2:19.358	9.004	69.54	15:15:47.032

Weather / Track : Bright / Dry

Mazda MX-5 Championship Group 2

RACE 8 - LAP ANALYSIS

DIFF = Difference To Personal Best Lap

2 -	2:11.562	1.208	73.66	15:17:58.594
3 -	2:10.746 (3)	0.392	74.12	15:20:09.340
4 -	2:10.704 (2)	0.350	74.14	15:22:20.044
5 -	2:11.994	1.640	73.42	15:24:32.038
6 -	2:12.576	2.222	73.09	15:26:44.614
7 -	2:10.354 (1)		74.34	15:28:54.968
8 -	2:11.943	1.589	73.45	15:31:06.911
9 -	2:11.606	1.252	73.63	15:33:18.517
10 -	2:12.442	2.088	73.17	15:35:30.959

P11 45 Graham RUMSEY (M)

LAP	LAP TIME	DIFF	MPH	TIME OF DAY
1 -	2:20.546	9.489	68.95	15:15:48.220
2 -	2:12.413	1.356	73.18	15:18:00.633
3 -	2:13.504	2.447	72.59	15:20:14.137
4 -	2:11.531 (3)	0.474	73.68	15:22:25.668
5 -	2:11.750	0.693	73.55	15:24:37.418
6 -	2:11.728	0.671	73.57	15:26:49.146
7 -	2:11.057 (1)		73.94	15:29:00.203
8 -	2:11.517 (2)	0.460	73.68	15:31:11.720
9 -	2:11.792	0.735	73.53	15:33:23.512
10 -	2:13.450	2.393	72.62	15:35:36.962

P12 56 Thomas JENKINS

LAP	LAP TIME	DIFF	MPH	TIME OF DAY
1 -	2:24.490	13.692	67.07	15:15:52.164
2 -	2:12.526	1.728	73.12	15:18:04.690
3 -	2:12.053	1.255	73.38	15:20:16.743
4 -	2:14.248	3.450	72.18	15:22:30.991
5 -	2:11.915 (3)	1.117	73.46	15:24:42.906
6 -	2:12.467	1.669	73.16	15:26:55.373
7 -	2:10.798 (1)		74.09	15:29:06.171
8 -	2:11.025 (2)	0.227	73.96	15:31:17.196
9 -	2:12.298	1.500	73.25	15:33:29.494
10 -	2:12.771	1.973	72.99	15:35:42.265

P13 312 Peter LANCASTER (M)

LAP	LAP TIME	DIFF	MPH	TIME OF DAY
1 -	2:22.067	10.501	68.21	15:15:49.741
2 -	2:13.627	2.061	72.52	15:18:03.368
3 -	2:11.574 (2)	0.008	73.65	15:20:14.942
4 -	2:12.255	0.689	73.27	15:22:27.197
5 -	2:12.830	1.264	72.96	15:24:40.027
6 -	2:12.878	1.312	72.93	15:26:52.905
7 -	2:12.084 (3)	0.518	73.37	15:29:04.989
8 -	2:11.566 (1)		73.66	15:31:16.555
9 -	2:13.389	1.823	72.65	15:33:29.944
10 -	2:12.528	0.962	73.12	15:35:42.472

P14 20 Christopher GINN (M)

LAP	LAP TIME	DIFF	MPH	TIME OF DAY
1 -	2:25.306	14.086	66.69	15:15:52.980
2 -	2:14.438	3.218	72.08	15:18:07.418
3 -	2:11.552	0.332	73.66	15:20:18.970
4 -	2:14.320	3.100	72.15	15:22:33.290
5 -	2:11.220 (1)		73.85	15:24:44.510
6 -	2:12.421	1.201	73.18	15:26:56.931
7 -	2:12.198	0.978	73.30	15:29:09.129
8 -	2:11.718	0.498	73.57	15:31:20.847
9 -	2:11.368 (2)	0.148	73.77	15:33:32.215
10 -	2:11.400 (3)	0.180	73.75	15:35:43.615

DIFF = Difference To Personal Best Lap

P15 68 Ashley HEATH (M)				
LAP	LAP TIME	DIFF	MPH	TIME OF DAY
1 -	2:25.991	14.590	66.38	15:15:53.665
2 -	2:14.410	3.009	72.10	15:18:08.075
3 -	2:11.401 (1)		73.75	15:20:19.476
4 -	2:14.342	2.941	72.13	15:22:33.818
5 -	2:12.293	0.892	73.25	15:24:46.111
6 -	2:12.006 (3)	0.605	73.41	15:26:58.117
7 -	2:11.767 (2)	0.366	73.54	15:29:09.884
8 -	2:15.005	3.604	71.78	15:31:24.889
9 -	2:13.699	2.298	72.48	15:33:38.588
10 -	2:15.566	4.165	71.48	15:35:54.154

P16 11 Sam JARVIS

LAP	LAP TIME	DIFF	MPH	TIME OF DAY
1 -	2:23.542	12.615	67.51	15:15:51.216
2 -	2:13.723	2.796	72.47	15:18:04.939
3 -	2:12.792	1.865	72.98	15:20:17.731
4 -	2:13.699	2.772	72.48	15:22:31.430
5 -	2:11.795 (2)	0.868	73.53	15:24:43.225
6 -	2:12.404 (3)	1.477	73.19	15:26:55.629
7 -	2:10.927 (1)		74.02	15:29:06.556
8 -	2:21.704	10.777	68.39	15:31:28.260
9 -	2:14.459	3.532	72.07	15:33:42.719
10 -	2:13.596	2.669	72.54	15:35:56.315

P17 21 Chris MOLLOY

LAP	LAP TIME	DIFF	MPH	TIME OF DAY
1 -	2:29.730	17.237	64.72	15:15:57.404
2 -	2:13.513	1.020	72.58	15:18:10.917
3 -	2:13.356	0.863	72.67	15:20:24.273
4 -	2:13.217	0.724	72.74	15:22:37.490
5 -	2:12.968 (3)	0.475	72.88	15:24:50.458
6 -	2:12.648 (2)	0.155	73.06	15:27:03.106
7 -	2:13.068	0.575	72.82	15:29:16.174
8 -	2:13.550	1.057	72.56	15:31:29.724
9 -	2:15.829	3.336	71.34	15:33:45.553
10 -	2:12.493 (1)		73.14	15:35:58.046

P18 53 Jonathan FIELDSEND (M)

LAP	LAP TIME	DIFF	MPH	TIME OF DAY
1 -	2:23.199	11.763	67.67	15:15:50.873
2 -	2:15.217	3.781	71.67	15:18:06.090
3 -	2:12.264	0.828	73.27	15:20:18.354
4 -	2:14.243	2.807	72.19	15:22:32.597
5 -	2:11.436 (1)		73.73	15:24:44.033
6 -	2:11.998 (3)	0.562	73.42	15:26:56.031
7 -	2:11.493 (2)	0.057	73.70	15:29:07.524
8 -	2:29.414	17.978	64.86	15:31:36.938
9 -	2:12.237	0.801	73.28	15:33:49.175
10 -	2:13.912	2.476	72.37	15:36:03.087

P19 78 Richard BARTLETT (M)

LAP	LAP TIME	DIFF	MPH	TIME OF DAY
1 -	2:28.441	16.645	65.28	15:15:56.115
2 -	2:13.165	1.369	72.77	15:18:09.280
3 -	2:11.796 (1)		73.53	15:20:21.076
4 -	2:13.248	1.452	72.73	15:22:34.324
5 -	2:12.215 (2)	0.419	73.29	15:24:46.539

Weather / Track : Bright / Dry

Mazda MX-5 Championship Group 2

RACE 8 - LAP ANALYSIS

DIFF = Difference To Personal Best Lap

6 -	2:12.398 (3)	0.602	73.19	15:26:58.937
7 -	2:28.785	16.989	65.13	15:29:27.722
8 -	2:15.989	4.193	71.26	15:31:43.711
9 -	2:14.797	3.001	71.89	15:33:58.508
10 -	2:14.352	2.556	72.13	15:36:12.860

DIFF = Difference To Personal Best Lap

2 -	2:14.558	3.889	72.02	15:18:07.163
3 -	2:11.431 (3)	0.762	73.73	15:20:18.594
4 -	2:14.230	3.561	72.19	15:22:32.824
5 -	2:11.332 (2)	0.663	73.79	15:24:44.156
6 -	2:12.105	1.436	73.36	15:26:56.261
7 -	2:10.669 (1)		74.16	15:29:06.930

P20	14 Elliott HANN			
LAP	LAP TIME	DIFF	MPH	TIME OF DAY

1 -	2:23.147	11.081	67.70	15:15:50.821
2 -	2:13.426 (2)	1.360	72.63	15:18:04.247
3 -	2:12.066 (1)		73.38	15:20:16.313
4 -	2:29.052	16.986	65.01	15:22:45.365
5 -	2:18.351	6.285	70.04	15:25:03.716
6 -	2:15.193	3.127	71.68	15:27:18.909
7 -	2:14.821	2.755	71.88	15:29:33.730
8 -	2:14.210	2.144	72.20	15:31:47.940
9 -	2:13.971 (3)	1.905	72.33	15:34:01.911
10 -	2:16.437	4.371	71.03	15:36:18.348

P21	58 Dale WHITEMAN (M)			
LAP	LAP TIME	DIFF	MPH	TIME OF DAY

1 -	2:29.942	14.532	64.63	15:15:57.616
2 -	2:15.410 (1)		71.57	15:18:13.026
3 -	2:15.708	0.298	71.41	15:20:28.734
4 -	2:17.221	1.811	70.62	15:22:45.955
5 -	2:18.694	3.284	69.87	15:25:04.649
6 -	2:15.473 (2)	0.063	71.53	15:27:20.122
7 -	2:15.597 (3)	0.187	71.47	15:29:35.719
8 -	2:16.466	1.056	71.01	15:31:52.185
9 -	2:16.950	1.540	70.76	15:34:09.135
10 -	2:16.859	1.449	70.81	15:36:25.994

P22	18 Neil COGAN			
LAP	LAP TIME	DIFF	MPH	TIME OF DAY

1 -	2:33.665	15.331	63.06	15:16:01.339
2 -	2:19.139 (3)	0.805	69.65	15:18:20.478
3 -	2:18.334 (1)		70.05	15:20:38.812
4 -	2:21.888	3.554	68.30	15:23:00.700
5 -	2:26.229	7.895	66.27	15:25:26.929
6 -	2:21.498	3.164	68.49	15:27:48.427
7 -	2:19.431	1.097	69.50	15:30:07.858
8 -	2:22.712	4.378	67.90	15:32:30.570
9 -	2:20.387	2.053	69.03	15:34:50.957
10 -	2:19.108 (2)	0.774	69.66	15:37:10.065

P23	52 Jack WILLMOTT			
LAP	LAP TIME	DIFF	MPH	TIME OF DAY

1 -	2:26.986	16.381	65.93	15:15:54.660
2 -	2:11.774	1.169	73.54	15:18:06.434
3 -	2:10.605 (1)		74.20	15:20:17.039
4 -	2:40.895 P	30.290	60.23	15:22:57.934
5 -	4:27.015	2:16.410	36.29	15:27:24.949
6 -	2:10.934 (2)	0.329	74.01	15:29:35.883
7 -	2:12.374	1.769	73.21	15:31:48.257
8 -	2:13.783	3.178	72.44	15:34:02.040
9 -	2:11.008 (3)	0.403	73.97	15:36:13.048

P24	99 Ian WHITEWICK			
LAP	LAP TIME	DIFF	MPH	TIME OF DAY

1 -	2:24.931	14.262	66.86	15:15:52.605
-----	----------	--------	-------	--------------

Weather / Track : Bright / Dry

Mazda MX-5 Championship Group 2

RACE 8 - POSITION CHART

No	Name	Lap												
		Pos	1	2	3	4	5	6	7	8	9	10		
65	HAYDEN	1	65	65	65	65	65	65	65	65	65	65	65	65
37	DORE (M)	2	90	90	13	13	13	72	13	13	13	13	72	
90	ROBINSON (M)	3	13	13	173	72	72	13	3	72	72	13		
72	LUFF	4	173	173	3	173	3	3	72	3	173	173		
173	FRENCH	5	3	3	72	3	173	173	173	173	90	90		
25	LEARY (M)	6	25	72	90	90	90	90	90	90	3	3		
13	LEACH (M)	7	72	25	25	25	25	37	37	37	30	30		
3	WOOTTEN	8	45	45	37	37	37	30	30	30	37	37		
60	LE DOYEN (M)	9	37	37	60	30	30	60	60	60	60	60		
312	LANCASTER (M)	10	60	60	30	60	60	25	25	25	25	25		
14	HANN	11	312	312	45	45	45	45	45	45	45	45		
53	FIELDSEND (M)	12	14	30	312	312	312	312	312	312	56	56		
45	RUMSEY (M)	13	53	14	14	56	56	56	56	56	312	312		
99	WHITEWICK	14	11	56	56	11	11	11	11	20	20	20		
11	JARVIS	15	30	11	52	53	53	53	99	68	68	68		
21	MOLLOY	16	56	53	11	99	99	99	53	11	11	11		
58	WHITEMAN (M)	17	99	52	53	20	20	20	20	21	21	21		
78	BARTLETT (M)	18	20	99	99	68	68	68	68	53	53	53		
18	COGAN	19	68	20	20	78	78	78	21	78	78	78		
30	TURTON	20	52	68	68	21	21	21	78	14	14	14		
52	WILLMOTT	21	78	78	78	14	14	14	14	58	58	58		
56	JENKINS	22	21	21	21	58	58	58	58	18	18	18		
20	GINN (M)	23	58	58	58	52	18	18	18	52	52			
68	HEATH (M)	24	18	18	18	18	52	52	52					

Weather / Track : Bright / Dry

Results can be found at www.tsl-timing.com

Oulton Park International
 Circuit Length = 2.6920 miles
 Start: 15:13 Flag 15:34 End: 15:37

Printed - 15:43 Saturday, 03 August 2019

Mazda MX-5 Championship Group 2

RACE 8 - STATISTICS

Competitors Started 24
Planned Start 2019-08-03 @ 15:10:00.000
Actual Start 2019-08-03 @ 15:13:27.674
Finish Time 2019-08-03 @ 15:34:57.499
Track Length 2.6920mi.
Total Laps 236
Total Distance Covered 635.3187mi.

Session Fastest Lap History

NO	NAME	LAP TIME	TIME OF DAY	LAP	VEHICLE
65	William HAYDEN	2:14.874	15:15:42.552	1	Mazda MX-5 Mk1
65	William HAYDEN	2:07.781	15:17:50.331	2	Mazda MX-5 Mk1

Session Leader History

NO	NAME	FROM LAP	LAPS LED	DISTANCE	VEHICLE
65	William HAYDEN	1	10	26.92 miles	Mazda MX-5 Mk1

Flag History

TYPE	TIME OF DAY
GREEN	15:13:27.674
FINISH	15:34:57.499

Flag Statistics

TYPE	COUNT	TOTAL LAPS	TOTAL TIME
Green	1	10	23:49.388
Red	0	0	0.000
Safety Car	0	0	0.000
FCY	0	0	0.000

Weather / Track : Bright / Dry

These results are provisional until the conclusion of any judicial and technical matters.

Oulton Park International
Circuit Length = 2.6920 miles
Start: 15:13 Flag 15:34 End: 15:37

Clerk Of Course :	Timekeeper :
-------------------	--------------

Mazda MX-5 Championship Group 1

RACE 11 - GRID (20 minutes)

ROW 13	25	173	Stuart FRENCH	26	90	Bruce ROBINSON (M)			
ROW 12		23	72	Matt LUFF	24	13	Scott LEACH (M)		
ROW 11		21	26	Charlie RAWLES	22	65	William HAYDEN		
ROW 10			21:51.701	19	29	Adam CRAIG	20	50	Sam ATTARD
ROW 9			21:49.424			21:51.626			
ROW 9	17	40	Ben HANCY	18	82	Michael KNIBBS			
ROW 8			21:37.902			21:41.093			
ROW 8			21:30.453	15	94	Ash MILLER	16	666	David WATERS
ROW 7			21:29.346			21:33.835			
ROW 7	13	544	Jack MOODY	14	96	Charles MUGGLESTONE			
ROW 6			21:29.898			21:22.234			
ROW 6			21:22.234	11	33	Jason GREATREX (M)	12	54	Marcus BAILEY (M)
ROW 5			21:19.687			21:22.669			
ROW 5	9	55	Matt POLLARD	10	23	Martin TOLLEY (M)			
ROW 4			21:19.847			21:19.553			
ROW 4			21:17.978	7	93	Jack BREWER	8	77	Steve FODEN
ROW 3			21:17.409			21:17.664			
ROW 3	5	63	Oliver ALLWOOD	6	4	Adam BESSELL			
ROW 2			21:17.073			21:14.446			
ROW 2			21:17.073	3	41	Joe WIGGIN	4	1	Will BLACKWELL-CHAMBERS
ROW 1			21:14.055			21:13.547			
ROW 1	1	71	Ben SHORT	2	5	John LANGRIDGE			
Pole									

Oulton Park International
 Circuit Length = 2.6920 miles

These results are provisional until the conclusion of any judicial and technical matters.

Clerk Of Course :	Steward :	Timekeeper :
-------------------	-----------	--------------

Results can be found at www.tsl-timing.com


Printed - 15:51 Saturday, 03 August 2019

Mazda MX-5 Championship Group 2

RACE 12 - GRID (20 minutes)

ROW 13	25	0.000	10 Thomas MALLET	
ROW 12		15:39.256	23 99 Ian WHITEWICK	24 21 Matt FLETCHER
ROW 11	21	23:42.391	18 Neil COGAN	22 52 Jack WILLMOTT
ROW 10		22:50.674	19 14 Elliott HANN	20 58 Dale WHITEMAN (M)
ROW 9	17	22:35.413	53 Jonathan FIELDSSEND (M)	18 78 Richard BARTLETT (M)
ROW 8		22:26.480	15 68 Ashley HEATH (M)	16 11 Sam JARVIS
ROW 7	13	22:14.798	312 Peter LANCASTER (M)	14 20 Christopher GINN (M)
ROW 6		22:09.288	11 45 Graham RUMSEY (M)	12 56 Thomas JENKINS
ROW 5	9	21:56.441	60 Nick LE DOYEN (M)	10 25 Ivan LEARY (M)
ROW 4		21:52.190	7 30 Dave TURTON	8 37 Tim DORE (M)
ROW 3	5	21:52.096	57 Oliver JENKINS	6 3 Richard WOOTTEN
ROW 2			3 722 Alan HAWKINS (M)	4 7 Adrian BURGE (M)
ROW 1	1		74 Clive CHISNALL (M)	2 31 Bryn GRIFFITHS (M)

Pole



Oulton Park International
 Circuit Length = 2.6920 miles

These results are provisional until the conclusion of any judicial and technical matters.

Clerk Of Course :	Steward :	Timekeeper :
-------------------	-----------	--------------

Results can be found at www.tsl-timing.com

Printed - 16:00 Saturday, 03 August 2019

Mazda MX-5 Championship Group 1

RACE 11 - CLASSIFICATION

POS	NO	NAME	ENTRY	LAPS	TIME	GAP	DIFF	MPH	BEST	ON
1	41	Joe WIGGIN	Mazda MX-5 Mk1	10	21:13.715			76.08	2:05.914	6
2	1	Will BLACKWELL-CHAMBERS	Mazda MX-5 Mk1	10	21:14.101	0.386	0.386	76.06	2:06.194	3
3	5	John LANGRIDGE	Mazda MX-5 Mk1	10	21:14.451	0.736	0.350	76.04	2:05.852	8
4	71	Ben SHORT	Mazda MX5 Mk1	10	21:14.819	1.104	0.368	76.02	2:06.203	2
5	63	Oliver ALLWOOD	Mazda MX-5 Mk1	10	21:15.405	1.690	0.586	75.98	2:05.771	9
6	55	Matt POLLARD	Mazda MX-5 Mk1	10	21:17.094	3.379	1.689	75.88	2:06.144	9
7	33	Jason GREATREX (M)	Mazda MX-5 Mk1	10	21:18.723	5.008	1.629	75.78	2:06.291	9
8	93	Jack BREWER	Mazda MX-5 Mk1	10	21:19.061	5.346	0.338	75.76	2:06.002	9
9	4	Adam BESSELL	Mazda MX-5 Mk1	10	21:21.992	8.277	2.931	75.59	2:06.286	4
10	23	Martin TOLLEY (M)	Mazda MX-5 Mk1	10	21:22.018	8.303	0.026	75.59	2:06.272	4
11	54	Marcus BAILEY (M)	Mazda MX-5 Mk1	10	21:22.236	8.521	0.218	75.58	2:06.423	5
12	94	Ash MILLER	Mazda MX5 Mk1	10	21:22.585	8.870	0.349	75.56	2:06.202	9
13	544	Jack MOODY	Mazda MX-5 Mk1	10	21:23.297	9.582	0.712	75.51	2:06.469	4
14	96	Charles MUGGLESTONE	Mazda MX-5 Mk1	10	21:32.021	18.306	8.724	75.00	2:07.346	5
15	72	Matt LUFF	Mazda MX-5 Mk1	10	21:32.202	18.487	0.181	74.99	2:06.698	7
16	29	Adam CRAIG	Mazda MX-5 Mk1	10	21:34.813	21.098	2.611	74.84	2:06.357	4
17	40	Ben HANCY	Mazda MX-5 Mk1	10	21:35.072	21.357	0.259	74.83	2:06.945	2
18	666	David WATERS	Mazda MX-5 Mk1	10	21:35.928	22.213	0.856	74.78	2:07.658	6
19	65	William HAYDEN	Mazda MX-5 Mk1	10	21:42.013	28.298	6.085	74.43	2:07.463	5
20	82	Michael KNIBBS	Mazda MX-5 Mk1	10	21:42.794	29.079	0.781	74.38	2:07.617	5
21	26	Charlie RAWLES	Mazda MX-5 Mk1	10	21:44.048	30.333	1.254	74.31	2:07.699	5
22	13	Scott LEACH (M)	Mazda MX-5 Mk1	10	21:54.227	40.512	10.179	73.74	2:08.571	4
23	50	Sam ATTARD	Mazda MX-5 Mk1	10	22:01.052	47.337	6.825	73.36	2:08.136	3
24	90	Bruce ROBINSON (M)	Mazda MX-5 Mk1	10	22:03.406	49.691	2.354	73.22	2:09.853	3
25	77	Steve FODEN	Mazda MX-5 Mk1	9	21:38.310	1 Lap	1 Lap	67.18	2:05.713	3
NOT CLASSIFIED										
DNF	173	Stuart FRENCH	Mazda MX-5 Mk1	5	10:58.944	5 Laps	4 Laps	73.53	2:08.332	5
FASTEST LAP										
	77	Steve FODEN	Mazda MX-5 Mk1	3	2:05.713			77.09 mph	124.06 kph	

Weather / Track : Bright / Dry

These results are provisional until the conclusion of any judicial and technical matters.

Oulton Park International

Circuit Length = 2.6920 miles

Start: 16:43 Flag 17:04 End: 17:05

Clerk Of Course :	Steward :	Timekeeper :

Mazda MX-5 Championship Group 1

RACE 11 - LAP CHART

LAP 1 @ 16:45:12.568			LAP 2 @ 16:47:18.771			LAP 3 @ 16:49:25.149			LAP 4 @ 16:51:31.922			LAP 5 @ 16:53:39.621		
NO	BEHIND	LAP TIME	NO	BEHIND	LAP TIME	NO	BEHIND	LAP TIME	NO	BEHIND	LAP TIME	NO	BEHIND	LAP TIME
71		2:12.488	71		2:06.203	71		2:06.378	71		2:06.773	71		2:07.699
5	0.147	2:12.635	1	0.492	2:06.270	1	0.308	2:06.194	5	0.214	2:06.476	1	0.310	2:07.586
1	0.425	2:12.913	5	0.724	2:06.780	5	0.511	2:06.165	1	0.423	2:06.888	41	0.883	2:07.562
4	0.537	2:13.025	63	1.169	2:06.647	63	0.825	2:06.034	63	0.804	2:06.752	63	1.061	2:07.956
63	0.725	2:13.213	4	1.396	2:07.062	41	1.643	2:06.414	41	1.020	2:06.150	4	1.156	2:07.109
41	1.033	2:13.521	41	1.607	2:06.777	4	2.233	2:07.215	4	1.746	2:06.286	5	1.371	2:08.856
23	1.261	2:13.749	23	2.160	2:07.102	23	2.623	2:06.841	23	2.122	2:06.272	23	1.577	2:07.154
93	1.786	2:14.274	93	2.551	2:06.968	55	3.055	2:06.409	55	3.014	2:06.732	33	2.617	2:06.954
55	1.912	2:14.400	55	3.024	2:07.315	33	3.671	2:06.649	33	3.362	2:06.464	55	2.849	2:07.534
33	2.498	2:14.986	33	3.400	2:07.105	544	4.289	2:06.833	544	3.985	2:06.469	544	3.172	2:06.886
544	3.096	2:15.584	544	3.834	2:06.941	54	5.904	2:07.289	93	5.692	2:06.452	93	4.080	2:06.087
40	3.435	2:15.923	40	4.177	2:06.945	93	6.013	2:09.840	94	6.195	2:06.635	94	5.316	2:06.820
96	3.791	2:16.279	54	4.993	2:06.446	94	6.333	2:07.282	54	6.817	2:07.686	54	5.541	2:06.423
54	4.750	2:17.238	96	5.373	2:07.785	96	6.576	2:07.581	96	8.084	2:08.281	96	7.731	2:07.346
94	4.994	2:17.482	94	5.429	2:06.638	40	7.032	2:09.233	40	8.328	2:08.069	40	8.693	2:08.064
82	6.831	2:19.319	29	8.219	2:07.561	29	9.096	2:07.255	29	8.680	2:06.357	29	8.796	2:07.815
29	6.861	2:19.349	666	9.942	2:09.107	666	11.969	2:08.405	666	13.748	2:08.552	72	14.649	2:07.609
666	7.038	2:19.526	82	10.677	2:10.049	50	12.504	2:08.136	50	14.496	2:08.765	666	14.986	2:08.937
65	7.311	2:19.799	50	10.746	2:09.331	82	13.852	2:09.553	72	14.739	2:07.309	50	15.307	2:08.510
50	7.618	2:20.106	65	10.968	2:09.860	65	13.997	2:09.407	65	15.850	2:08.626	65	15.614	2:07.463
26	8.493	2:20.981	72	12.620	2:09.732	72	14.203	2:07.961	82	16.623	2:09.544	82	16.541	2:07.617
13	8.619	2:21.107	13	12.761	2:10.345	26	16.061	2:09.599	26	17.665	2:08.377	26	17.665	2:07.699
72	9.091	2:21.579	26	12.840	2:10.550	173	16.960	2:09.784	173	18.770	2:08.583	173	19.403	2:08.332
173	9.776	2:22.264	173	13.554	2:09.981	13	17.158	2:10.775	13	18.956	2:08.571	77	1 Lap	2:06.445
90	10.423	2:22.911	90	14.217	2:09.997	90	17.692	2:09.853	90	20.837	2:09.918	13	20.990	2:09.733
77	27.099	2:39.587 P				77	1 Lap	4:08.130	77	1 Lap	2:05.713	90	23.041	2:09.903

Weather / Track : Bright / Dry

Results can be found at www.tsl-timing.com

Page 1 of 2

Oulton Park International
 Circuit Length = 2.6920 miles
 Start: 16:43 Flag 17:04 End: 17:05

Printed - 17:08 Saturday, 03 August 2019

Mazda MX-5 Championship Group 1

RACE 11 - LAP CHART

LAP 6 @ 16:55:46.128			LAP 7 @ 16:57:53.914			LAP 8 @ 17:00:00.261			LAP 9 @ 17:02:06.996			LAP 10 @ 17:04:13.795		
NO	BEHIND	LAP TIME	NO	BEHIND	LAP TIME	NO	BEHIND	LAP TIME	NO	BEHIND	LAP TIME	NO	BEHIND	LAP TIME
71		2:06.507	41		2:07.496	41		2:06.347	41		2:06.735	41		2:06.799
41	0.290	2:05.914	1	0.291	2:07.528	1	0.226	2:06.282	1	0.234	2:06.743	1	0.386	2:06.951
1	0.549	2:06.746	71	0.443	2:08.229	71	0.569	2:06.473	71	0.368	2:06.534	5	0.736	2:07.022
63	2.638	2:08.084	5	1.331	2:06.462	5	0.836	2:05.852	5	0.513	2:06.412	71	1.104	2:07.535
5	2.655	2:07.791	63	2.279	2:07.427	63	2.172	2:06.240	63	1.208	2:05.771	63	1.690	2:07.281
4	2.763	2:08.114	33	2.653	2:07.086	33	2.994	2:06.688	33	2.550	2:06.291	55	3.379	2:07.267
55	2.934	2:06.592	55	3.336	2:08.188	55	3.502	2:06.513	55	2.911	2:06.144	33	5.008	2:09.257
33	3.353	2:07.243	4	3.376	2:08.399	4	4.758	2:07.729	93	4.336	2:06.002	93	5.346	2:07.809
544	4.294	2:07.629	93	5.204	2:07.263	93	5.069	2:06.212	4	5.507	2:07.484	4	8.277	2:09.569
23	4.589	2:09.519	23	5.237	2:08.434	23	5.970	2:07.080	23	5.641	2:06.406	23	8.303	2:09.461
93	5.727	2:08.154	94	5.328	2:06.879	94	6.324	2:07.343	94	5.791	2:06.202	54	8.521	2:07.134
94	6.235	2:07.426	544	5.823	2:09.315	544	7.224	2:07.748	54	8.186	2:07.479	94	8.870	2:09.878
54	6.580	2:07.546	54	6.035	2:07.241	54	7.442	2:07.754	544	8.783	2:08.294	544	9.582	2:07.598
96	10.039	2:08.815	96	11.759	2:09.506	96	14.496	2:09.084	96	16.539	2:08.778	96	18.306	2:08.566
29	10.437	2:08.148	29	11.996	2:09.345	72	15.811	2:07.972	72	17.543	2:08.467	72	18.487	2:07.743
40	10.564	2:08.378	40	12.228	2:09.450	40	15.992	2:10.111	29	17.741	2:08.306	29	21.098	2:10.156
72	15.274	2:07.132	72	14.186	2:06.698	29	16.170	2:10.521	40	17.758	2:08.501	40	21.357	2:10.398
666	16.137	2:07.658	666	16.459	2:08.108	666	18.064	2:07.952	666	19.420	2:08.091	666	22.213	2:09.592
65	18.987	2:09.880	82	20.677	2:09.259	65	23.440	2:09.010	77	1 Lap	2:07.595	77	1 Lap	2:06.875
82	19.204	2:09.170	65	20.777	2:09.576	82	23.476	2:09.146	65	26.175	2:09.470	65	28.298	2:08.922
50	19.453	2:10.653	77	1 Lap	2:08.872	77	1 Lap	2:08.711	82	26.466	2:09.725	82	29.079	2:09.412
26	19.942	2:08.784	50	21.582	2:09.915	50	23.859	2:08.624	50	26.643	2:09.519	26	30.333	2:10.341
77	1 Lap	2:06.382	26	21.798	2:09.642	26	24.004	2:08.553	26	26.791	2:09.522	13	40.512	2:12.018
13	24.178	2:09.695	13	26.752	2:10.360	13	30.894	2:10.489	13	35.293	2:11.134	50	47.337	2:27.493
90	27.579	2:11.045	90	31.037	2:11.244	90	35.900	2:11.210	90	40.932	2:11.767	90	49.691	2:15.558

Weather / Track : Bright / Dry

Results can be found at www.tsl-timing.com

Page 2 of 2

Oulton Park International
 Circuit Length = 2.6920 miles
 Start: 16:43 Flag 17:04 End: 17:05

Printed - 17:08 Saturday, 03 August 2019

Mazda MX-5 Championship Group 1

RACE 11 - LAP ANALYSIS

DIFF = Difference To Personal Best Lap

P1 41 Joe WIGGIN				
LAP	LAP TIME	DIFF	MPH	TIME OF DAY
1 -	2:13.521	7.607	72.58	16:45:13.601
2 -	2:06.777	0.863	76.44	16:47:20.378
3 -	2:06.414	0.500	76.66	16:49:26.792
4 -	2:06.150 (2)	0.236	76.82	16:51:32.942
5 -	2:07.562	1.648	75.97	16:53:40.504
6 -	2:05.914 (1)		76.96	16:55:46.418
7 -	2:07.496	1.582	76.01	16:57:53.914
8 -	2:06.347 (3)	0.433	76.70	17:00:00.261
9 -	2:06.735	0.821	76.46	17:02:06.996
10 -	2:06.799	0.885	76.43	17:04:13.795

P2 1 Will BLACKWELL-CHAMBERS				
LAP	LAP TIME	DIFF	MPH	TIME OF DAY
1 -	2:12.913	6.719	72.91	16:45:12.993
2 -	2:06.270 (2)	0.076	76.75	16:47:19.263
3 -	2:06.194 (1)		76.79	16:49:25.457
4 -	2:06.888	0.694	76.37	16:51:32.345
5 -	2:07.586	1.392	75.95	16:53:39.931
6 -	2:06.746	0.552	76.46	16:55:46.677
7 -	2:07.528	1.334	75.99	16:57:54.205
8 -	2:06.282 (3)	0.088	76.74	17:00:00.487
9 -	2:06.743	0.549	76.46	17:02:07.230
10 -	2:06.951	0.757	76.33	17:04:14.181

P3 5 John LANGRIDGE				
LAP	LAP TIME	DIFF	MPH	TIME OF DAY
1 -	2:12.635	6.783	73.06	16:45:12.715
2 -	2:06.780	0.928	76.44	16:47:19.495
3 -	2:06.165 (2)	0.313	76.81	16:49:25.660
4 -	2:06.476	0.624	76.62	16:51:32.136
5 -	2:08.856	3.004	75.21	16:53:40.992
6 -	2:07.791	1.939	75.83	16:55:48.783
7 -	2:06.462	0.610	76.63	16:57:55.245
8 -	2:05.852 (1)		77.00	17:00:01.097
9 -	2:06.412 (3)	0.560	76.66	17:02:07.509
10 -	2:07.022	1.170	76.29	17:04:14.531

P4 71 Ben SHORT				
LAP	LAP TIME	DIFF	MPH	TIME OF DAY
1 -	2:12.488	6.285	73.14	16:45:12.568
2 -	2:06.203 (1)		76.79	16:47:18.771
3 -	2:06.378 (2)	0.175	76.68	16:49:25.149
4 -	2:06.773	0.570	76.44	16:51:31.922
5 -	2:07.699	1.496	75.89	16:53:39.621
6 -	2:06.507	0.304	76.60	16:55:46.128
7 -	2:08.229	2.026	75.57	16:57:54.357
8 -	2:06.473 (3)	0.270	76.62	17:00:00.830
9 -	2:06.534	0.331	76.59	17:02:07.364
10 -	2:07.535	1.332	75.98	17:04:14.899

P5 63 Oliver ALLWOOD				
LAP	LAP TIME	DIFF	MPH	TIME OF DAY
1 -	2:13.213	7.442	72.75	16:45:13.293
2 -	2:06.647	0.876	76.52	16:47:19.940
3 -	2:06.034 (2)	0.263	76.89	16:49:25.974
4 -	2:06.752	0.981	76.45	16:51:32.726
5 -	2:07.956	2.185	75.73	16:53:40.682
6 -	2:08.084	2.313	75.66	16:55:48.766

DIFF = Difference To Personal Best Lap

7 -	2:07.427	1.656	76.05	16:57:56.193
8 -	2:06.240 (3)	0.469	76.76	17:00:02.433
9 -	2:05.771 (1)		77.05	17:02:08.204
10 -	2:07.281	1.510	76.14	17:04:15.485

P6 55 Matt POLLARD				
LAP	LAP TIME	DIFF	MPH	TIME OF DAY
1 -	2:14.400	8.256	72.10	16:45:14.480
2 -	2:07.315	1.171	76.12	16:47:21.795
3 -	2:06.409 (2)	0.265	76.66	16:49:28.204
4 -	2:06.732	0.588	76.47	16:51:34.936
5 -	2:07.534	1.390	75.98	16:53:42.470
6 -	2:06.592	0.448	76.55	16:55:49.062
7 -	2:08.188	2.044	75.60	16:57:57.250
8 -	2:06.513 (3)	0.369	76.60	17:00:03.763
9 -	2:06.144 (1)		76.82	17:02:09.907
10 -	2:07.267	1.123	76.14	17:04:17.174

P7 33 Jason GREATREX (M)				
LAP	LAP TIME	DIFF	MPH	TIME OF DAY
1 -	2:14.986	8.695	71.79	16:45:15.066
2 -	2:07.105	0.814	76.24	16:47:22.171
3 -	2:06.649 (3)	0.358	76.52	16:49:28.820
4 -	2:06.464 (2)	0.173	76.63	16:51:35.284
5 -	2:06.954	0.663	76.33	16:53:42.238
6 -	2:07.243	0.952	76.16	16:55:49.481
7 -	2:07.086	0.795	76.25	16:57:56.567
8 -	2:06.688	0.397	76.49	17:00:03.255
9 -	2:06.291 (1)		76.73	17:02:09.546
10 -	2:09.257	2.966	74.97	17:04:18.803

P8 93 Jack BREWER				
LAP	LAP TIME	DIFF	MPH	TIME OF DAY
1 -	2:14.274	8.272	72.17	16:45:14.354
2 -	2:06.968	0.966	76.32	16:47:21.322
3 -	2:09.840	3.838	74.64	16:49:31.162
4 -	2:06.452	0.450	76.64	16:51:37.614
5 -	2:06.087 (2)	0.085	76.86	16:53:43.701
6 -	2:08.154	2.152	75.62	16:55:51.855
7 -	2:07.263	1.261	76.15	16:57:59.118
8 -	2:06.212 (3)	0.210	76.78	17:00:05.330
9 -	2:06.002 (1)		76.91	17:02:11.332
10 -	2:07.809	1.807	75.82	17:04:19.141

P9 4 Adam BESSELL				
LAP	LAP TIME	DIFF	MPH	TIME OF DAY
1 -	2:13.025	6.739	72.85	16:45:13.105
2 -	2:07.062 (2)	0.776	76.27	16:47:20.167
3 -	2:07.215	0.929	76.18	16:49:27.382
4 -	2:06.286 (1)		76.74	16:51:33.668
5 -	2:07.109 (3)	0.823	76.24	16:53:40.777
6 -	2:08.114	1.828	75.64	16:55:48.891
7 -	2:08.399	2.113	75.47	16:57:57.290
8 -	2:07.729	1.443	75.87	17:00:05.019
9 -	2:07.484	1.198	76.01	17:02:12.503
10 -	2:09.569	3.283	74.79	17:04:22.072

P10 23 Martin TOLLEY (M)				
LAP	LAP TIME	DIFF	MPH	TIME OF DAY
1 -	2:13.749	7.477	72.45	16:45:13.829

Weather / Track : Bright / Dry

Oulton Park International
Circuit Length = 2.6920 miles
Start: 16:43 Flag 17:04 End: 17:05

Mazda MX-5 Championship Group 1

RACE 11 - LAP ANALYSIS

DIFF = Difference To Personal Best Lap

2 -	2:07.102	0.830	76.24	16:47:20.931
3 -	2:06.841 (3)	0.569	76.40	16:49:27.772
4 -	2:06.272 (1)		76.74	16:51:34.044
5 -	2:07.154	0.882	76.21	16:53:41.198
6 -	2:09.519	3.247	74.82	16:55:50.717
7 -	2:08.434	2.162	75.45	16:57:59.151
8 -	2:07.080	0.808	76.26	17:00:06.231
9 -	2:06.406 (2)	0.134	76.66	17:02:12.637
10 -	2:09.461	3.189	74.85	17:04:22.098

P11 54 Marcus BAILEY (M)

LAP	LAP TIME	DIFF	MPH	TIME OF DAY
1 -	2:17.238	10.815	70.61	16:45:17.318
2 -	2:06.446 (2)	0.023	76.64	16:47:23.764
3 -	2:07.289	0.866	76.13	16:49:31.053
4 -	2:07.686	1.263	75.89	16:51:38.739
5 -	2:06.423 (1)		76.65	16:53:45.162
6 -	2:07.546	1.123	75.98	16:55:52.708
7 -	2:07.241	0.818	76.16	16:57:59.949
8 -	2:07.754	1.331	75.85	17:00:07.703
9 -	2:07.479	1.056	76.02	17:02:15.182
10 -	2:07.134 (3)	0.711	76.22	17:04:22.316

P12 94 Ash MILLER

LAP	LAP TIME	DIFF	MPH	TIME OF DAY
1 -	2:17.482	11.280	70.49	16:45:17.562
2 -	2:06.638 (3)	0.436	76.52	16:47:24.200
3 -	2:07.282	1.080	76.14	16:49:31.482
4 -	2:06.635 (2)	0.433	76.52	16:51:38.117
5 -	2:06.820	0.618	76.41	16:53:44.937
6 -	2:07.426	1.224	76.05	16:55:52.363
7 -	2:06.879	0.677	76.38	16:57:59.242
8 -	2:07.343	1.141	76.10	17:00:06.585
9 -	2:06.202 (1)		76.79	17:02:12.787
10 -	2:09.878	3.676	74.61	17:04:22.665

P13 544 Jack MOODY

LAP	LAP TIME	DIFF	MPH	TIME OF DAY
1 -	2:15.584	9.115	71.47	16:45:15.664
2 -	2:06.941	0.472	76.34	16:47:22.605
3 -	2:06.833 (2)	0.364	76.40	16:49:29.438
4 -	2:06.469 (1)		76.62	16:51:35.907
5 -	2:06.886 (3)	0.417	76.37	16:53:42.793
6 -	2:07.629	1.160	75.93	16:55:50.422
7 -	2:09.315	2.846	74.94	16:57:59.737
8 -	2:07.748	1.279	75.86	17:00:07.485
9 -	2:08.294	1.825	75.53	17:02:15.779
10 -	2:07.598	1.129	75.95	17:04:23.377

P14 96 Charles MUGGLESTONE

LAP	LAP TIME	DIFF	MPH	TIME OF DAY
1 -	2:16.279	8.933	71.11	16:45:16.359
2 -	2:07.785 (3)	0.439	75.84	16:47:24.144
3 -	2:07.581 (2)	0.235	75.96	16:49:31.725
4 -	2:08.281	0.935	75.54	16:51:40.006
5 -	2:07.346 (1)		76.10	16:53:47.352
6 -	2:08.815	1.469	75.23	16:55:56.167
7 -	2:09.506	2.160	74.83	16:58:05.673
8 -	2:09.084	1.738	75.07	17:00:14.757
9 -	2:08.778	1.432	75.25	17:02:23.535
10 -	2:08.566	1.220	75.37	17:04:32.101

DIFF = Difference To Personal Best Lap

P15 72 Matt LUFF				
LAP	LAP TIME	DIFF	MPH	TIME OF DAY
1 -	2:21.579	14.881	68.45	16:45:21.659
2 -	2:09.732	3.034	74.70	16:47:31.391
3 -	2:07.961	1.263	75.73	16:49:39.352
4 -	2:07.309 (3)	0.611	76.12	16:51:46.661
5 -	2:07.609	0.911	75.94	16:53:54.270
6 -	2:07.132 (2)	0.434	76.23	16:56:01.402
7 -	2:06.698 (1)		76.49	16:58:08.100
8 -	2:07.972	1.274	75.72	17:00:16.072
9 -	2:08.467	1.769	75.43	17:02:24.539
10 -	2:07.743	1.045	75.86	17:04:32.282

P16 29 Adam CRAIG

LAP	LAP TIME	DIFF	MPH	TIME OF DAY
1 -	2:19.349	12.992	69.54	16:45:19.429
2 -	2:07.561 (3)	1.204	75.97	16:47:26.990
3 -	2:07.255 (2)	0.898	76.15	16:49:34.245
4 -	2:06.357 (1)		76.69	16:51:40.602
5 -	2:07.815	1.458	75.82	16:53:48.417
6 -	2:08.148	1.791	75.62	16:55:56.565
7 -	2:09.345	2.988	74.92	16:58:05.910
8 -	2:10.521	4.164	74.25	17:00:16.431
9 -	2:08.306	1.949	75.53	17:02:24.737
10 -	2:10.156	3.799	74.45	17:04:34.893

P17 40 Ben HANCY

LAP	LAP TIME	DIFF	MPH	TIME OF DAY
1 -	2:15.923	8.978	71.29	16:45:16.003
2 -	2:06.945 (1)		76.34	16:47:22.948
3 -	2:09.233	2.288	74.99	16:49:32.181
4 -	2:08.069 (3)	1.124	75.67	16:51:40.250
5 -	2:08.064 (2)	1.119	75.67	16:53:48.314
6 -	2:08.378	1.433	75.49	16:55:56.692
7 -	2:09.450	2.505	74.86	16:58:06.142
8 -	2:10.111	3.166	74.48	17:00:16.253
9 -	2:08.501	1.556	75.41	17:02:24.754
10 -	2:10.398	3.453	74.32	17:04:35.152

P18 666 David WATERS

LAP	LAP TIME	DIFF	MPH	TIME OF DAY
1 -	2:19.526	11.868	69.45	16:45:19.606
2 -	2:09.107	1.449	75.06	16:47:28.713
3 -	2:08.405	0.747	75.47	16:49:37.118
4 -	2:08.552	0.894	75.38	16:51:45.670
5 -	2:08.937	1.279	75.16	16:53:54.607
6 -	2:07.658 (1)		75.91	16:56:02.265
7 -	2:08.108	0.450	75.64	16:58:10.373
8 -	2:07.952 (2)	0.294	75.74	17:00:18.325
9 -	2:08.091 (3)	0.433	75.65	17:02:26.416
10 -	2:09.592	1.934	74.78	17:04:36.008

P19 65 William HAYDEN

LAP	LAP TIME	DIFF	MPH	TIME OF DAY
1 -	2:19.799	12.336	69.32	16:45:19.879
2 -	2:09.860	2.397	74.62	16:47:29.739
3 -	2:09.407	1.944	74.89	16:49:39.146
4 -	2:08.626 (2)	1.163	75.34	16:51:47.772
5 -	2:07.463 (1)		76.03	16:53:55.235

Weather / Track : Bright / Dry

Oulton Park International
Circuit Length = 2.6920 miles
Start: 16:43 Flag 17:04 End: 17:05

Mazda MX-5 Championship Group 1

RACE 11 - LAP ANALYSIS

DIFF = Difference To Personal Best Lap

6 -	2:09.880	2.417	74.61	16:56:05.115
7 -	2:09.576	2.113	74.79	16:58:14.691
8 -	2:09.010	1.547	75.12	17:00:23.701
9 -	2:09.470	2.007	74.85	17:02:33.171
10 -	2:08.922 (3)	1.459	75.17	17:04:42.093

P20 82 Michael KNIBBS

LAP	LAP TIME	DIFF	MPH	TIME OF DAY
1 -	2:19.319	11.702	69.56	16:45:19.399
2 -	2:10.049	2.432	74.52	16:47:29.448
3 -	2:09.553	1.936	74.80	16:49:39.001
4 -	2:09.544	1.927	74.81	16:51:48.545
5 -	2:07.617 (1)		75.94	16:53:56.162
6 -	2:09.170 (3)	1.553	75.02	16:56:05.332
7 -	2:09.259	1.642	74.97	16:58:14.591
8 -	2:09.146 (2)	1.529	75.04	17:00:23.737
9 -	2:09.725	2.108	74.70	17:02:33.462
10 -	2:09.412	1.795	74.88	17:04:42.874

P21 26 Charlie RAWLES

LAP	LAP TIME	DIFF	MPH	TIME OF DAY
1 -	2:20.981	13.282	68.74	16:45:21.061
2 -	2:10.550	2.851	74.23	16:47:31.611
3 -	2:09.599	1.900	74.77	16:49:41.210
4 -	2:08.377 (2)	0.678	75.49	16:51:49.587
5 -	2:07.699 (1)		75.89	16:53:57.286
6 -	2:08.784	1.085	75.25	16:56:06.070
7 -	2:09.642	1.943	74.75	16:58:15.712
8 -	2:08.553 (3)	0.854	75.38	17:00:24.265
9 -	2:09.522	1.823	74.82	17:02:33.787
10 -	2:10.341	2.642	74.35	17:04:44.128

P22 13 Scott LEACH (M)

LAP	LAP TIME	DIFF	MPH	TIME OF DAY
1 -	2:21.107	12.536	68.68	16:45:21.187
2 -	2:10.345	1.774	74.35	16:47:31.532
3 -	2:10.775	2.204	74.10	16:49:42.307
4 -	2:08.571 (1)		75.37	16:51:50.878
5 -	2:09.733 (3)	1.162	74.70	16:54:00.611
6 -	2:09.695 (2)	1.124	74.72	16:56:10.306
7 -	2:10.360	1.789	74.34	16:58:20.666
8 -	2:10.489	1.918	74.26	17:00:31.155
9 -	2:11.134	2.563	73.90	17:02:42.289
10 -	2:12.018	3.447	73.40	17:04:54.307

P23 50 Sam ATTARD

LAP	LAP TIME	DIFF	MPH	TIME OF DAY
1 -	2:20.106	11.970	69.17	16:45:20.186
2 -	2:09.331	1.195	74.93	16:47:29.517
3 -	2:08.136 (1)		75.63	16:49:37.653
4 -	2:08.765	0.629	75.26	16:51:46.418
5 -	2:08.510 (2)	0.374	75.41	16:53:54.928
6 -	2:10.653	2.517	74.17	16:56:05.581
7 -	2:09.915	1.779	74.59	16:58:15.496
8 -	2:08.624 (3)	0.488	75.34	17:00:24.120
9 -	2:09.519	1.383	74.82	17:02:33.639
10 -	2:27.493	19.357	65.70	17:05:01.132

DIFF = Difference To Personal Best Lap

P24 90 Bruce ROBINSON (M)				
LAP	LAP TIME	DIFF	MPH	TIME OF DAY
1 -	2:22.911	13.058	67.81	16:45:22.991
2 -	2:09.997	0.144	74.55	16:47:32.988
3 -	2:09.853 (1)		74.63	16:49:42.841
4 -	2:09.918 (3)	0.065	74.59	16:51:52.759
5 -	2:09.903 (2)	0.050	74.60	16:54:02.662
6 -	2:11.045	1.192	73.95	16:56:13.707
7 -	2:11.244	1.391	73.84	16:58:24.951
8 -	2:11.210	1.357	73.86	17:00:36.161
9 -	2:11.767	1.914	73.54	17:02:47.928
10 -	2:15.558	5.705	71.49	17:05:03.486

P25 77 Steve FODEN

LAP	LAP TIME	DIFF	MPH	TIME OF DAY
1 -	2:39.587 P	33.874	60.72	16:45:39.667
2 -	4:08.130	2:02.417	39.05	16:49:47.797
3 -	2:05.713 (1)		77.09	16:51:53.510
4 -	2:06.445 (3)	0.732	76.64	16:53:59.955
5 -	2:06.382 (2)	0.669	76.68	16:56:06.337
6 -	2:08.872	3.159	75.20	16:58:15.209
7 -	2:08.711	2.998	75.29	17:00:23.920
8 -	2:07.595	1.882	75.95	17:02:31.515
9 -	2:06.875	1.162	76.38	17:04:38.390

P26 173 Stuart FRENCH

LAP	LAP TIME	DIFF	MPH	TIME OF DAY
1 -	2:22.264	13.932	68.12	16:45:22.344
2 -	2:09.981	1.649	74.55	16:47:32.325
3 -	2:09.784 (3)	1.452	74.67	16:49:42.109
4 -	2:08.583 (2)	0.251	75.37	16:51:50.692
5 -	2:08.332 (1)		75.51	16:53:59.024

Weather / Track : Bright / Dry

Results can be found at www.tsl-timing.com

Page 3 of 3

Oulton Park International
Circuit Length = 2.6920 miles
Start: 16:43 Flag 17:04 End: 17:05

Printed - 17:08 Saturday, 03 August 2019

Mazda MX-5 Championship Group 1

RACE 11 - POSITION CHART

No	Name	Lap Pos											
			1	2	3	4	5	6	7	8	9	10	
71	SHORT	1	71	71	71	71	71	71	41	41	41	41	41
5	LANGRIDGE	2	5	1	1	5	1	41	1	1	1	1	1
41	WIGGIN	3	1	5	5	1	41	1	71	71	71	5	5
1	BLACKWELL-CHAMBE	4	4	63	63	63	63	63	5	5	5	5	71
63	ALLWOOD	5	63	4	41	41	4	5	63	63	63	63	63
4	BESSELL	6	41	41	4	4	5	4	33	33	33	33	55
93	BREWER	7	23	23	23	23	23	55	55	55	55	55	33
77	FODEN	8	93	93	55	55	33	33	4	4	93	93	93
55	POLLARD	9	55	55	33	33	55	544	93	93	4	4	4
23	TOLLEY (M)	10	33	33	544	544	544	23	23	23	23	23	23
33	GREATREX (M)	11	544	544	54	93	93	93	94	94	94	94	54
54	BAILEY (M)	12	40	40	93	94	94	94	544	544	54	94	94
544	MOODY	13	96	54	94	54	54	54	54	54	544	544	544
96	MUGGLESTONE	14	54	96	96	96	96	96	96	96	96	96	96
94	MILLER	15	94	94	40	40	40	29	29	72	72	72	72
666	WATERS	16	82	29	29	29	29	40	40	40	29	29	29
40	HANCY	17	29	666	666	666	72	72	72	29	40	40	40
82	KNIBBS	18	666	82	50	50	666	666	666	666	666	666	666
29	CRAIG	19	65	50	82	72	50	65	82	65	65	65	65
50	ATTARD	20	50	65	65	65	65	82	65	82	82	82	82
26	RAWLES	21	26	72	72	82	82	50	50	50	50	26	26
65	HAYDEN	22	13	13	26	26	26	26	26	26	26	13	13
72	LUFF	23	72	26	173	173	173	13	13	13	13	50	50
13	LEACH (M)	24	173	173	13	13	13	90	90	90	90	90	90
173	FRENCH	25	90	90	90	90	90	77	77	77	77	77	77
90	ROBINSON (M)	26	77	77	77	77	77						

Weather / Track : Bright / Dry

Results can be found at www.tsl-timing.com

Oulton Park International
 Circuit Length = 2.6920 miles
 Start: 16:43 Flag 17:04 End: 17:05

Printed - 17:09 Saturday, 03 August 2019

Mazda MX-5 Championship Group 1

RACE 11 - STATISTICS

Competitors Started 26
Planned Start 2019-08-03 @ 16:50:00.000
Actual Start 2019-08-03 @ 16:43:00.079
Finish Time 2019-08-03 @ 17:04:11.337
Track Length 2.6920mi.
Total Laps 254
Total Distance Covered 683.7752mi.

Session Fastest Lap History

NO	NAME	LAP TIME	TIME OF DAY	LAP	VEHICLE
71	Ben SHORT	2:12.488	16:45:12.591	1	Mazda MX5 Mk1
71	Ben SHORT	2:06.203	16:47:18.794	2	Mazda MX5 Mk1
1	Will BLACKWELL-CHAMBERS	2:06.194	16:49:25.472	3	Mazda MX-5 Mk1
5	John LANGRIDGE	2:06.165	16:49:25.678	3	Mazda MX-5 Mk1
63	Oliver ALLWOOD	2:06.034	16:49:25.987	3	Mazda MX-5 Mk1
77	Steve FODEN	2:05.713	16:51:53.525	3	Mazda MX-5 Mk1

Session Leader History

NO	NAME	FROM LAP	LAPS LED	DISTANCE	VEHICLE
71	Ben SHORT	1	6	16.15 miles	Mazda MX5 Mk1
41	Joe WIGGIN	7	4	10.76 miles	Mazda MX-5 Mk1

Flag History

TYPE	TIME OF DAY
GREEN	16:43:00.079
FINISH	17:04:11.337

Flag Statistics

TYPE	COUNT	TOTAL LAPS	TOTAL TIME
Green	1	10	22:57.484
Red	0	0	0.000
Safety Car	0	0	0.000
FCY	0	0	0.000

Weather / Track : Bright / Dry

These results are provisional until the conclusion of any judicial and technical matters.

Oulton Park International
Circuit Length = 2.6920 miles
Start: 16:43 Flag 17:04 End: 17:05

Clerk Of Course :	Timekeeper :
-------------------	--------------

Mazda MX-5 Championship Group 2

RACE 12 - CLASSIFICATION - AMENDED

POS	NO	NAME	ENTRY	LAPS	TIME	GAP	DIFF	MPH	BEST	ON
1	30	Dave TURTON	Mazda MX-5 Mk1	10	22:02.492			73.28	2:08.424	8
2	37	Tim DORE (M)	Mazda MX-5 Mk1	10	22:03.700	1.208	1.208	73.21	2:08.262	8
3	722	Alan HAWKINS (M)	Mazda MX-5 Mk1	10	22:03.768	1.276	0.068	73.20	2:08.492	8
4	31	Bryn GRIFFITHS (M)	Mazda MX-5 Mk1	10	22:11.097	8.605	7.329	72.80	2:08.806	7
5	3	Richard WOOTTEN	Mazda MX-5 Mk1	10	22:11.752	9.260	0.655	72.77	2:08.947	7
6	45	Graham RUMSEY (M)	Mazda MX-5 Mk1	10	22:12.490	9.998	0.738	72.73	2:09.759	10
7	60	Nick LE DOYEN (M)	Mazda MX-5 Mk1	10	22:12.887	10.395	0.397	72.70	2:09.766	7
8	74*	Clive CHISNALL (M)	Mazda MX-5 Mk1	10	22:13.052	10.560	0.165	72.70	2:07.798	8
9	21	Matt FLETCHER	Mazda MX-5 Mk1	10	22:15.325	12.833	2.273	72.57	2:08.430	10
10	7	Adrian BURGE (M)	Mazda MX-5 Mk1	10	22:26.450	23.958	11.125	71.97	2:09.555	10
11	10	Thomas MALLETT	Mazda MX-5 Mk1	10	22:29.772	27.280	3.322	71.79	2:11.297	9
12	68	Ashley HEATH (M)	Mazda MX-5 Mk1	10	22:31.471	28.979	1.699	71.70	2:11.527	6
13	14	Elliott HANN	Mazda MX-5 Mk1	10	22:31.643	29.151	0.172	71.70	2:11.375	10
14	25	Ivan LEARY (M)	Mazda MX-5 Mk1	10	22:33.400	30.908	1.757	71.60	2:11.613	6
15	78	Richard BARTLETT (M)	Mazda MX-5 Mk1	10	22:35.697	33.205	2.297	71.48	2:11.240	9
16	11*	Sam JARVIS	Mazda MX-5 Mk1	10	22:35.830	33.338	0.133	71.47	2:10.707	9
17	57	Oliver JENKINS	Mazda MX-5 Mk1	10	22:37.517	35.025	1.687	71.38	2:10.017	7
18	52	Jack WILLMOTT	Mazda MX-5 Mk1	10	22:37.900	35.408	0.383	71.36	2:09.053	10
19	312	Peter LANCASTER (M)	Mazda MX-5 Mk1	10	22:40.681	38.189	2.781	71.22	2:11.987	10
20	53	Jonathan FIELDSSEND (M)	Mazda MX-5 Mk1	10	22:41.512	39.020	0.831	71.18	2:10.980	10
21	20	Christopher GINN (M)	Mazda MX-5 Mk1	10	22:42.794	40.302	1.282	71.11	2:11.752	6
22	58	Dale WHITEMAN (M)	Mazda MX-5 Mk1	10	23:23.189	1:20.697	40.395	69.06	2:16.505	8
23	18	Neil COGAN	Mazda MX-5 Mk1	10	24:58.623	2:56.131	1:35.434	64.66	2:16.623	5

NOT CLASSIFIED

DQ	56	Thomas JENKINS	Mazda MX-5 Mk1	0						
FASTEST LAP										
	74	Clive CHISNALL (M)	Mazda MX-5 Mk1	8	2:07.798		75.83 mph		122.04 kph	

Car 74 - 10 second jump start penalty

Car 56 - disqualified from race - Causing a collision Regulation C1.1.5 refers

Car 11 (Race 2B) - formal reprimand from Clerk of Course - Driving standards, Regulation Q 14.4.4 refers

Oulton Park International
 Circuit Length = 2.6920 miles
 Start: 17:16 Flag 17:38 End: 17:41

Weather / Track : Drizzle / Damp

These results are provisional until the conclusion of any judicial and technical matters.

Clerk Of Course :	Steward :	Timekeeper :

Results can be found at www.tsl-timing.com

Printed - 18:37 Saturday, 03 August 2019

Mazda MX-5 Championship Group 2

RACE 12 - LAP CHART

LAP 1 @ 17:18:55.837			LAP 2 @ 17:21:12.311			LAP 3 @ 17:23:25.153			LAP 4 @ 17:25:36.756			LAP 5 @ 17:27:46.810		
NO	BEHIND	LAP TIME	NO	BEHIND	LAP TIME	NO	BEHIND	LAP TIME	NO	BEHIND	LAP TIME	NO	BEHIND	LAP TIME
722		2:25.062	722		2:16.474	722		2:12.842	30		2:11.264	30		2:10.054
74	0.517	2:25.579	30	0.915	2:16.435	30	0.339	2:12.266	722	0.226	2:11.829	722	0.313	2:10.141
30	0.954	2:26.016	74	1.662	2:17.619	74	1.707	2:12.887	74	1.714	2:11.610	74	2.493	2:10.833
31	2.121	2:27.183	3	2.180	2:16.024	3	2.093	2:12.755	3	2.334	2:11.844	3	2.849	2:10.569
3	2.630	2:27.692	31	2.573	2:16.926	37	3.404	2:13.229	37	2.566	2:10.765	37	3.174	2:10.662
57	2.876	2:27.938	57	2.772	2:16.370	31	3.587	2:13.856	31	3.323	2:11.339	31	3.730	2:10.461
37	3.218	2:28.280	37	3.017	2:16.273	45	3.781	2:12.720	45	3.938	2:11.760	45	4.669	2:10.785
45	4.165	2:29.227	45	3.903	2:16.212	60	4.679	2:12.836	60	4.529	2:11.453	60	4.905	2:10.430
60	5.258	2:30.320	60	4.685	2:15.901	312	5.987	2:12.894	312	7.166	2:12.782	21	11.468	2:12.043
20	6.160	2:31.222	20	5.508	2:15.822	20	6.761	2:14.095	20	7.877	2:12.719	68	12.649	2:12.752
312	6.430	2:31.492	312	5.935	2:15.979	21	7.480	2:12.548	56	8.408	2:12.068	10	13.388	2:12.526
68	6.841	2:31.903	68	6.685	2:16.318	68	7.823	2:13.980	52	9.311	2:12.798	14	14.742	2:14.134
25	7.554	2:32.616	14	7.505	2:16.312	56	7.943	2:12.774	21	9.479	2:13.602	25	15.805	2:14.432
14	7.667	2:32.729	21	7.774	2:16.220	52	8.116	2:12.574	68	9.951	2:13.731	7	17.625	2:13.399
21	8.028	2:33.090	56	8.011	2:16.259	14	9.417	2:14.754	14	10.662	2:12.848	78	18.103	2:14.387
56	8.226	2:33.288	52	8.384	2:15.041	10	10.219	2:14.029	10	10.916	2:12.300	53	18.292	2:14.406
10	9.207	2:34.269	10	9.032	2:16.299	25	10.514	2:13.967	25	11.427	2:12.516	11	18.933	2:16.248
11	9.524	2:34.586	25	9.389	2:18.309	53	10.667	2:13.584	11	12.739	2:12.922	56	19.185	2:20.831
52	9.817	2:34.879	53	9.925	2:16.483	11	11.420	2:13.634	78	13.770	2:12.648	312	21.397	2:24.285
53	9.916	2:34.978	11	10.628	2:17.578	78	12.725	2:14.116	53	13.940	2:14.876	20	23.283	2:25.460
78	10.731	2:35.793	78	11.451	2:17.194	7	15.443	2:12.415	7	14.280	2:10.440	52	27.437	2:28.180
58	12.036	2:37.098	58	15.699	2:20.137	58	23.934	2:21.077	57	25.626	2:13.079	57	28.445	2:12.873
18	13.588	2:38.650	7	15.870	2:15.833	57	24.150	2:34.220	58	30.976	2:18.645	58	40.712	2:19.790
7	16.511	2:41.573	18	17.652	2:20.538	18	44.687	2:39.877	18	52.107	2:19.023	18	58.676	2:16.623

Weather / Track : Drizzle / Damp

Mazda MX-5 Championship Group 2

RACE 12 - LAP CHART

LAP 6 @ 17:29:56.076			LAP 7 @ 17:32:06.877			LAP 8 @ 17:34:15.301			LAP 9 @ 17:36:23.755			LAP 10 @ 17:38:33.267		
NO	BEHIND	LAP TIME	NO	BEHIND	LAP TIME	NO	BEHIND	LAP TIME	NO	BEHIND	LAP TIME	NO	BEHIND	LAP TIME
30		2:09.266	30		2:10.801	30		2:08.424	30		2:08.454	30		2:09.512
722	0.241	2:09.194	722	0.316	2:10.876	722	0.384	2:08.492	722	1.333	2:09.403	74	0.560	2:08.561
74	3.907	2:10.680	74	1.529	2:08.423	74	0.903	2:07.798	74	1.511	2:09.062	37	1.208	2:08.887
37	4.401	2:10.493	37	2.169	2:08.569	37	2.007	2:08.262	37	1.833	2:08.280	722	1.276	2:09.455
3	5.036	2:11.453	3	3.182	2:08.947	31	5.743	2:10.842	31	7.458	2:10.169	31	8.605	2:10.659
31	5.320	2:10.856	31	3.325	2:08.806	3	5.775	2:11.017	3	7.738	2:10.417	3	9.260	2:11.034
45	5.861	2:10.458	45	5.011	2:09.951	45	6.710	2:10.123	45	9.751	2:11.495	45	9.998	2:09.759
60	6.583	2:10.944	60	5.548	2:09.766	60	6.964	2:09.840	60	10.090	2:11.580	60	10.395	2:09.817
21	12.608	2:10.406	21	11.535	2:09.728	21	12.933	2:09.822	21	13.915	2:09.436	21	12.833	2:08.430
68	14.910	2:11.527	68	17.189	2:13.080	68	21.833	2:13.068	7	23.915	2:10.128	7	23.958	2:09.555
10	15.636	2:11.514	10	17.527	2:12.692	7	22.241	2:12.947	10	25.462	2:11.297	10	27.280	2:11.330
14	17.437	2:11.961	7	17.718	2:10.227	10	22.619	2:13.516	68	26.756	2:13.377	68	28.979	2:11.735
25	18.152	2:11.613	14	18.489	2:11.853	14	23.296	2:13.231	14	27.288	2:12.446	14	29.151	2:11.375
7	18.292	2:09.933	25	19.946	2:12.595	25	23.813	2:12.291	25	27.841	2:12.482	25	30.908	2:12.579
53	22.296	2:13.270	56	23.311	2:11.483	56	27.004	2:12.117	56	29.974	2:11.424	56	31.569	2:11.107
56	22.629	2:12.710	78	23.929	2:11.811	78	27.658	2:12.153	78	30.444	2:11.240	78	33.205	2:12.273
78	22.919	2:14.082	53	24.234	2:12.739	11	29.305	2:12.566	11	31.558	2:10.707	11	33.338	2:11.292
11	23.347	2:13.680	11	25.163	2:12.617	312	31.309	2:12.580	57	34.501	2:10.845	57	35.025	2:10.036
312	25.403	2:13.272	312	27.153	2:12.551	53	31.605	2:15.795	312	35.714	2:12.859	52	35.408	2:09.053
20	25.769	2:11.752	20	27.518	2:12.550	20	32.031	2:12.937	52	35.867	2:11.475	312	38.189	2:11.987
52	28.754	2:10.583	52	27.746	2:09.793	57	32.110	2:11.167	20	36.987	2:13.410	53	39.020	2:10.980
57	30.151	2:10.972	57	29.367	2:10.017	52	32.846	2:13.524	53	37.552	2:14.401	20	40.302	2:12.827
58	49.626	2:18.180	58	56.647	2:17.822	58	1:04.728	2:16.505	58	1:12.998	2:16.724	58	1:20.697	2:17.211
18	1:08.199	2:18.789	18	1:16.155	2:18.757	18	1:25.729	2:17.998	18	1:35.936	2:18.661	18	2:56.131	3:29.707

Weather / Track : Drizzle / Damp

Results can be found at www.tsl-timing.com

Page 2 of 2

Oulton Park International
 Circuit Length = 2.6920 miles
 Start: 17:16 Flag 17:38 End: 17:41

Printed - 17:45 Saturday, 03 August 2019

Mazda MX-5 Championship Group 2

RACE 12 - LAP ANALYSIS

DIFF = Difference To Personal Best Lap

P1 30 Dave TURTON				
LAP	LAP TIME	DIFF	MPH	TIME OF DAY
1 -	2:26.016	17.592	66.37	17:18:56.791
2 -	2:16.435	8.011	71.03	17:21:13.226
3 -	2:12.266	3.842	73.27	17:23:25.492
4 -	2:11.264	2.840	73.83	17:25:36.756
5 -	2:10.054	1.630	74.51	17:27:46.810
6 -	2:09.266 (3)	0.842	74.97	17:29:56.076
7 -	2:10.801	2.377	74.09	17:32:06.877
8 -	2:08.424 (1)		75.46	17:34:15.301
9 -	2:08.454 (2)	0.030	75.44	17:36:23.755
10 -	2:09.512	1.088	74.82	17:38:33.267

P2 37 Tim DORE (M)				
LAP	LAP TIME	DIFF	MPH	TIME OF DAY
1 -	2:28.280	20.018	65.35	17:18:59.055
2 -	2:16.273	8.011	71.11	17:21:15.328
3 -	2:13.229	4.967	72.74	17:23:28.557
4 -	2:10.765	2.503	74.11	17:25:39.322
5 -	2:10.662	2.400	74.17	17:27:49.984
6 -	2:10.493	2.231	74.26	17:30:00.477
7 -	2:08.569 (3)	0.307	75.37	17:32:09.046
8 -	2:08.262 (1)		75.55	17:34:17.308
9 -	2:08.280 (2)	0.018	75.54	17:36:25.588
10 -	2:08.887	0.625	75.19	17:38:34.475

P3 722 Alan HAWKINS (M)				
LAP	LAP TIME	DIFF	MPH	TIME OF DAY
1 -	2:25.062	16.570	66.80	17:18:55.837
2 -	2:16.474	7.982	71.01	17:21:12.311
3 -	2:12.842	4.350	72.95	17:23:25.153
4 -	2:11.829	3.337	73.51	17:25:36.982
5 -	2:10.141	1.649	74.46	17:27:47.123
6 -	2:09.194 (2)	0.702	75.01	17:29:56.317
7 -	2:10.876	2.384	74.04	17:32:07.193
8 -	2:08.492 (1)		75.42	17:34:15.685
9 -	2:09.403 (3)	0.911	74.89	17:36:25.088
10 -	2:09.455	0.963	74.86	17:38:34.543

P4 31 Bryn GRIFFITHS (M)				
LAP	LAP TIME	DIFF	MPH	TIME OF DAY
1 -	2:27.183	18.377	65.84	17:18:57.958
2 -	2:16.926	8.120	70.77	17:21:14.884
3 -	2:13.856	5.050	72.40	17:23:28.740
4 -	2:11.339	2.533	73.78	17:25:40.079
5 -	2:10.461 (3)	1.655	74.28	17:27:50.540
6 -	2:10.856	2.050	74.06	17:30:01.396
7 -	2:08.806 (1)		75.23	17:32:10.202
8 -	2:10.842	2.036	74.06	17:34:21.044
9 -	2:10.169 (2)	1.363	74.45	17:36:31.213
10 -	2:10.659	1.853	74.17	17:38:41.872

P5 3 Richard WOOTTEN				
LAP	LAP TIME	DIFF	MPH	TIME OF DAY
1 -	2:27.692	18.745	65.61	17:18:58.467
2 -	2:16.024	7.077	71.24	17:21:14.491
3 -	2:12.755	3.808	73.00	17:23:27.246
4 -	2:11.844	2.897	73.50	17:25:39.090
5 -	2:10.569 (3)	1.622	74.22	17:27:49.659
6 -	2:11.453	2.506	73.72	17:30:01.112

DIFF = Difference To Personal Best Lap

7 -	2:08.947 (1)		75.15	17:32:10.059
8 -	2:11.017	2.070	73.96	17:34:21.076
9 -	2:10.417 (2)	1.470	74.31	17:36:31.493
10 -	2:11.034	2.087	73.96	17:38:42.527

P6 45 Graham RUMSEY (M)				
LAP	LAP TIME	DIFF	MPH	TIME OF DAY
1 -	2:29.227	19.468	64.94	17:19:00.002
2 -	2:16.212	6.453	71.14	17:21:16.214
3 -	2:12.720	2.961	73.02	17:23:28.934
4 -	2:11.760	2.001	73.55	17:25:40.694
5 -	2:10.785	1.026	74.10	17:27:51.479
6 -	2:10.458	0.699	74.28	17:30:01.937
7 -	2:09.951 (2)	0.192	74.57	17:32:11.888
8 -	2:10.123 (3)	0.364	74.47	17:34:22.011
9 -	2:11.495	1.736	73.70	17:36:33.506
10 -	2:09.759 (1)		74.68	17:38:43.265

P7 60 Nick LE DOYEN (M)				
LAP	LAP TIME	DIFF	MPH	TIME OF DAY
1 -	2:30.320	20.554	64.47	17:19:01.095
2 -	2:15.901	6.135	71.31	17:21:16.996
3 -	2:12.836	3.070	72.95	17:23:29.832
4 -	2:11.453	1.687	73.72	17:25:41.285
5 -	2:10.430	0.664	74.30	17:27:51.715
6 -	2:10.944	1.178	74.01	17:30:02.659
7 -	2:09.766 (1)		74.68	17:32:12.425
8 -	2:09.840 (3)	0.074	74.64	17:34:22.265
9 -	2:11.580	1.814	73.65	17:36:33.845
10 -	2:09.817 (2)	0.051	74.65	17:38:43.662

P8 74 Clive CHISNALL (M)				
LAP	LAP TIME	DIFF	MPH	TIME OF DAY
1 -	2:25.579	17.781	66.57	17:18:56.354
2 -	2:17.619	9.821	70.42	17:21:13.973
3 -	2:12.887	5.089	72.92	17:23:26.860
4 -	2:11.610	3.812	73.63	17:25:38.470
5 -	2:10.833	3.035	74.07	17:27:49.303
6 -	2:10.680	2.882	74.16	17:29:59.983
7 -	2:08.423 (2)	0.625	75.46	17:32:08.406
8 -	2:07.798 (1)		75.83	17:34:16.204
9 -	2:09.062	1.264	75.09	17:36:25.266
10 -	2:08.561 (3)	0.763	75.38	17:38:33.827

P9 21 Matt FLETCHER				
LAP	LAP TIME	DIFF	MPH	TIME OF DAY
1 -	2:33.090	24.660	63.30	17:19:03.865
2 -	2:16.220	7.790	71.14	17:21:20.085
3 -	2:12.548	4.118	73.11	17:23:32.633
4 -	2:13.602	5.172	72.53	17:25:46.235
5 -	2:12.043	3.613	73.39	17:27:58.278
6 -	2:10.406	1.976	74.31	17:30:08.684
7 -	2:09.728 (3)	1.298	74.70	17:32:18.412
8 -	2:09.822	1.392	74.65	17:34:28.234
9 -	2:09.436 (2)	1.006	74.87	17:36:37.670
10 -	2:08.430 (1)		75.45	17:38:46.100

P10 7 Adrian BURGE (M)				
LAP	LAP TIME	DIFF	MPH	TIME OF DAY
1 -	2:41.573	32.018	59.98	17:19:12.348

Weather / Track : Drizzle / Damp

Mazda MX-5 Championship Group 2

RACE 12 - LAP ANALYSIS

DIFF = Difference To Personal Best Lap

2 -	2:15.833	6.278	71.34	17:21:28.181
3 -	2:12.415	2.860	73.18	17:23:40.596
4 -	2:10.440	0.885	74.29	17:25:51.036
5 -	2:13.399	3.844	72.64	17:28:04.435
6 -	2:09.933 (2)	0.378	74.58	17:30:14.368
7 -	2:10.227	0.672	74.41	17:32:24.595
8 -	2:12.947	3.392	72.89	17:34:37.542
9 -	2:10.128 (3)	0.573	74.47	17:36:47.670
10 -	2:09.555 (1)		74.80	17:38:57.225

P11 10 Thomas MALLETT

LAP	LAP TIME	DIFF	MPH	TIME OF DAY
1 -	2:34.269	22.972	62.82	17:19:05.044
2 -	2:16.299	5.002	71.10	17:21:21.343
3 -	2:14.029	2.732	72.30	17:23:35.372
4 -	2:12.300	1.003	73.25	17:25:47.672
5 -	2:12.526	1.229	73.12	17:28:00.198
6 -	2:11.514 (3)	0.217	73.69	17:30:11.712
7 -	2:12.692	1.395	73.03	17:32:24.404
8 -	2:13.516	2.219	72.58	17:34:37.920
9 -	2:11.297 (1)		73.81	17:36:49.217
10 -	2:11.330 (2)	0.033	73.79	17:39:00.547

P12 68 Ashley HEATH (M)

LAP	LAP TIME	DIFF	MPH	TIME OF DAY
1 -	2:31.903	20.376	63.79	17:19:02.678
2 -	2:16.318	4.791	71.09	17:21:18.996
3 -	2:13.980	2.453	72.33	17:23:32.976
4 -	2:13.731	2.204	72.46	17:25:46.707
5 -	2:12.752 (3)	1.225	73.00	17:27:59.459
6 -	2:11.527 (1)		73.68	17:30:10.986
7 -	2:13.080	1.553	72.82	17:32:24.066
8 -	2:13.068	1.541	72.82	17:34:37.134
9 -	2:13.377	1.850	72.66	17:36:50.511
10 -	2:11.735 (2)	0.208	73.56	17:39:02.246

P13 14 Elliott HANN

LAP	LAP TIME	DIFF	MPH	TIME OF DAY
1 -	2:32.729	21.354	63.45	17:19:03.504
2 -	2:16.312	4.937	71.09	17:21:19.816
3 -	2:14.754	3.379	71.91	17:23:34.570
4 -	2:12.848	1.473	72.95	17:25:47.418
5 -	2:14.134	2.759	72.25	17:28:01.552
6 -	2:11.961 (3)	0.586	73.44	17:30:13.513
7 -	2:11.853 (2)	0.478	73.50	17:32:25.366
8 -	2:13.231	1.856	72.74	17:34:38.597
9 -	2:12.446	1.071	73.17	17:36:51.043
10 -	2:11.375 (1)		73.76	17:39:02.418

P14 25 Ivan LEARY (M)

LAP	LAP TIME	DIFF	MPH	TIME OF DAY
1 -	2:32.616	21.003	63.50	17:19:03.391
2 -	2:18.309	6.696	70.06	17:21:21.700
3 -	2:13.967	2.354	72.34	17:23:35.667
4 -	2:12.516	0.903	73.13	17:25:48.183
5 -	2:14.432	2.819	72.09	17:28:02.615
6 -	2:11.613 (1)		73.63	17:30:14.228
7 -	2:12.595	0.982	73.08	17:32:26.823
8 -	2:12.291 (2)	0.678	73.25	17:34:39.114
9 -	2:12.482 (3)	0.869	73.15	17:36:51.596
10 -	2:12.579	0.966	73.09	17:39:04.175

DIFF = Difference To Personal Best Lap

P15 56 Thomas JENKINS				
LAP	LAP TIME	DIFF	MPH	TIME OF DAY
1 -	2:33.288	22.181	63.22	17:19:04.063
2 -	2:16.259	5.152	71.12	17:21:20.322
3 -	2:12.774	1.667	72.99	17:23:33.096
4 -	2:12.068	0.961	73.38	17:25:45.164
5 -	2:20.831	9.724	68.81	17:28:05.995
6 -	2:12.710	1.603	73.02	17:30:18.705
7 -	2:11.483 (3)	0.376	73.70	17:32:30.188
8 -	2:12.117	1.010	73.35	17:34:42.305
9 -	2:11.424 (2)	0.317	73.74	17:36:53.729
10 -	2:11.107 (1)		73.91	17:39:04.836

P16 78 Richard BARTLETT (M)

LAP	LAP TIME	DIFF	MPH	TIME OF DAY
1 -	2:35.793	24.553	62.20	17:19:06.568
2 -	2:17.194	5.954	70.63	17:21:23.762
3 -	2:14.116	2.876	72.26	17:23:37.878
4 -	2:12.648	1.408	73.06	17:25:50.526
5 -	2:14.387	3.147	72.11	17:28:04.913
6 -	2:14.082	2.842	72.27	17:30:18.995
7 -	2:11.811 (2)	0.571	73.52	17:32:30.806
8 -	2:12.153 (3)	0.913	73.33	17:34:42.959
9 -	2:11.240 (1)		73.84	17:36:54.199
10 -	2:12.273	1.033	73.26	17:39:06.472

P17 11 Sam JARVIS

LAP	LAP TIME	DIFF	MPH	TIME OF DAY
1 -	2:34.586	23.879	62.69	17:19:05.361
2 -	2:17.578	6.871	70.44	17:21:22.939
3 -	2:13.634	2.927	72.52	17:23:36.573
4 -	2:12.922	2.215	72.90	17:25:49.495
5 -	2:16.248	5.541	71.12	17:28:05.743
6 -	2:13.680	2.973	72.49	17:30:19.423
7 -	2:12.617	1.910	73.07	17:32:32.040
8 -	2:12.566 (3)	1.859	73.10	17:34:44.606
9 -	2:10.707 (1)		74.14	17:36:55.313
10 -	2:11.292 (2)	0.585	73.81	17:39:06.605

P18 57 Oliver JENKINS

LAP	LAP TIME	DIFF	MPH	TIME OF DAY
1 -	2:27.938	17.921	65.50	17:18:58.713
2 -	2:16.370	6.353	71.06	17:21:15.083
3 -	2:34.220	24.203	62.84	17:23:49.303
4 -	2:13.079	3.062	72.82	17:26:02.382
5 -	2:12.873	2.856	72.93	17:28:15.255
6 -	2:10.972	0.955	73.99	17:30:26.227
7 -	2:10.017 (1)		74.53	17:32:36.244
8 -	2:11.167	1.150	73.88	17:34:47.411
9 -	2:10.845 (3)	0.828	74.06	17:36:58.256
10 -	2:10.036 (2)	0.019	74.52	17:39:08.292

P19 52 Jack WILLMOTT

LAP	LAP TIME	DIFF	MPH	TIME OF DAY
1 -	2:34.879	25.826	62.57	17:19:05.654
2 -	2:15.041	5.988	71.76	17:21:20.695
3 -	2:12.574	3.521	73.10	17:23:33.269
4 -	2:12.798	3.745	72.97	17:25:46.067
5 -	2:28.180	19.127	65.40	17:28:14.247

Weather / Track : Drizzle / Damp

Mazda MX-5 Championship Group 2

RACE 12 - LAP ANALYSIS

DIFF = Difference To Personal Best Lap

6 -	2:10.583 (3)	1.530	74.21	17:30:24.830
7 -	2:09.793 (2)	0.740	74.66	17:32:34.623
8 -	2:13.524	4.471	72.58	17:34:48.147
9 -	2:11.475	2.422	73.71	17:36:59.622
10 -	2:09.053 (1)		75.09	17:39:08.675

P20 312 Peter LANCASTER (M)

LAP	LAP TIME	DIFF	MPH	TIME OF DAY
1 -	2:31.492	19.505	63.97	17:19:02.267
2 -	2:15.979	3.992	71.27	17:21:18.246
3 -	2:12.894	0.907	72.92	17:23:31.140
4 -	2:12.782	0.795	72.98	17:25:43.922
5 -	2:24.285	12.298	67.16	17:28:08.207
6 -	2:13.272	1.285	72.71	17:30:21.479
7 -	2:12.551 (2)	0.564	73.11	17:32:34.030
8 -	2:12.580 (3)	0.593	73.09	17:34:46.610
9 -	2:12.859	0.872	72.94	17:36:59.469
10 -	2:11.987 (1)		73.42	17:39:11.456

P21 53 Jonathan FIELDSEND (M)

LAP	LAP TIME	DIFF	MPH	TIME OF DAY
1 -	2:34.978	23.998	62.53	17:19:05.753
2 -	2:16.483	5.503	71.00	17:21:22.236
3 -	2:13.584	2.604	72.54	17:23:35.820
4 -	2:14.876	3.896	71.85	17:25:50.696
5 -	2:14.406	3.426	72.10	17:28:05.102
6 -	2:13.270 (3)	2.290	72.71	17:30:18.372
7 -	2:12.739 (2)	1.759	73.01	17:32:31.111
8 -	2:15.795	4.815	71.36	17:34:46.906
9 -	2:14.401	3.421	72.10	17:37:01.307
10 -	2:10.980 (1)		73.99	17:39:12.287

P22 20 Christopher GINN (M)

LAP	LAP TIME	DIFF	MPH	TIME OF DAY
1 -	2:31.222	19.470	64.08	17:19:01.997
2 -	2:15.822	4.070	71.35	17:21:17.819
3 -	2:14.095	2.343	72.27	17:23:31.914
4 -	2:12.719 (3)	0.967	73.02	17:25:44.633
5 -	2:25.460	13.708	66.62	17:28:10.093
6 -	2:11.752 (1)		73.55	17:30:21.845
7 -	2:12.550 (2)	0.798	73.11	17:32:34.395
8 -	2:12.937	1.185	72.90	17:34:47.332
9 -	2:13.410	1.658	72.64	17:37:00.742
10 -	2:12.827	1.075	72.96	17:39:13.569

P23 58 Dale WHITEMAN (M)

LAP	LAP TIME	DIFF	MPH	TIME OF DAY
1 -	2:37.098	20.593	61.68	17:19:07.873
2 -	2:20.137	3.632	69.15	17:21:28.010
3 -	2:21.077	4.572	68.69	17:23:49.087
4 -	2:18.645	2.140	69.90	17:26:07.732
5 -	2:19.790	3.285	69.32	17:28:27.522
6 -	2:18.180	1.675	70.13	17:30:45.702
7 -	2:17.822	1.317	70.31	17:33:03.524
8 -	2:16.505 (1)		70.99	17:35:20.029
9 -	2:16.724 (2)	0.219	70.88	17:37:36.753
10 -	2:17.211 (3)	0.706	70.63	17:39:53.964

DIFF = Difference To Personal Best Lap

P24 18 Neil COGAN				
LAP	LAP TIME	DIFF	MPH	TIME OF DAY
1 -	2:38.650	22.027	61.08	17:19:09.425
2 -	2:20.538	3.915	68.95	17:21:29.963
3 -	2:39.877	23.254	60.61	17:24:09.840
4 -	2:19.023	2.400	69.71	17:26:28.863
5 -	2:16.623 (1)		70.93	17:28:45.486
6 -	2:18.789	2.166	69.82	17:31:04.275
7 -	2:18.757	2.134	69.84	17:33:23.032
8 -	2:17.998 (2)	1.375	70.22	17:35:41.030
9 -	2:18.661 (3)	2.038	69.89	17:37:59.691
10 -	3:29.707	1:13.084	46.21	17:41:29.398

Mazda MX-5 Championship Group 2

RACE 12 - POSITION CHART

No	Name	Lap										
		Pos	1	2	3	4	5	6	7	8	9	10
74	CHISNALL (M)	1	722	722	722	30	30	30	30	30	30	30
31	GRIFFITHS (M)	2	74	30	30	722	722	722	722	722	722	74
722	HAWKINS (M)	3	30	74	74	74	74	74	74	74	74	37
7	BURGE (M)	4	31	3	3	3	3	37	37	37	37	722
57	JENKINS	5	3	31	37	37	37	3	3	31	31	31
3	WOOTTEN	6	57	57	31	31	31	31	31	3	3	3
30	TURTON	7	37	37	45	45	45	45	45	45	45	45
37	DORE (M)	8	45	45	60	60	60	60	60	60	60	60
60	LE DOYEN (M)	9	60	60	312	312	21	21	21	21	21	21
25	LEARY (M)	10	20	20	20	20	68	68	68	68	7	7
45	RUMSEY (M)	11	312	312	21	56	10	10	10	7	10	10
56	JENKINS	12	68	68	68	52	14	14	7	10	68	68
312	LANCASTER (M)	13	25	14	56	21	25	25	14	14	14	14
20	GINN (M)	14	14	21	52	68	7	7	25	25	25	25
68	HEATH (M)	15	21	56	14	14	78	53	56	56	56	56
11	JARVIS	16	56	52	10	10	53	56	78	78	78	78
53	FIELDSEND (M)	17	10	10	25	25	11	78	53	11	11	11
78	BARTLETT (M)	18	11	25	53	11	56	11	11	312	57	57
14	HANN	19	52	53	11	78	312	312	312	53	312	52
58	WHITEMAN (M)	20	53	11	78	53	20	20	20	20	52	312
18	COGAN	21	78	78	7	7	52	52	52	57	20	53
52	WILLMOTT	22	58	58	58	57	57	57	57	52	53	20
21	FLETCHER	23	18	7	57	58	58	58	58	58	58	58
10	MALLETT	24	7	18	18	18	18	18	18	18	18	18

Weather / Track : Drizzle / Damp

Results can be found at www.tsl-timing.com

Oulton Park International
 Circuit Length = 2.6920 miles
 Start: 17:16 Flag 17:38 End: 17:41

Printed - 17:45 Saturday, 03 August 2019

Mazda MX-5 Championship Group 2

RACE 12 - STATISTICS

Competitors Started 24
Planned Start 2019-08-03 @ 17:25:00.000
Actual Start 2019-08-03 @ 17:16:30.774
Finish Time 2019-08-03 @ 17:38:31.035
Track Length 2.6920mi.
Total Laps 240
Total Distance Covered 646.0868mi.

Session Fastest Lap History

NO	NAME	LAP TIME	TIME OF DAY	LAP	VEHICLE
722	Alan HAWKINS (M)	2:25.062	17:18:55.854	1	Mazda MX-5 Mk1
722	Alan HAWKINS (M)	2:16.474	17:21:12.328	2	Mazda MX-5 Mk1
30	Dave TURTON	2:16.435	17:21:13.236	2	Mazda MX-5 Mk1
3	Richard WOOTTEN	2:16.024	17:21:14.511	2	Mazda MX-5 Mk1
60	Nick LE DOYEN (M)	2:15.901	17:21:17.017	2	Mazda MX-5 Mk1
20	Christopher GINN (M)	2:15.822	17:21:17.835	2	Mazda MX-5 Mk1
52	Jack WILLMOTT	2:15.041	17:21:20.698	2	Mazda MX-5 Mk1
722	Alan HAWKINS (M)	2:12.842	17:23:25.169	3	Mazda MX-5 Mk1
30	Dave TURTON	2:12.266	17:23:25.502	3	Mazda MX-5 Mk1
30	Dave TURTON	2:11.264	17:25:36.766	4	Mazda MX-5 Mk1
37	Tim DORE (M)	2:10.765	17:25:39.325	4	Mazda MX-5 Mk1
7	Adrian BURGE (M)	2:10.440	17:25:51.056	4	Mazda MX-5 Mk1
30	Dave TURTON	2:10.054	17:27:46.820	5	Mazda MX-5 Mk1
30	Dave TURTON	2:09.266	17:29:56.086	6	Mazda MX-5 Mk1
722	Alan HAWKINS (M)	2:09.194	17:29:56.333	6	Mazda MX-5 Mk1
74	Clive CHISNALL (M)	2:08.423	17:32:08.413	7	Mazda MX-5 Mk1
74	Clive CHISNALL (M)	2:07.798	17:34:16.215	8	Mazda MX-5 Mk1

Session Leader History

NO	NAME	FROM LAP	LAPS LED	DISTANCE	VEHICLE
722	Alan HAWKINS (M)	1	3	8.07 miles	Mazda MX-5 Mk1
30	Dave TURTON	4	7	18.84 miles	Mazda MX-5 Mk1

Flag History

TYPE **TIME OF DAY**
GREEN 17:16:30.774
FINISH 17:38:31.035

Flag Statistics

TYPE	COUNT	TOTAL LAPS	TOTAL TIME
Green	1	10	25:08.711
Red	0	0	0.000
Safety Car	0	0	0.000
FCY	0	0	0.000

Weather / Track : Drizzle / Damp

These results are provisional until the conclusion of any judicial and technical matters.

Oulton Park International
Circuit Length = 2.6920 miles
Start: 17:16 Flag 17:38 End: 17:41

Clerk Of Course :		Timekeeper :
-------------------	--	--------------